

CAMERON

WARDROBE BUYING GUIDE



HOW TO MEASURE FOR A WARDROBE

Don't worry about the tricky assembly, these products are built and installed by a team of professional and experienced fitters.

THE SPACE YOU WILL NEED EITHER SIDE FOR ASSEMBLY

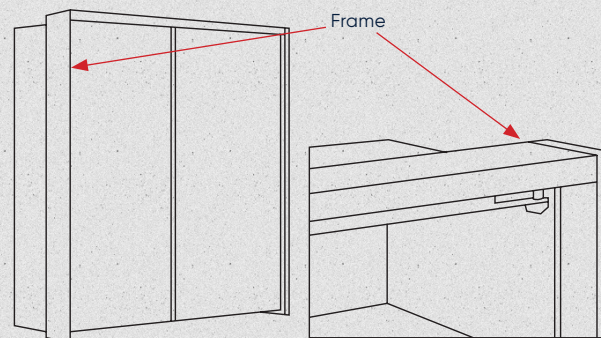
There are three measurements you need to take when sizing up for your new wardrobe: height, width and depth.

We suggest minimum 5cm clearance for any range that does not include a frame or a cornice. The handy image shows an example of a frame or cornice. Our Cameron sliding wardrobes are not fitted with a frame or cornice so it is important to have 5cm clearance either side and overhead.

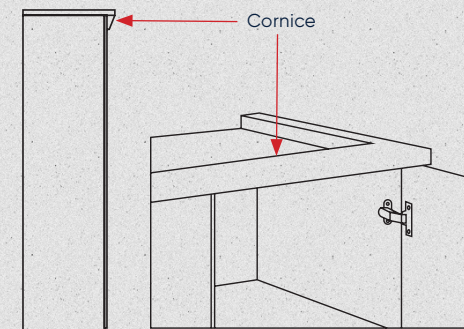
CLEARANCE SLIDING WARDROBE

Consider the floor space in front of your wardrobe, too. No wiggle room? No problem. Sliding wardrobes are a great option because you don't need to factor in any space for outward-opening doors.

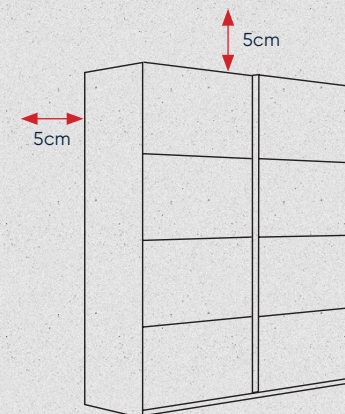
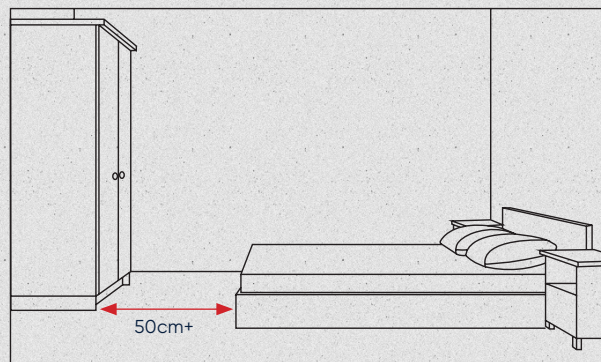
FRAME



CORNICE



CLEARANCE



THE CAMERON RANGE

CONTEMPORARY AND SLEEK, THE CAMERON COLLECTION IS IDEAL FOR MODERN LIVING

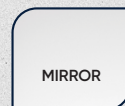
Each wardrobe is made up of compartments. Each compartment includes two matching shelves and a hanging rail.

CHOOSE YOUR FRAME & DOOR COLOUR


Frame colour



Door colour



Handle colour



CHOOSE YOUR SLIDING WARDROBE

2 size options in an **OAK FINISH** with a choice of White, Silk Grey, Dark Grey or mirror doors. Colour option below shown in Oak Effect with a mirror door.



Medium

H210xW136xD62cm
Includes 2 shelves
& 2 hanging rails



Large

H210xW181xD62cm
Includes 2 shelves
& 2 hanging rails

COMPLETE THE LOOK WITH CO-ORDINATING CABINETS

CHESTS & CABINETS



Bedside

H62xW47xD42cm



Wide Chest

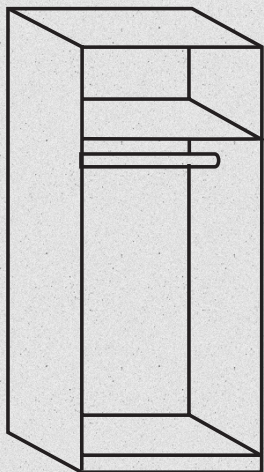
H81xW93xD42cm

INTERNAL ACCESSORIES

Now you have chosen the perfect wardrobe to fit your space and style, you need to review how the space inside will work for you. Each wardrobe comes with 1 shelf and 1 hanging rail per compartment as standard. However if you prefer folding to hanging then you may want to add some extra shelves or internal drawers. Alternatively, if you have lots to hang, you may want additional rails. The below internal accessories are available in a range of sizes to suit every wardrobe and the handy matrix below shows you which ones fit where.

ACCESSORIES INCLUDED IN EACH COMPARTMENT

1x shelf and 1x hanging rail in each single compartment



Internal accessories suitable for all sizes and styles for Cameron Wardrobes

SOFT CLOSE DOOR FIXTURES



ADDITIONAL INTERNAL ACCESSORIES

Internal accessories available in M & L

HANGING RAIL



INTERNAL CHEST OF DRAWERS

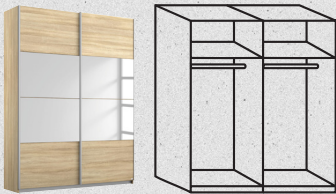
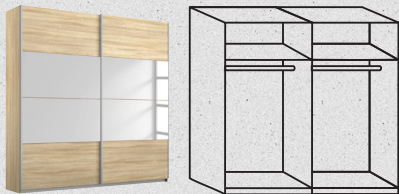





SET OF 3 INTERNAL SHELVES



ACCESSORY MATRIX

The internal line drawing under each wardrobe image shows the accessories that will already be included in that size wardrobe. If you require additional accessories, the matrix shows which options fit in which wardrobe. As some wardrobes are made up of different sizes compartments, this may mean that more than one size of internal accessory may fit in that wardrobe. It is important to consider the set up you are hoping to achieve and review the compartment you are wanting to build into.

| SLIDING WARDROBE | | | | |
|---|--|------------------|--|-----------------|
| |  Medium H210xW136xD62cm | |  Large H210xW181xD62cm | |
| Compartment Number & Size | C1 W67.5CM | C2 W67.5CM | C1 W90CM | C2 W90CM |
| Set of 3 Internal Shelves Available in M & L  | Medium M35200 | Medium M35200 | Large M35202 | Large M35202 |
| Hanging Rail Available in M & L  | Medium A35470 | Medium A35470 | Large A35473 | Large A35473 |
| Internal Chest of Drawers Available in M & L  | Medium M35203 | Medium M35203 | Large M35205 | Large M35205 |