

MONROE

WARDROBE BUYING GUIDE



HOW TO MEASURE FOR A WARDROBE

Don't worry about the tricky assembly, these products are built and installed by a team of professional and experienced fitters.

THE SPACE YOU WILL NEED EITHER SIDE FOR ASSEMBLY

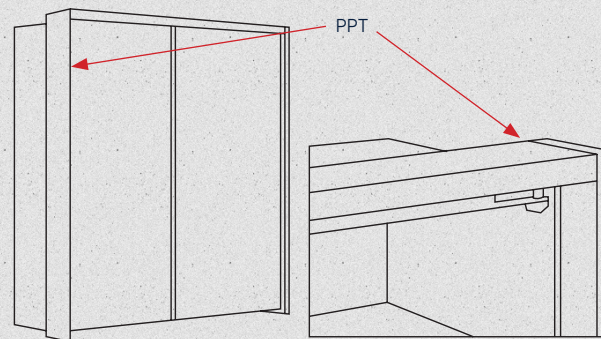
There are three measurements you need to take when sizing up for your new wardrobe: height, width and depth.

We suggest minimum 5cm clearance for any range that does not include a PPT or a cornice. The handy image shows an example of a PPT or cornice. Our Monroe hinged wardrobes do not have a PPT or cornice so it is important to have 5cm clearance either side and overhead.

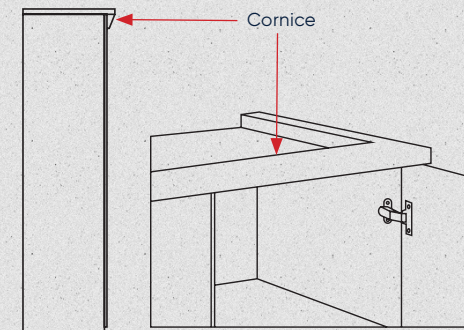
CLEARANCE - HINGED

Consider the floor space in front of your wardrobe, too. Hinged doors require 50cm space for complete opening.

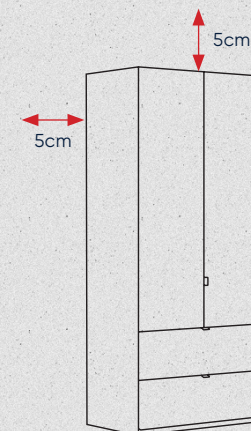
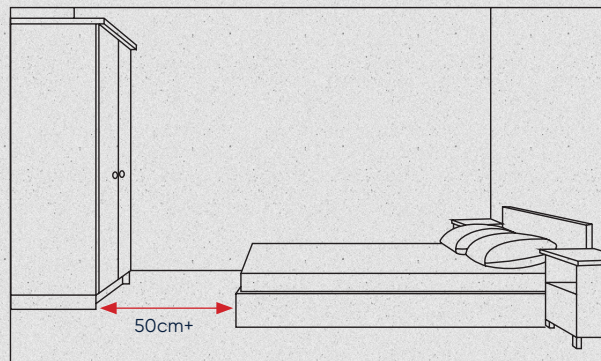
PPT



CORNICE



CLEARANCE



THE MONROE RANGE

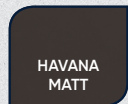
COMBI-STYLE LUXURY WARDROBES FOR OPTIMAL STORAGE

Each wardrobe is made up of compartments. Each compartment includes two matching shelves and a hanging rail.

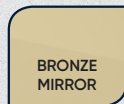
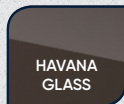
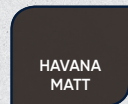
CHOOSE YOUR FRAME & DOOR COLOUR

OPTION 1

Frame colour



Door colours



OPTION 2

Frame colour



Door colours



CHOOSE YOUR HINGED WARDROBE

4 size options in **HAVANA** or **WHITE**. Finish with a choice of Matt, Glass or Bronze mirror doors.

Colour option below shown in Havana Finish with Havana Matt doors.



Small

H216xW100xD58cm
Includes 2 shelves
& 1 hanging rail



Medium

H216xW150xD58cm
Includes 6 shelves
& 3 hanging rails



Large

H216xW200xD58cm
Includes 6 shelves
& 3 hanging rails



XLarge

H216xW250xD58cm
Includes 8 shelves
& 4 hanging rails

THE MONROE RANGE

COMPLETE THE LOOK WITH CO-ORDINATING CABINETS

Bedside and chests also available in **HAVANA** or **WHITE FINISH** with either Matt or Glass fronts.

CHESTS & CABINETS



Bedside

H64xW40xD43cm



Chest

H86xW60xD43cm



Wide Chest

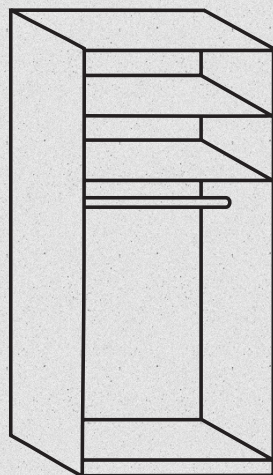
H86xW141xD43cm

INTERNAL ACCESSORIES

Now you have chosen the perfect wardrobe to fit your space and style, you need to review how the space inside will work for you. Each wardrobe comes with 2 shelves and 1 hanging rail per compartment as standard. However if you prefer folding to hanging then you may want to add some extra shelves or internal drawers. Alternatively, if you have lots to hang, you may want additional rails. The below internal accessories are available in a range of sizes to suit every wardrobe and the handy matrix below shows you which ones fit where.

ACCESSORIES INCLUDED IN EACH COMPARTMENT


2x shelves and 1x hanging rail




ADDITIONAL INTERNAL ACCESSORIES

Internal accessories suitable for all sizes and styles for Monroe Wardrobes

SET OF 2
INTERNAL LED LIGHTS
550689




TIE & BELT RACK
589539



Internal accessories available in S, M & L

HANGING RAIL




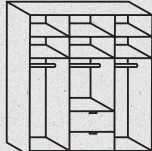

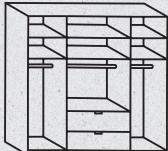

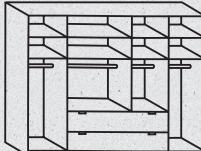





SET OF 3 INTERNAL
SHELVES



ACCESSORY MATRIX

The internal line drawing under each wardrobe image shows the accessories that will already be included in that size wardrobe. If you require additional accessories, the matrix shows which options fit in which wardrobe. As some wardrobes are made up of different sizes compartments, this may mean that more than one size of internal accessory may fit in that wardrobe. It is important to consider the set up you are hoping to achieve and review the compartment you are wanting to build into.

	HINGED WARDROBE										
	  Small H216xW100xD58cm	  Medium H216xW150xD58cm			  Large H216xW200xD58cm			  XLarge H216xW250xD58cm			
Compartment Number & Size	C1 W96.4CM	C1 W47.5CM	C2 W47.5CM	C2 W47.5CM	C1 W47.5CM	C2 W96.4CM	C3 W47.5CM	C1 W47.5CM	C2 W96.4CM	C3 W47.5CM	C4 W47.5CM
Set of 3 Internal Shelves Available in S, M & L 	Large 912267	Small 342278	Small 342278	Small 342278	Small 342278	Large 912267	Small 342278	Small 342278	Large 912267	Small 342278	Small 342278
Hanging Rail Available in S, M & L 	Large 580450	Small 528066	Small 528066	Small 528066	Small 528066	Large 580450	Small 528066	Small 528066	Large 580450	Small 528066	Small 528066
External Line Lights Available in 2 & 3 piece 	2 Piece 568271	2 Piece 568271	2 Piece 568271	2 Piece 568271	2 Piece 568271	2 Piece 568271	2 Piece 568271	3 Piece 578820	3 Piece 578820	3 Piece 578820	3 Piece 578820