

PEYTON

WARDROBE BUYING GUIDE



HOW TO MEASURE FOR A WARDROBE

Don't worry about the tricky assembly, these products are built and installed by a team of professional and experienced fitters.

THE SPACE YOU WILL NEED EITHER SIDE FOR ASSEMBLY

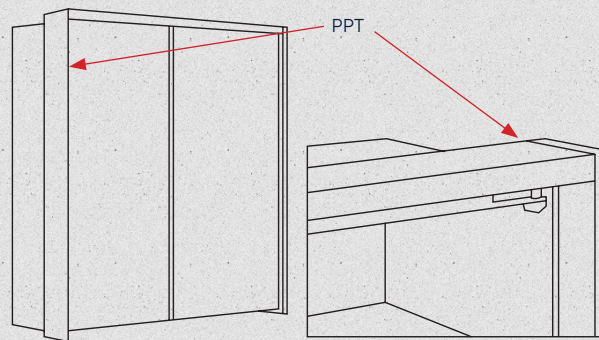
There are three measurements you need to take when sizing up for your new wardrobe: height, width and depth.

We suggest minimum 5cm clearance for any range that does not include a PPT or a cornice. The handy image shows an example of a PPT or cornice. On our Peyton range the sliding wardrobes are fitted with a PPT so there is no need for any additional clearance, just measure the space that you have. Our Peyton hinged wardrobes are fitted with a cornice so it is important to have 5cm clearance either side but no clearance is needed overhead.

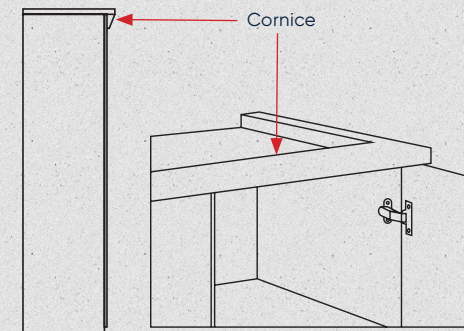
CLEARANCE - HINGED VS SLIDING

Consider the floor space in front of your wardrobe, too. No wiggle room? No problem. Sliding wardrobes are a great option because you don't need to factor in any space for outward-opening doors. Hinged doors require 50cm space for complete opening.

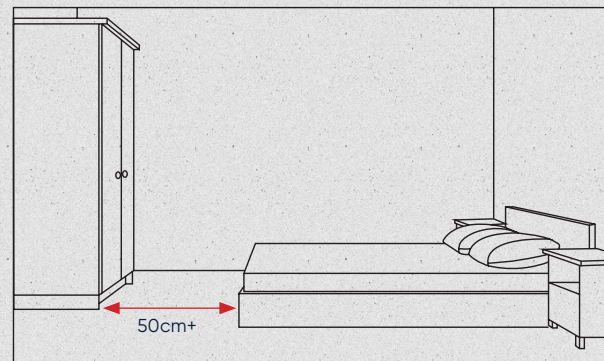
PPT



CORNICE



CLEARANCE



THE PEYTON RANGE

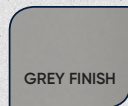
CONTEMPORARY AND SLEEK, THE PEYTON COLLECTION IS IDEAL FOR MODERN LIVING

Each wardrobe is made up of compartments. Each compartment includes two matching shelves and a hanging rail.

CHOOSE YOUR FRAME & DOOR COLOUR

OPTION 1

Frame colour

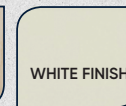


Door colours

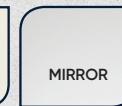


OPTION 2

Frame colours



Door colours




CHOOSE YOUR HINGED WARDROBE

4 size options & a corner robe in a choice of **RUSTIC OAK**, **WHITE** or **GREY** finish frame. Colour option below shown in in grey finish with grey glass and mirror doors.




Small

H220xW100xD58cm
Includes 2 shelves
& 1 hanging rail




Medium

H220xW150xD58cm
Includes 4 shelves
& 2 hanging rails



Large

H220xW200xD58cm
Includes 4 shelves
& 2 hanging rails



XLarge

H220xW250xD58cm
Includes 6 shelves
& 3 hanging rails



Corner

H220xW94xD94cm
Includes 1 shelf
& 1 hanging rail

Please note, this isn't a stand alone unit. The corner wardrobe must be purchased alongside a minimum of 2 other Peyton hinged wardrobes to support at either side.

THE PEYTON RANGE

CHOOSE YOUR SLIDING WARDROBE

3 size options in a choice of **RUSTIC OAK**, **WHITE** or **GREY FINISH** frame.
Colour option below shown in grey glass and mirror doors.



Medium

H220xW160xD67cm
Includes 4 shelves
& 2 hanging rails



Large

H220xW210xD67cm
Includes 4 shelves
& 2 hanging rails



XLarge

H220xW260xD67cm
Includes 6 shelves
& 3 hanging rails

COMPLETE THE LOOK WITH CO-ORDINATING CABINETS

Bedsides and chests also available in **GREY**, **WHITE** or **RUSTIC OAK FINISH** with grey or white glass fronts.

CHESTS & CABINETS



Bedside

H57xW50xD36cm



Chest

H86xW75xD42cm



Wide Chest

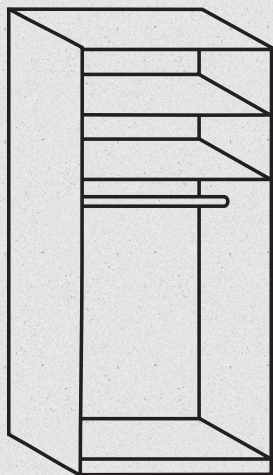
H86xW93xD42cm

INTERNAL ACCESSORIES

Now you have chosen the perfect wardrobe to fit your space and style, you need to review how the space inside will work for you. Each wardrobe comes with 2 shelves and 1 hanging rail per compartment as standard. However if you prefer folding to hanging then you may want to add some extra shelves or internal drawers. Alternatively, if you have lots to hang, you may want additional rails. The below internal accessories are available in a range of sizes to suit every wardrobe and the handy matrix below shows you which ones fit where.

ACCESSORIES INCLUDED IN EACH COMPARTMENT


2x shelves and 1x hanging rail



ADDITIONAL INTERNAL ACCESSORIES

Internal accessories suitable for all sizes and styles for Peyton Wardrobes

SET OF 2
INTERNAL LED LIGHTS
717610



TIE & BELT RACK
978253



Internal accessories available in S, M & L

HANGING RAIL



INTERNAL GLASS
FRONTED DRAWERS













SET OF 3 INTERNAL
SHELVES



ACCESSORY MATRIX

The internal line drawing under each wardrobe image shows the accessories that will already be included in that size wardrobe. If you require additional accessories, the matrix shows which options fit in which wardrobe. As some wardrobes are made up of different sizes compartments, this may mean that more than one size of internal accessory may fit in that wardrobe. It is important to consider the set up you are hoping to achieve and review the compartment you are wanting to build into.

	HINGED WARDROBE								SLIDING WARDROBE						
	 Small H220xW100xD58cm	 Medium H220xW150xD58cm	 Large H220xW200xD58cm	 XLarge H220xW250xD58cm					 Medium H220xW160xD67cm	 Large H220xW210xD67cm	 XLarge H220xW260xD67cm				
Compartment Number & Size	C1 W96.4CM	C1 W96.4CM	C2 W47.5CM	C1 W96.4CM	C2 W96.4CM	C1 W96.4CM	C2 W47.5CM	C3 W96.4CM	C1 W72.3CM	C2 W72.3CM	C1 W96.4CM	C2 W96.4CM	C1 W96.4CM	C2 W96.4CM	C3 W47.5CM
Set of 3 Internal Shelves Available in S, M & L 	Large 970193	Large 970193	Small 448245	Large 970193	Large 970193	Large 970193	Small 448245	Large 970193	Medium 963459	Medium 963459	Large 970193	Large 970193	Large 970193	Large 970193	Small 448245
Hanging Rail Available in S, M & L 	Large 964221	Large 964221	Small 460233	Large 964221	Large 964221	Large 964221	Small 460233	Large 964221	Medium 721423	Medium 721423	Large 964221	Large 964221	Large 964221	Large 964221	Small 460233
Internal Glass Fronted Drawers Available in S, M & L 	Large 971819	Large 971819	Small 972605	Large 971819	Large 971819	Large 971819	Small 972605	Large 971819	Medium 967590	Medium 967590	Large 971819	Large 971819	Large 971819	X (Unsuitable for centre compartment)	Small 972605