


next

BLAKE 120CM ROUND DINING TABLE
152487
Assembly instructions

Actual product size
H77 x W120 x D120cm



A x 8 Ø10 x 60mm



B x 8 Ø11 x 25 x 35mm



C x 1 K17 x 25 x 135




Need Help?

With: Assembly instructions
Missing or damaged parts

CALL: 0333 777 8999

BEFORE YOU START

Number of people required to assemble

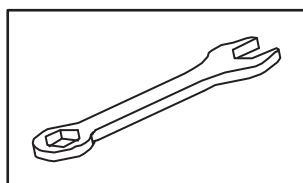


Time to assemble



30 min

Tools required



supplied

Do's

We suggest you spend a short time reading through this leaflet before you start.

We recommend that the packaging is used to protect the surfaces during assembly.

Carefully check that you have all the parts before beginning assembly.

Due to the size of the product we recommend that it is assembled in the room intended for use.

Ensure the product is fully assembled as illustrated and all fixings fully tightened before use.

Wood will mellow and change colour over time, we recommend that ornaments and items placed on the surface are moved regularly for the first few months to prevent uneven mellowing.

Don'ts

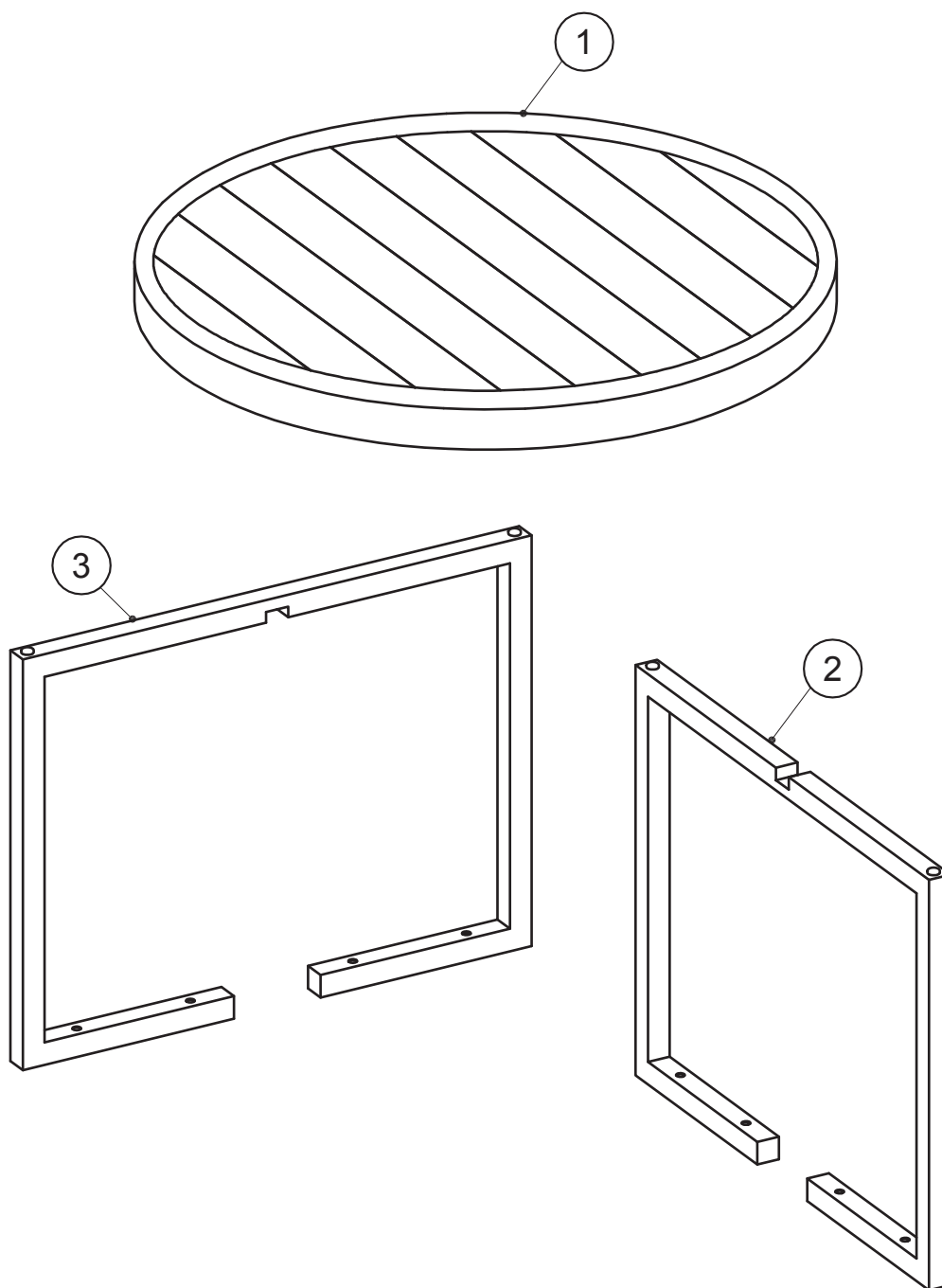
Do not drag or pull your furniture.

Do not use silicone based furniture polish, Silicone in furniture polishes can break down the lacquer finish,

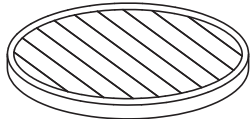
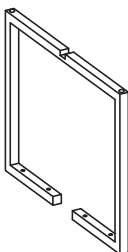
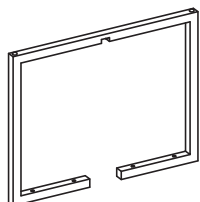
Never allow any kind of liquid to remain on your furniture. Absorption can cause wood to warp or finishes to de-laminate.

Do not place hot items (e.g. hot drinks) directly on to the wood surface. please make sure you use a placemat or coaster.

GETTING TO KNOW YOUR PRODUCT

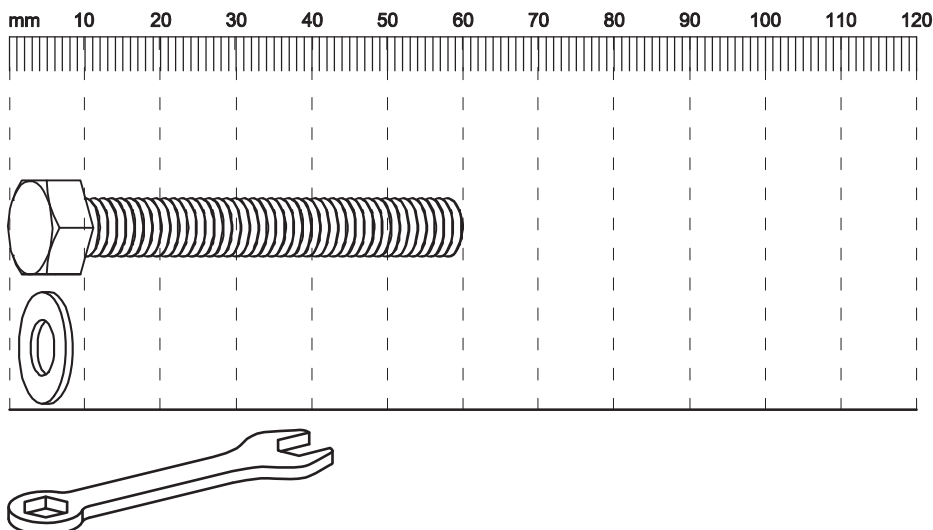


Components supplied. Please use this guide if you require replacement parts.

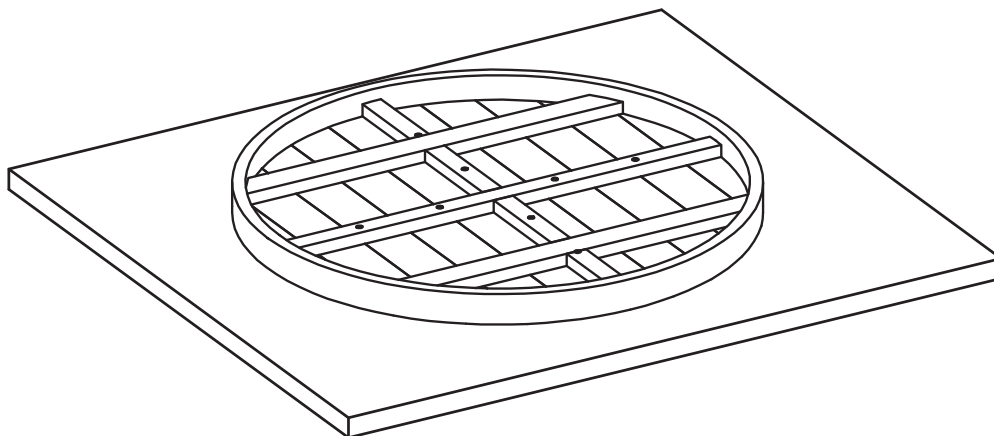
Ref	Dimensions	Visual	Qty	Ctn
1	Table top 7.6cm x 120cm x 120cm		1	1
2	Leg section 72.5cm x 94cm x 4cm		1	1
3	Leg section 72.5cm x 94cm x 4cm		1	1

**Fixtures and fittings
supplied (actual size)**

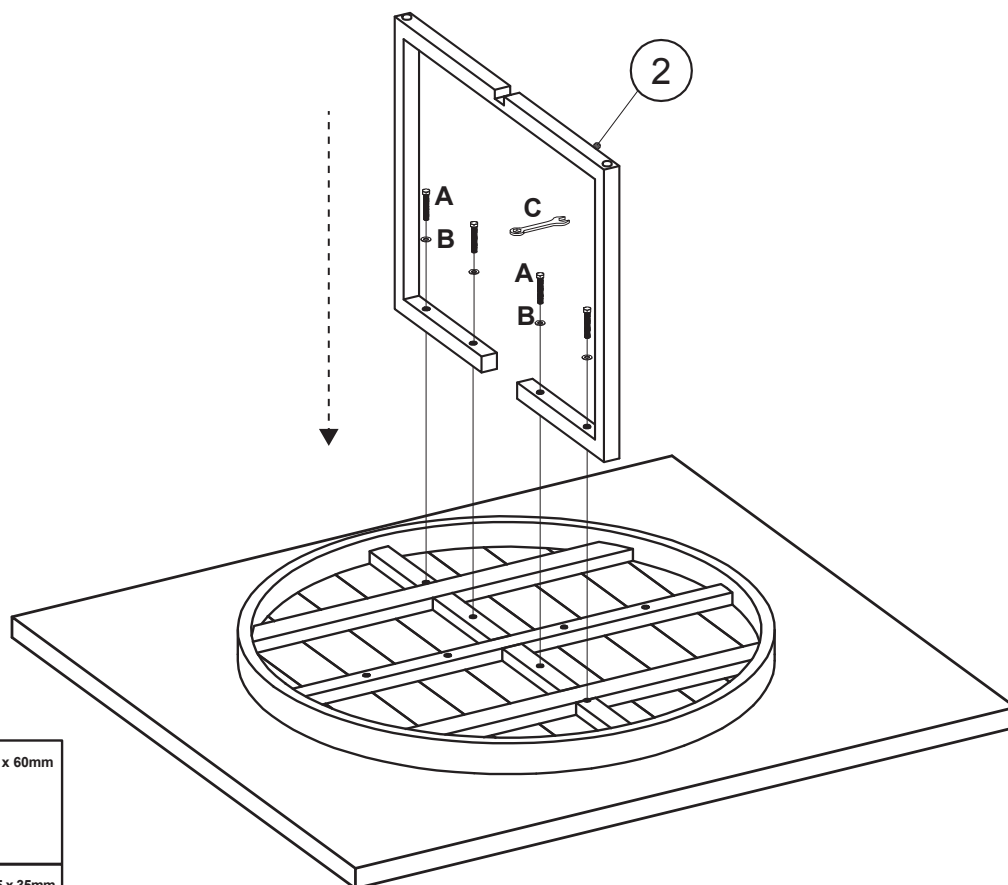
Ref	Dimensions	Qty
A	Ø10 x 60mm	8
B	Ø11x25 x 35mm	8
C	Ring Spanner K17 x 25 x 135	1



1



2



A x 4 Ø10 x 60mm



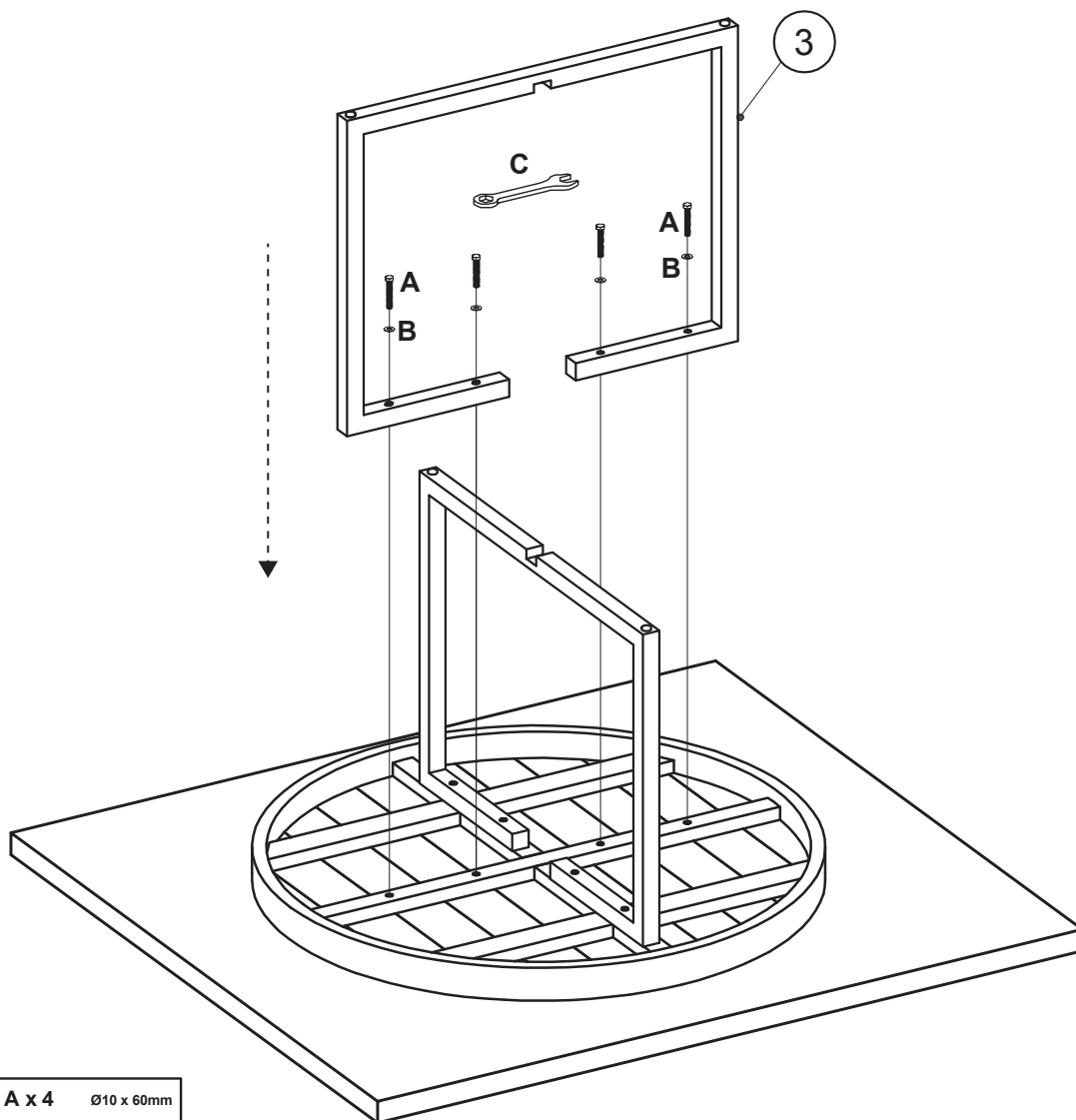
B x 4 Ø11 x 25 x 35mm



C x 1 K17 x 25 x 135



3



A x 4 Ø10 x 60mm



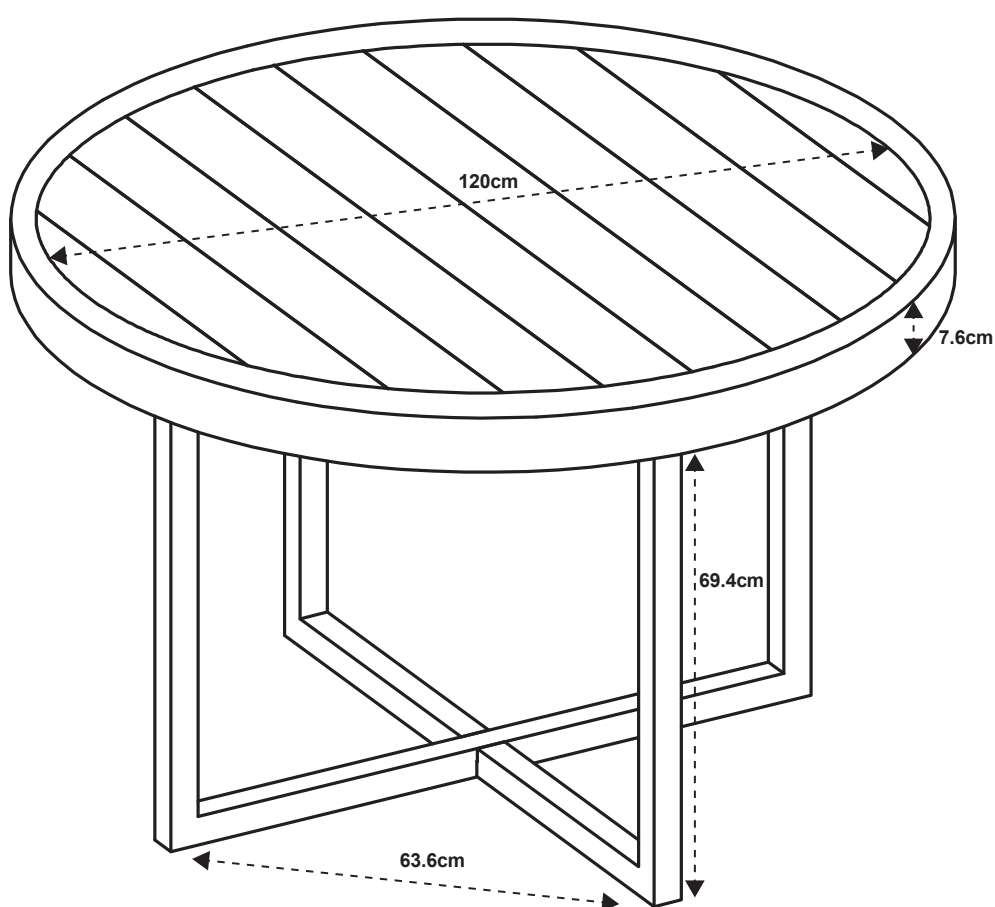
B x 4 Ø11 x 25 x 35mm



C x 1 K17 x 25 x 135



4



Warnings

We suggest you retain these instructions for future reference.

Keep fittings out of children's reach and keep children well away from the construction area.

This product should only be used on firm, level ground.

Please periodically check all fittings and re-tighten as necessary.

Please do not sit or stand on your furniture.

Avoid exposing the furniture to excessive heat or direct sunlight as this can cause deterioration of the colour.

Unwrap all packaging materials and place the components on top of the carton box or on a clean floor to protect it from damage.

Missing parts

If you are missing any fixtures and fittings for your product please contact our customer service team on **0333 777 8999** and they will be happy to arrange for a replacement to be sent to you free of charge.

Home service technicians

If you have a fault with your product please contact our customer service team on **0333 777 8999**. If you have had the product for 28 days or less you may be offered a replacement, refund or for a fully trained home service technician to visit your home to assess the fault and repair the product where possible. If you have had the product for more than 28 days we will send an independent home service technician to review and repair the product where possible and recommend further action.

You can write to us at

Home Customer Services

Next Retail Ltd,
Desford Road,
Leicester,
LE19 4AT

To view our full furniture range please visit www.next.co.uk