


next

## BLAKE CHAIR

Assembly instructions

### Actual product size

Chair: H91XW75XD82 CM



Item number	Fabric name	Fabric composition
169139	Opulent Velvet Bottle Green	100% polyester
184374	Monza Faux Leather Charcoal	100% polyester

### Need Help?

With: Assembly instructions  
Missing or damaged parts

**IMPORTANT – RETAIN FOR FUTURE REFERENCE**

**CALL: 0333 777 8999**

## BEFORE YOU START

### Warnings

We suggest you retain these instructions for future reference  
Keep fittings out of children's reach and keep children well away from construction area.  
This product should only be used on firm level ground  
Please periodically check all fittings and re-tighten as necessary  
Please do not jump or stand on your bed  
Avoid exposing the furniture to excessive heat or direct sunlight as this can cause damage to the materials and deterioration of the colour

### Do's

We suggest you spend a short time reading through this leaflet before you start  
When you are ready to start, make sure that you have the right tools and plenty of space  
Due to the size of the product we recommend that it is assembled in the room intended for use  
Unwrap all packaging materials and place the components on a clean surface to protect them from damage,  
We recommend that the packaging is used to protect the surfaces during assembly  
Carefully check that you have all the parts before beginning assembly  
Ensure the product is fully assembled as illustrated and all fixings fully tightened before use. Check fixings regularly to ensure they remain tight  
When moving your assembled bed. Lift the bed and never to drag it.  
The support legs ensure that the foot is set from the floor surface without the.  
When in use the legs will create the required  
Never allow any kind of liquid to remain on your furniture.  
Absorption can cause materials to warp or finishes to de-laminate  
To clean your item, please use a vacuum or lightly brush clean

### Please note:

Periodically check the condition of your bed slats and plastic locating caps to ensure they are in good condition and have not become loose.

### Number of people required to assemble

We recommend one person assemble this product.

### Time to assemble



15 minutes

### Missing parts

If you are missing any fixtures and fittings for your product please contact our customer service team on 0333 777 8999 and they will be happy to arrange for a replacement to be sent to you free of charge.

### Home service technicians

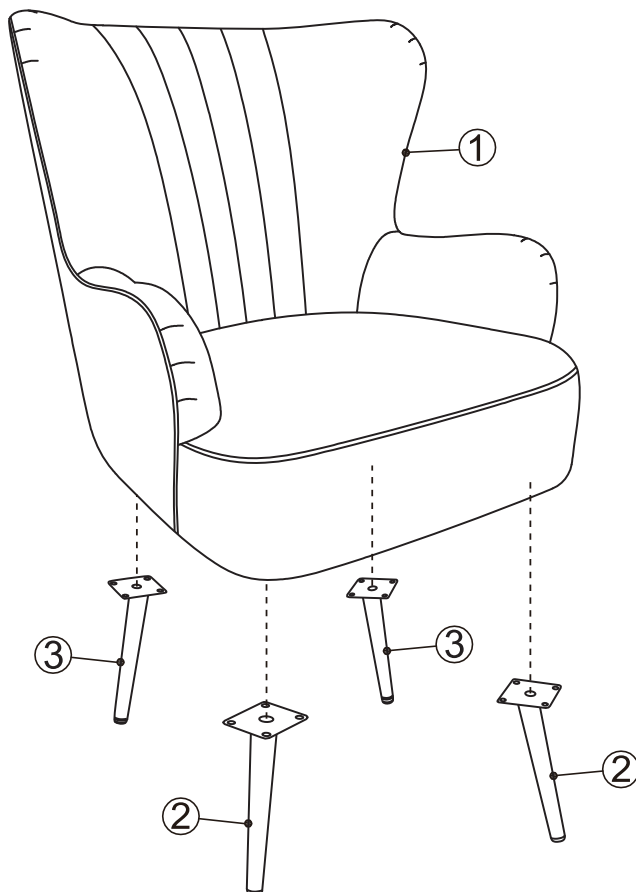
If you have a fault with your product please contact our customer service team on 0333 777 8999. If you have had the product for 28 days or less you may be offered a replacement, refund or for a fully trained home service technician to visit your home to assess the fault and repair the product where possible. If you have had the product for more than 28 days we will send an independent home service technician to review and repair the product where possible and recommend further action.

### You can write to us at




Home Customer Services  
Next Retail Ltd,  
Desford Road,  
Leicester,  
LE19 4 AT

To view our full furniture range please visit [www.next.co.uk](http://www.next.co.uk)

## GETTING TO KNOW YOUR PRODUCT



Components supplied. Please use this guide if you require replacement parts.

Ref	Dimension	Visual	Qty
1	Seat: H70xW75xD82CM		1
2	Legs: 25x3.2x1.8CM		2
3	Legs: 25.5x3.2x1.8CM		2

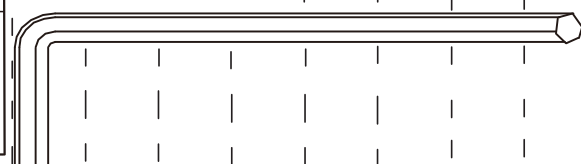
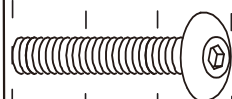
# BLAKE CHAIR

## Assembly instructions

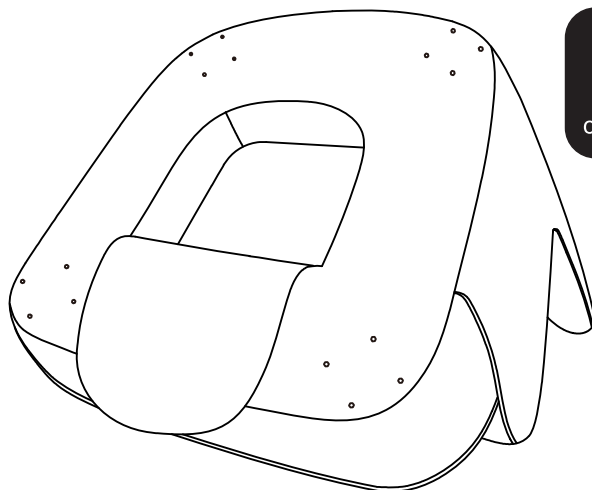
Fixtures and fittings  
supplied (actual size)

Ref	Dimension	Qty	Spare
A	M6X25mm	16	2
B	6 X80mm	1	0

mm 10 20 30 40 50 60 70 80 90 100 110 120 130



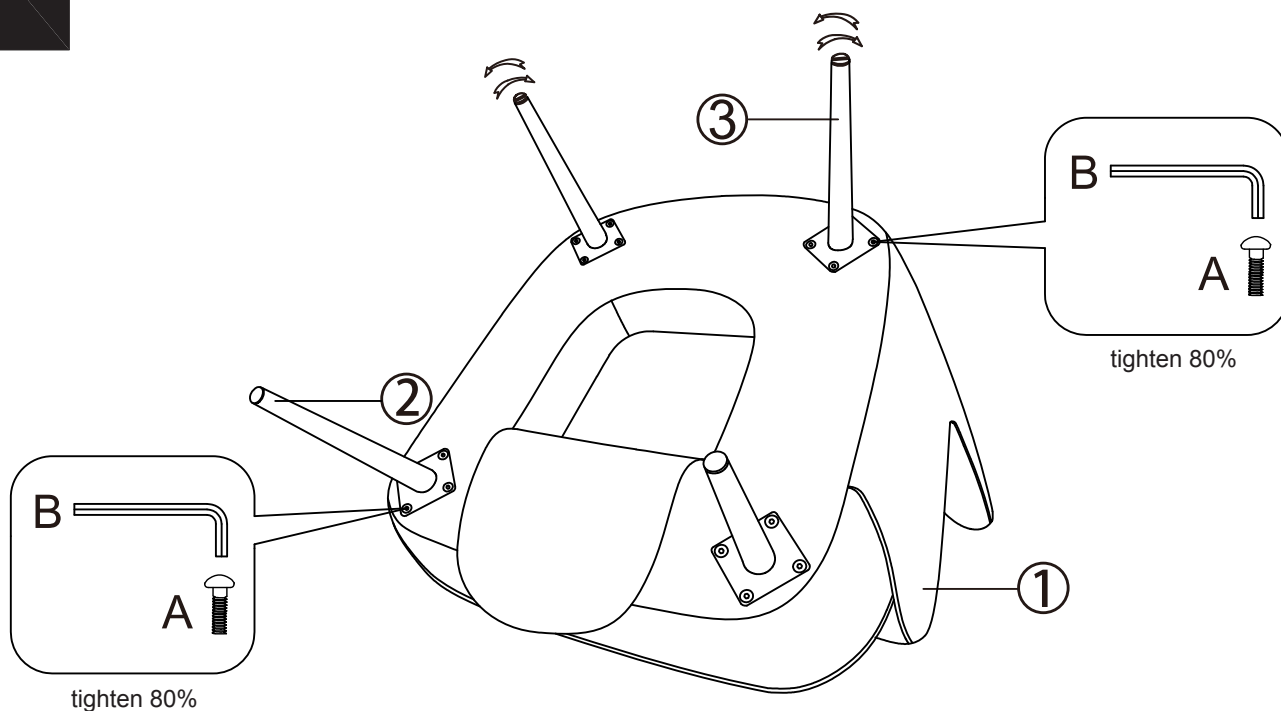
1



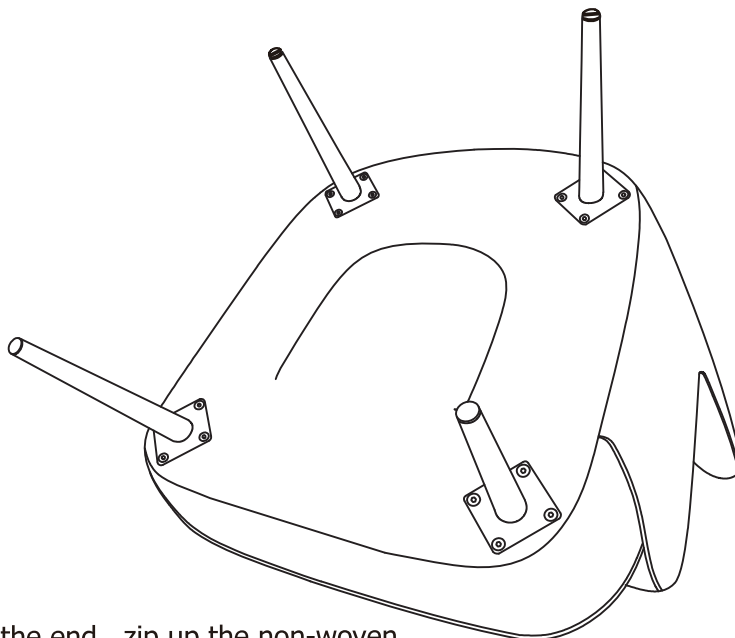
**WARNING!**

Open the bottom of the chair and take the legs out.

2

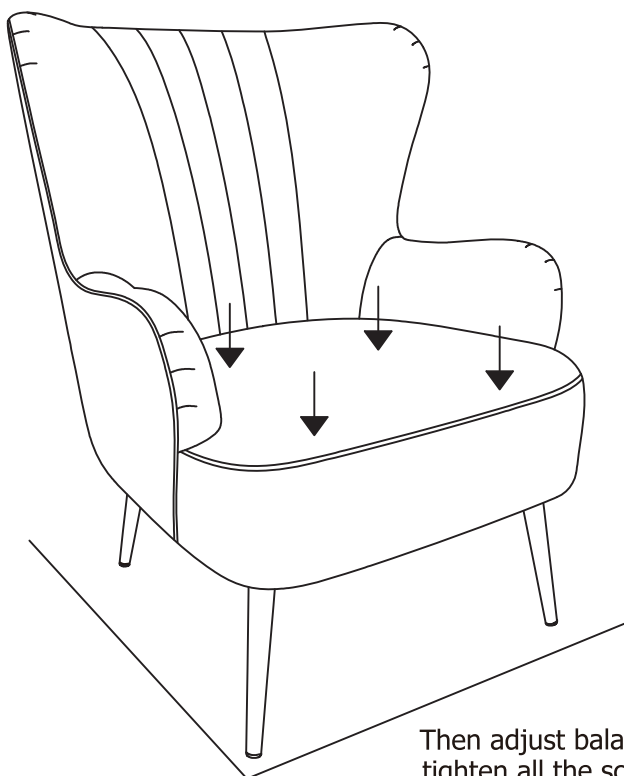


3



In the end , zip up the non-woven cloth underneath the seat.

4



Then adjust balance of this chair,  
tighten all the screws to 100%.

**Actual product size**

Chair: H91XW75XD82 CM

CAUTION: Maxium weight capacity of this chair is 130kg.

