

next

FAE NATURAL ACCENT


387179

Assembly instructions

Actual product size

CHAIR

SIZE: (H)82X(W)71X(D)67CM



Need Help?

With: Assembly instructions
Missing or damaged parts

CALL: 0333 777 8999

IMPORTANT – RETAIN FOR FUTURE REFERENCE

BEFORE YOU START

Warnings

For domestic and outdoor use only.

We suggest you retain these instructions for future reference.

Keep fittings out of children's reach and keep children well away from construction area.

Please periodically check all fittings and re-tighten as necessary.

Please do not sit or stand on your table.

Unwrap all packaging materials and place the components on top of the carton box or on a clean floor to protect it from damage.

This product should only be used on firm, level ground.

Make sure the legs remain in contact with the ground.

Do's

We suggest you retain these instructions for future reference.

We suggest you spend a short time reading through this leaflet before you start.

When you are ready to start, make sure that you have the right tools and plenty of space.

Unwrap all packaging materials and place the components on a clean surface to protect it from damage. We recommend that the packaging is used to protect the surfaces during assembly.

Carefully check that you have all the parts before beginning assembly.

Please retain the assembly tools. You will need them in the future to re-tighten the bolts, or if you want to dismantle the furniture for storage.

Please make sure that the product is clean and dry before putting it into storage.

We recommended the use of furniture covers to protect your furniture when not in use.

During severe weather conditions, please move your furniture inside.

To clean your items, please use mild detergent in warm water.

Rinse with clean water and dry thoroughly.

Do not use abrasive cleaners, strong detergents, bleach, acid or solvents on the frame parts.

Don'ts

Do not stand on your chair.

Do not sit on the arms of your chair. (Note: arm chair only).

When moving furniture never drag the pieces across the floor, as this will cause damage to the joints.

Please do not leave your product outside when not in use.

During bad weather and winter months the product should be dismantled and stored in a cool dry place.

Do not use silicone based furniture polish.

Number of people required to assemble

Two persons are required to assemble this item.

Time to assemble



Missing parts

If you are missing any fixtures and fittings for your product please contact our customer service team on 0333 777 8999 and they will be happy to arrange for a replacement to be sent to you free of charge.

Home service technicians

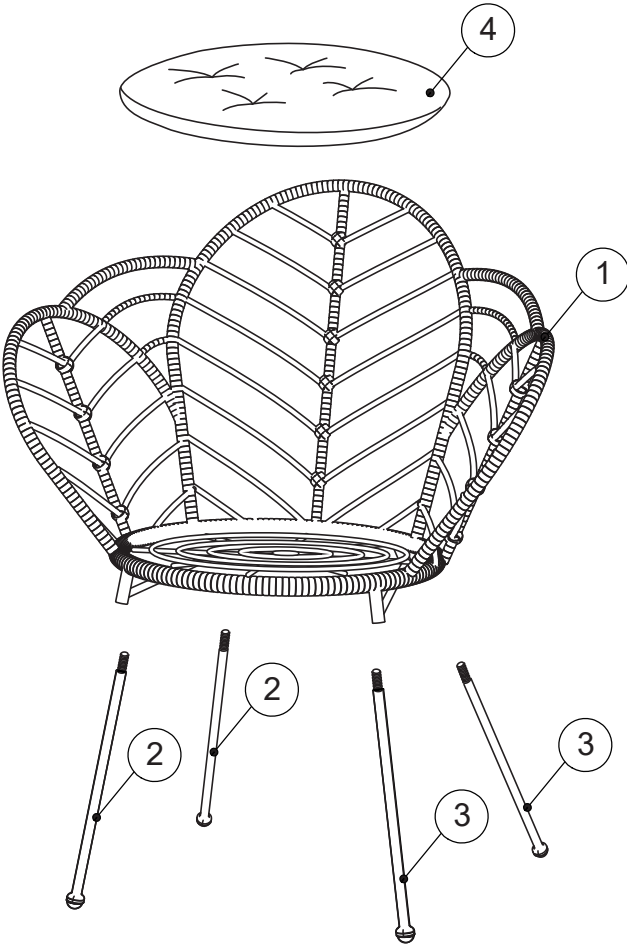
If you have a fault with your product please contact our customer service team on 0333 777 8999. If you have had the product for 28 days or less you may be offered a replacement, refund or for a fully trained home service technician to visit your home to assess the fault and repair the product where possible. If you have had the product for more than 28 days we will send an independent home service technician to review and repair the product where possible and recommend further action.

You can write to us at



Home Customer Services
Next Retail Ltd,
Desford Road,
Leicester,
LE19 4AT


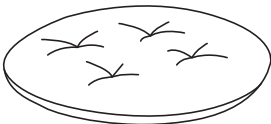
To View our full furniture range please visit www.next.co.uk

GETTING TO KNOW YOUR PRODUCT

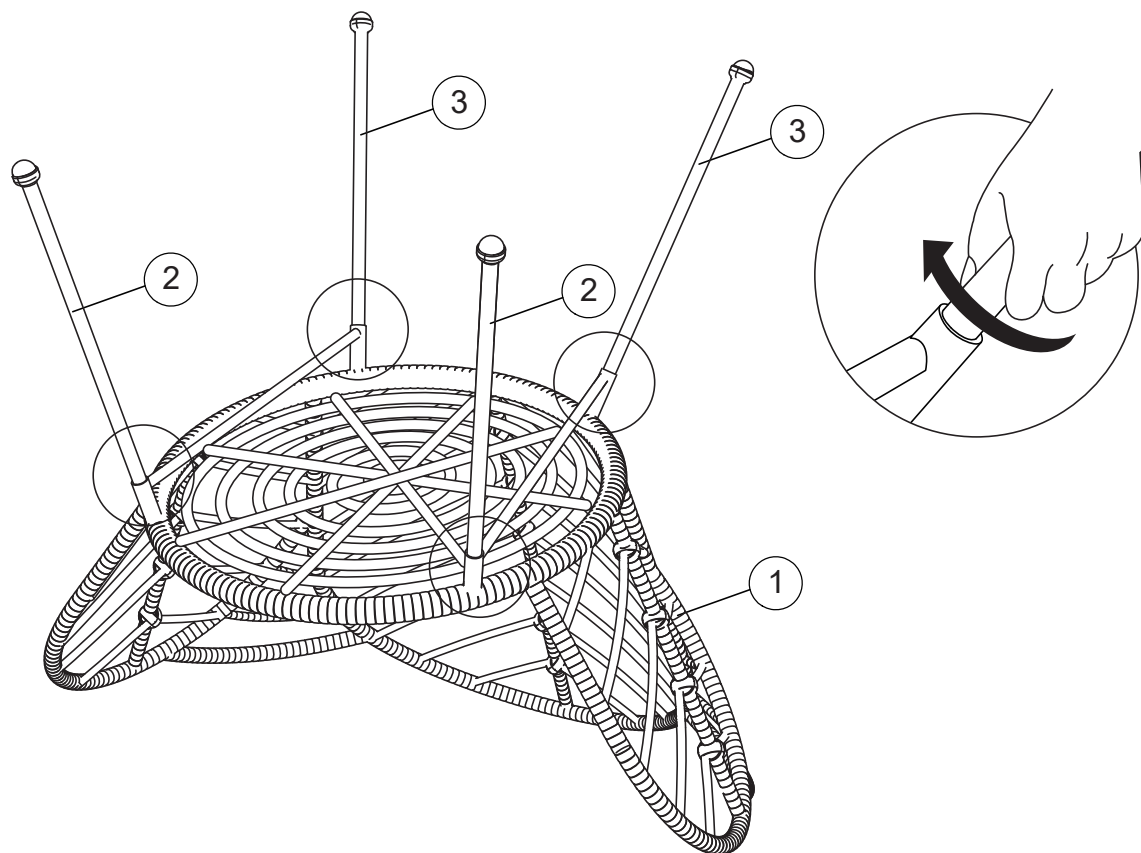


Components supplied. Please use this guide if you require replacement parts.

Ref	Visual	Qty	Ctn
1		1	1
2		2	1

Ref	Visual	Qty	Ctn
3		2	1
4		1	1

1



2

