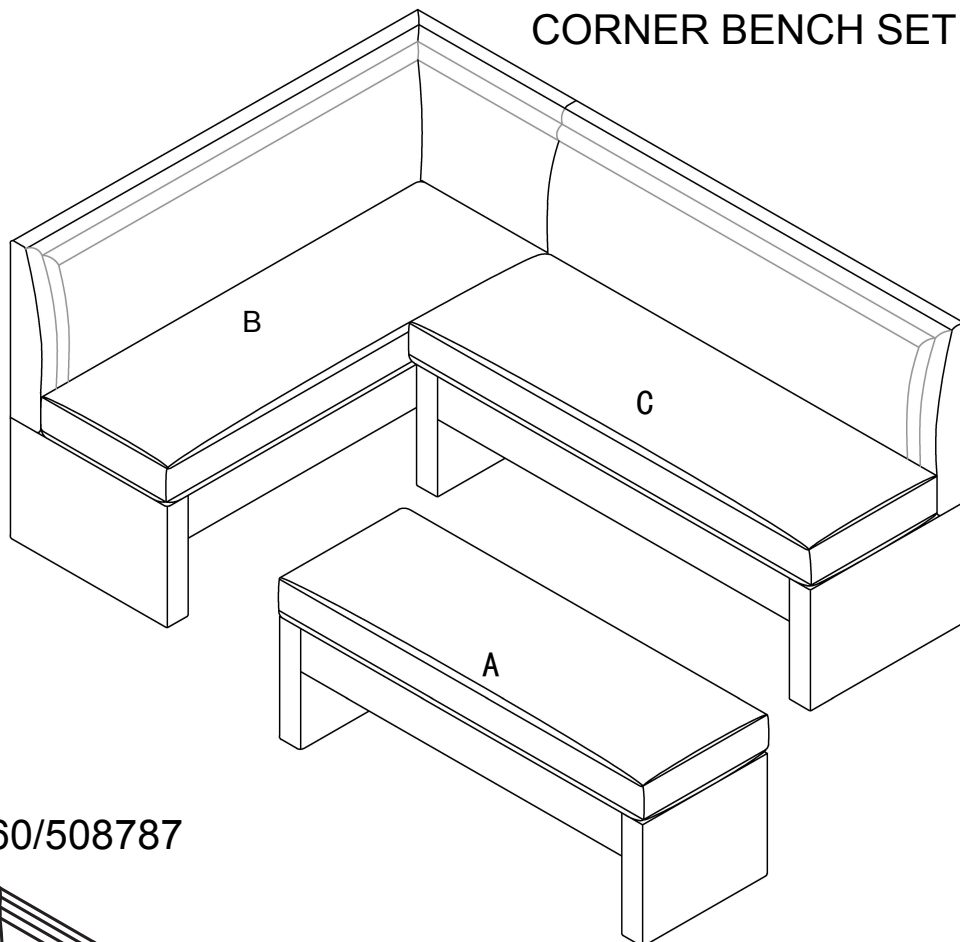


# NEXT

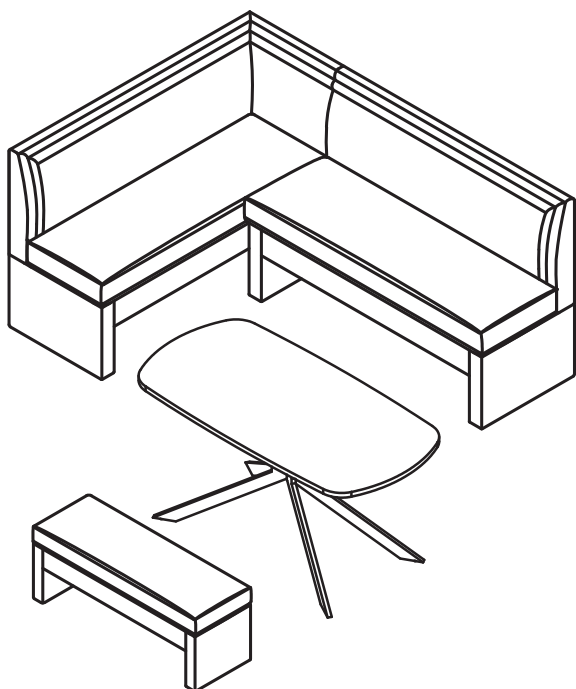
## EVIE SOFT VELVET PEBBLE/NAVY CORNER BENCH & TABLE SET B45360/508787 Assembly instructions

**Actual product size:**  
H85 x W135 x D184cm

### CORNER BENCH SET



SET ITEM: B45360/508787



## Need Help?

With: Assembly instructions  
Missing or damaged parts

**CALL: 0333 777 8999**

**IMPORTANT – RETAIN FOR FUTURE REFERENCE**

## BEFORE YOU START

### Warnings

We suggest you retain these instructions for future reference

Keep fittings out of children's reach and keep children well away from construction area

This product should only be used on firm level ground

Please periodically check all fittings and re-tighten as necessary.

Please do not stand on your furniture.

Avoid exposing the furniture to excessive heat or direct sunlight as this can cause cracking of the wood and deterioration of the colour

Unwrap all packaging materials and place the components on top of the carton box or on a clean floor to protect it from damage

### Do's

We suggest you spend a short time reading through this leaflet before you start

When you are ready to start, make sure that you have the right tools and plenty of space

We recommend that the packaging is used to protect the surfaces during assembly

Carefully check that you have all the parts before beginning assembly

Ensure the product is fully assembled as illustrated and all fixings fully tightened before use. Check fixings regularly to ensure they remain tight

Always wipe dry after cleaning

For wooden or metal Benches, please add the following

To clean your item, please use a soft cloth slightly dampened with water and wipe clean. Then buff with a dry clean cloth

### *For upholstered leather benches;*

Dust regularly with a soft cloth, preferably once a week, to keep the leather pores free from dust particles and follow standard cleaning method mentioned above.

### Don'ts

Do not use this product if parts are missing, damaged or worn.

Do not stand or lean back on your benches

Do not overtighten screws or bolts.

Do not drag or pull your furniture.

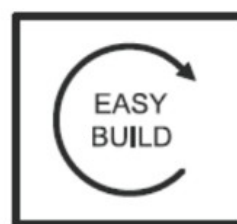
Do not use silicone based furniture polish.

### Number of people required to assemble

Two persons are required to assemble this item.



**Time to assemble: 15 minutes**



### Missing parts

If you are missing any fixtures and fittings for your product please contact our customer service team on 0333 777 8999 and they will be happy to arrange for a replacement to be sent to you free of charge.

### Home service technicians

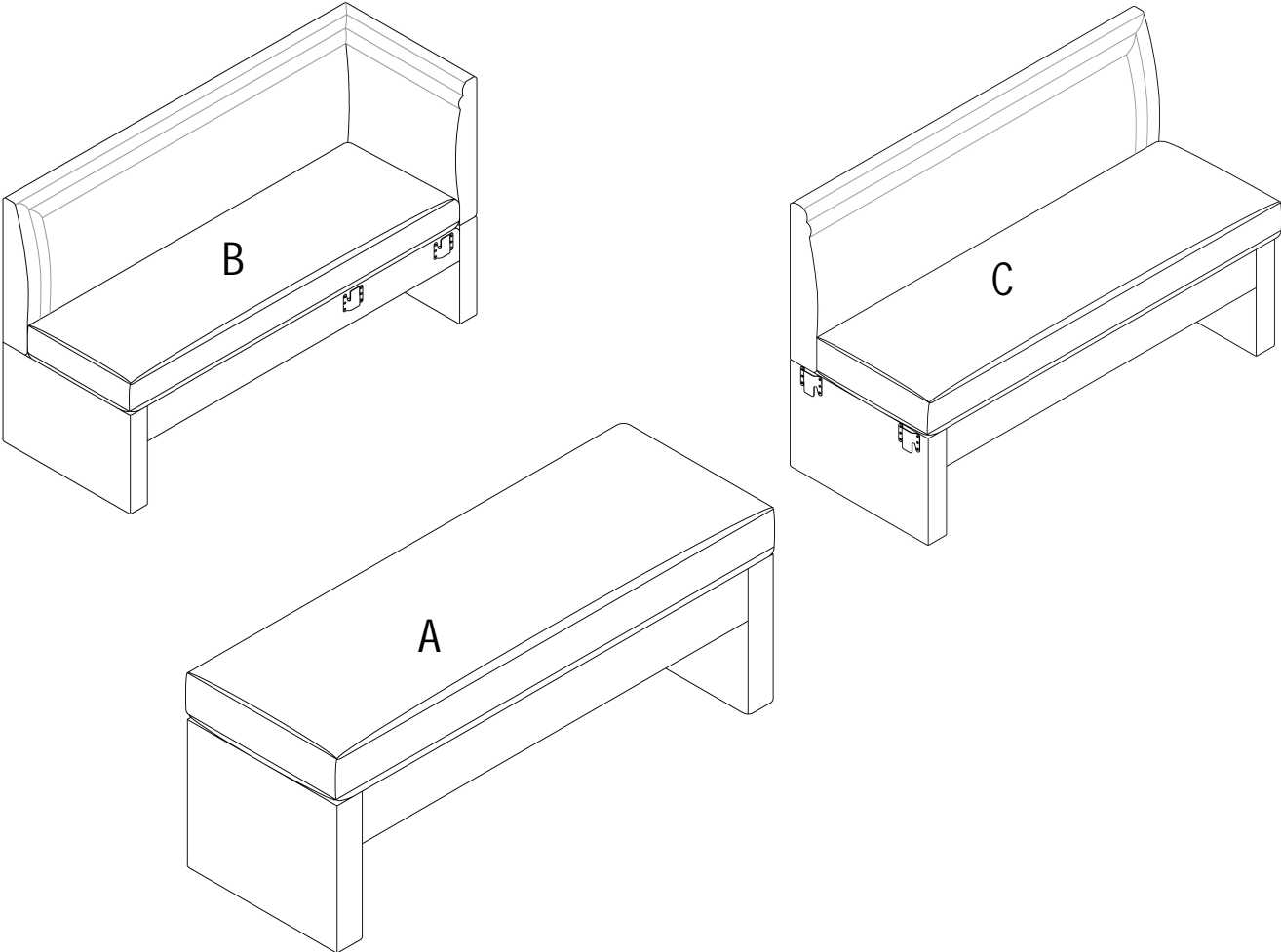
If you have a fault with your product please contact our customer service team on 0333 777 8999. If you have had the product for 28 days or less you may be offered a replacement, refund or for a fully trained home service technician to visit your home to assess the fault and repair the product where possible. If you have had the product for more than 28 days we will send an independent home service technician to review and repair the product where possible and recommend further action.

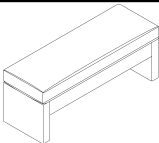
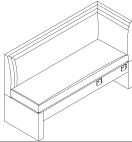
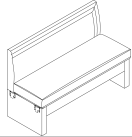
### You can write to us at

Home Customer Services  
Next Retail Ltd,  
Desford Road,  
Leicester,  
LE19 4AT

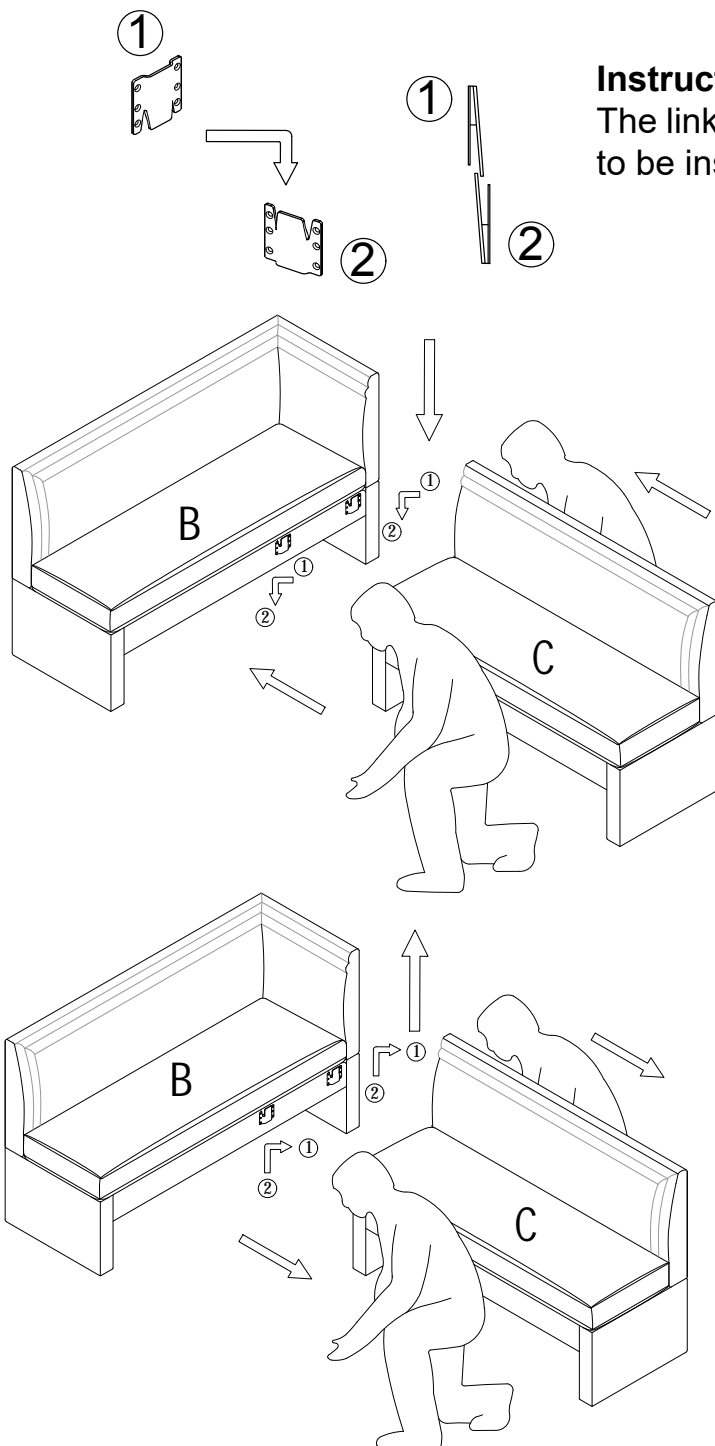
**To view our full furniture range please visit  
[www.next.co.uk](http://www.next.co.uk)**

GETTING TO KNOW YOUR PRODUCT



Ref	Dimensions	Visual	Qty
A	Seat: H49xW121xD43.5CM		1
B	Seat: H85xW135xD53.5CM		1
C	Seat: H85xW130.5xD53.5CM		1

## Corner group attachment mechanism



### Instructions for linkage

The linkage is made through a hook (1) to be inserted in another hook (2).

### How to assemble

Set all pieces in a row, checking that all hooks are correctly inserted in the right part. Then lift part (C) and put hook (1) into hook (2).

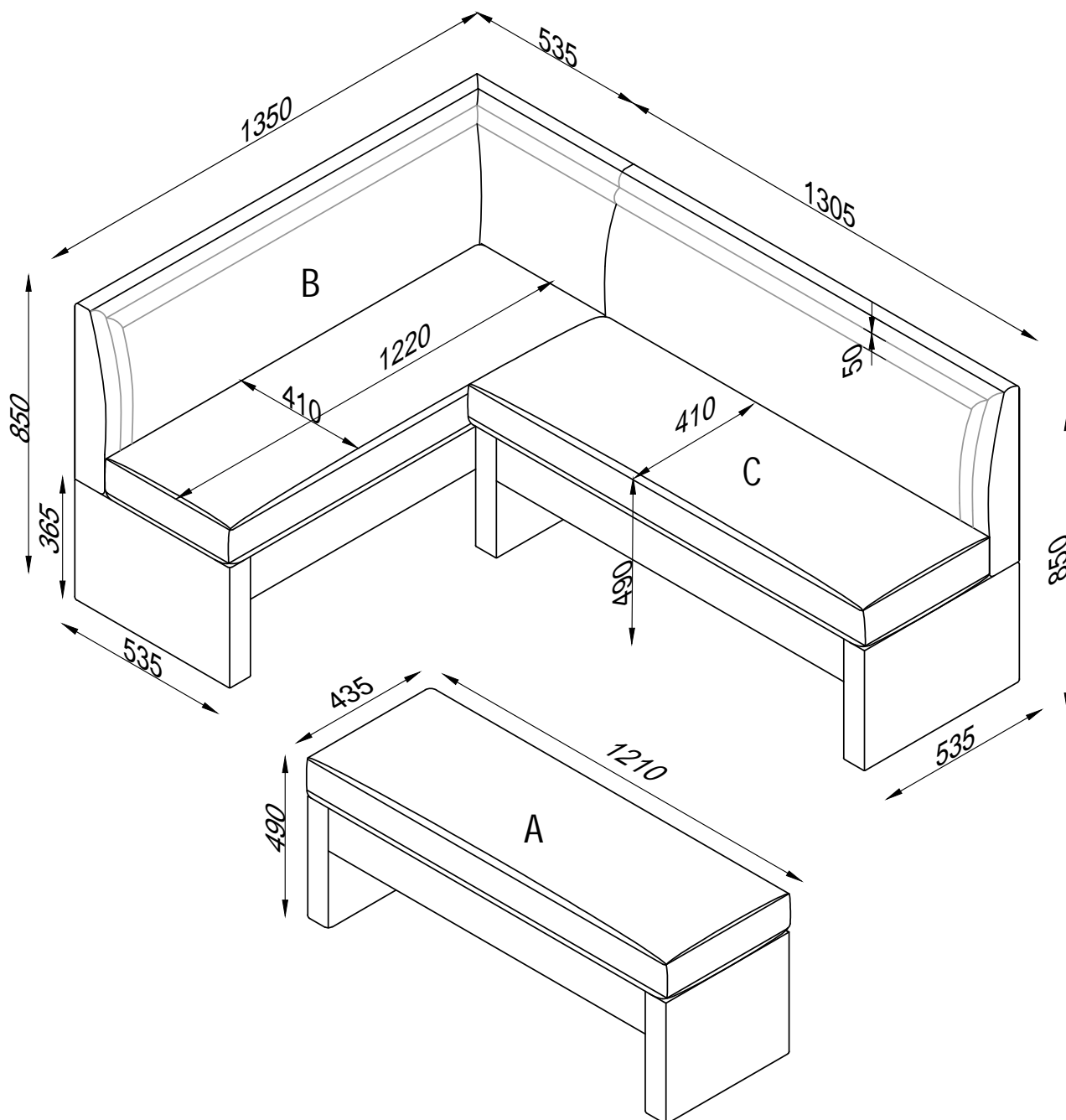
### How to disassemble

Lift part (C) and lift hook (1) out from hook (2)

### Warning:

- Two people to assemble the bench and to lift the bench into position
- Do not lift the bench when assembled

**Actual product size:**  
H85 x W135 x D184cm



# NEXT

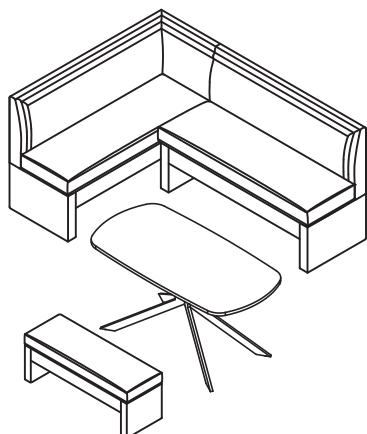
EVIE SOFT VELVET PEBBLE/NAVY CORNER BENCH & TABLE SET  
B45360/508787  
Assembly instructions

**Actual product size**  
H75.5 x W150 x D75 cm

## DINING TABLE



**SET ITEM: B45360/508787**



## Need Help ?

With: Assembly instruction  
Missing or damaged parts

**IMPORTANT - RETAIN FOR FUTURE REFERENCE**

**CALL: 0333 777 8999**

# NEXT

EVIE SOFT VELVET PEBBLE / NAVY CORNER BENCH & TABLE SET  
B45360 / 508787  
Assembly instructions

## BEFORE YOU START

### Number of people required to assemble

Two people are required to assemble this item



**Time to assemble : 15 minutes**



### Do's

We suggest you spend a short time reading through this leaflet before you start.

When you are ready to start, make sure that you have the right tools and plenty of space.

Unwrap all packaging materials and place the components on a clean surface to protect it from damage, We recommend that the packaging is used to protect the surfaces during assembly.

Carefully check that you have all the parts before beginning assembly.

Due to the size of this product we recommend that it is assembled in the room intended for use.

Ensure the product is fully assembled as illustrated and all fixings fully tightened before use.

Wipe occasionally with a soft cloth slightly dampened with water. Then buff with a dry clean soft cloth.

Wood will mellow and change colour over time, we recommend that ornaments and items placed on the surface are moved regularly for the first few months to prevent uneven mellowing.

### Don'ts

Do not drag or pull your furniture.

Do not rub or scrub the surface when cleaning.

Do not use silicone based furniture polish. Silicone in furniture polishes can break down the finish.

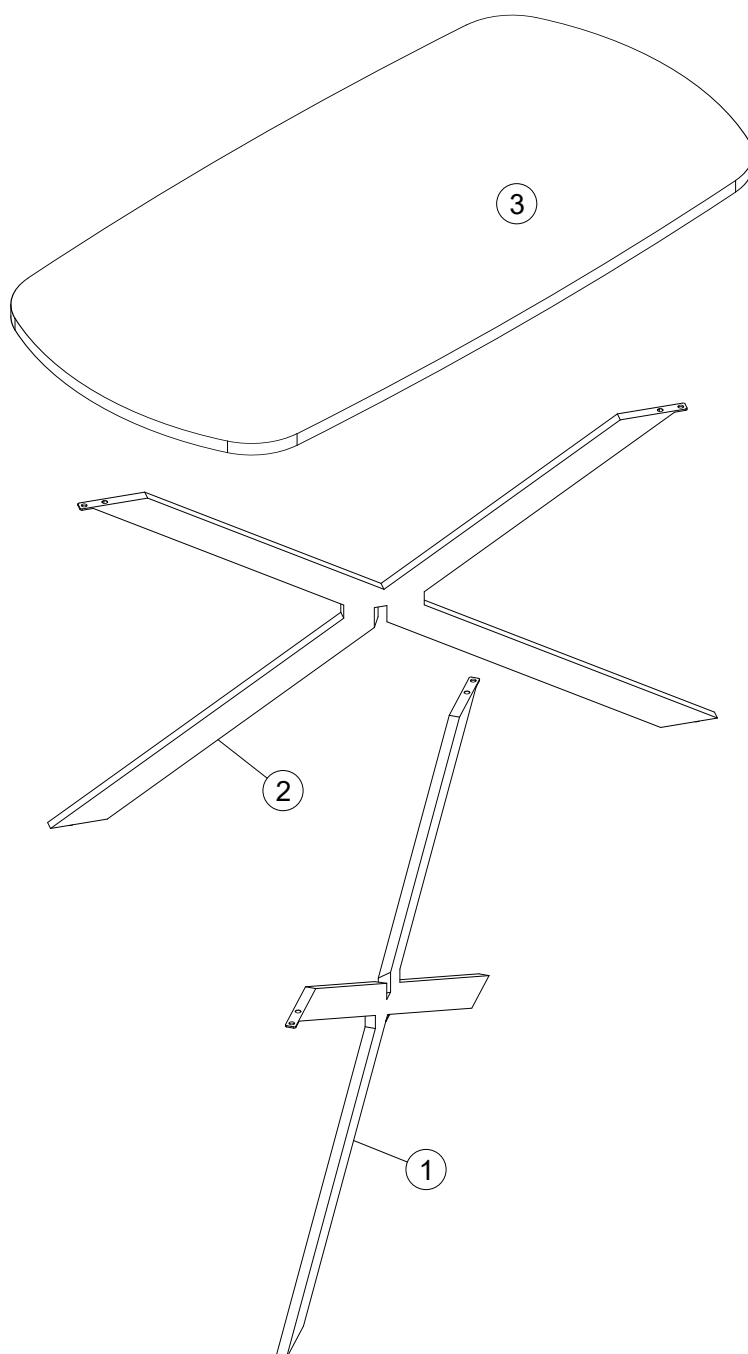
Never allow any kind of liquid to remain on your furniture.  
Absorption can cause wood to warp or finishes to de-laminate.

Do not place hot items (e.g. hot drinks) directly on to the wood surface. Please make sure you use a placemat or coaster.

# NEXT

EVIE SOFT VELVET PEBBLE / NAVY CORNER BENCH & TABLE SET  
B45360 / 508787  
Assembly instructions

## GETTING TO KNOW YOUR PRODUCT

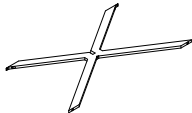
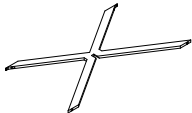





# NEXT

## EVIE SOFT VELVET PEBBLE / NAVY CORNER BENCH & TABLE SET B45360 / 508787 Assembly instructions

Components supplied. Please use this guide if you require replacement parts.

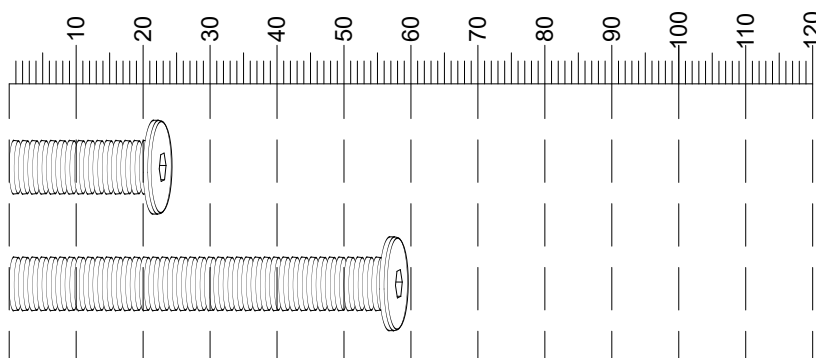
Ref	Dimensions	Visual	Qty	Ctn
1	72.5x129.5cm		1	1
2	72.5x129.5cm		1	1
3	75x150cm		1	1

# NEXT

## EVIE SOFT VELVET PEBBLE / NAVY CORNER BENCH & TABLE SET B45360 / 508787 Assembly instructions

### Fixtures and fittings supplied (actual size)

Ref	Dimensions	Qty	Spare Qty
W8	Ø8 x 20mm	8	1
W42	Ø8 x 55mm	1	1



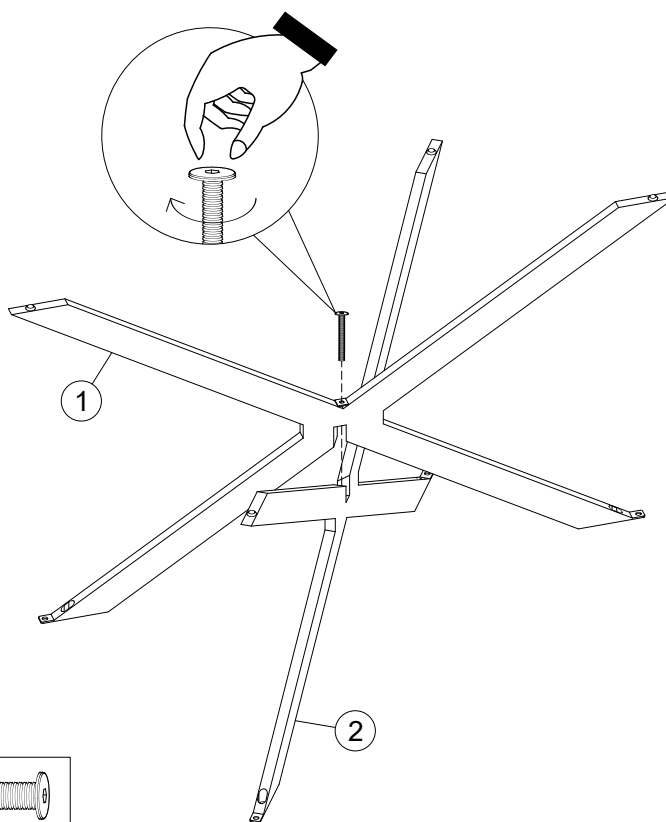
### Fixtures and fittings supplied ( not to scale)

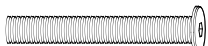
Ref	Dimensions	Qty	Spare Qty	Visual
T4	N/A	2	N/A	

# NEXT

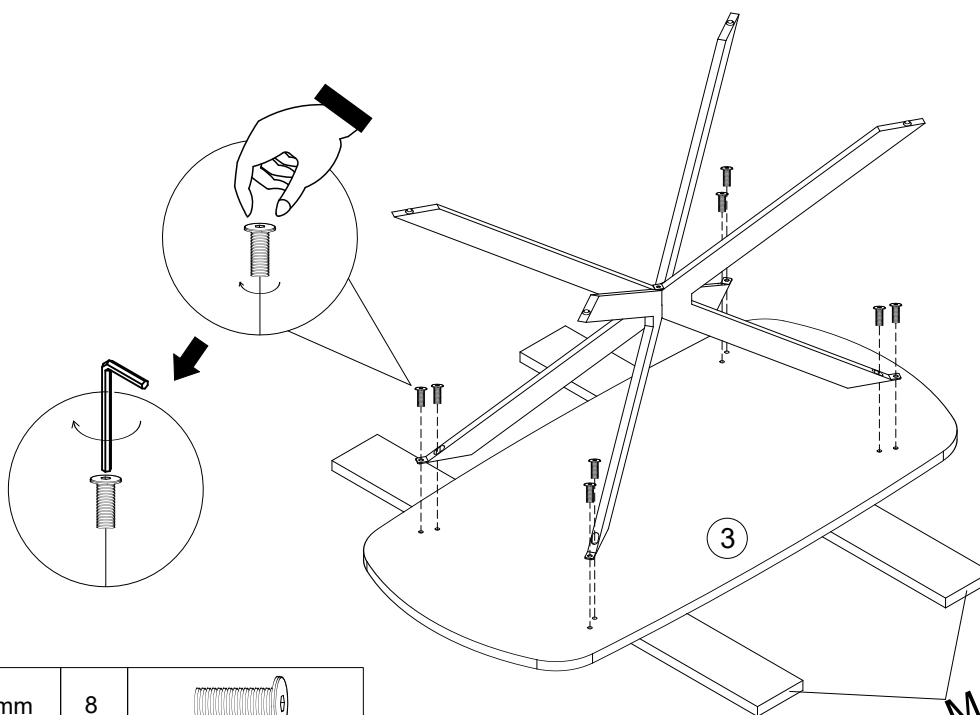
## EVIE SOFT VELVET PEBBLE / NAVY CORNER BENCH & TABLE SET B45360 / 508787 Assembly instructions



1



W42	Ø8 x 55mm	1	
-----	-----------	---	---

2

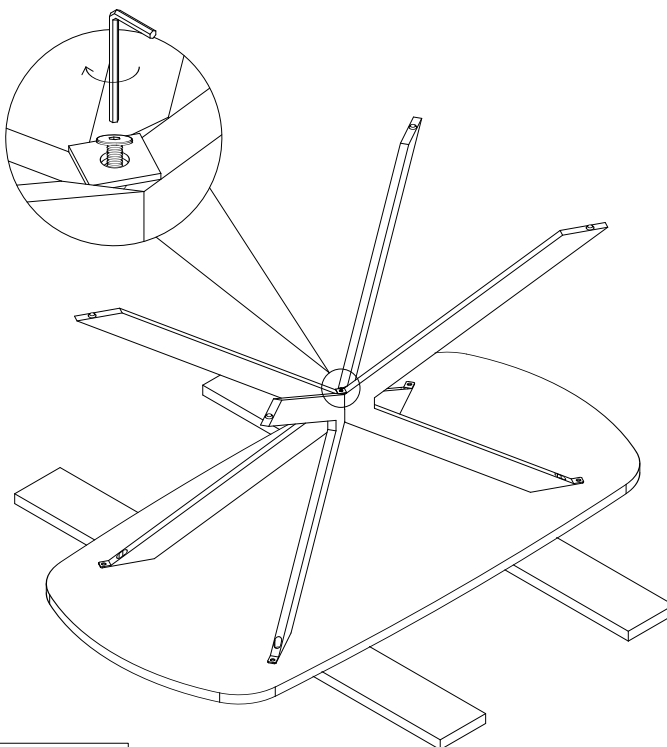


W8	Ø8 x 20mm	8	
T4	N/A	2	

# NEXT

## EVIE SOFT VELVET PEBBLE / NAVY CORNER BENCH & TABLE SET B45360 / 508787 Assembly instructions

3



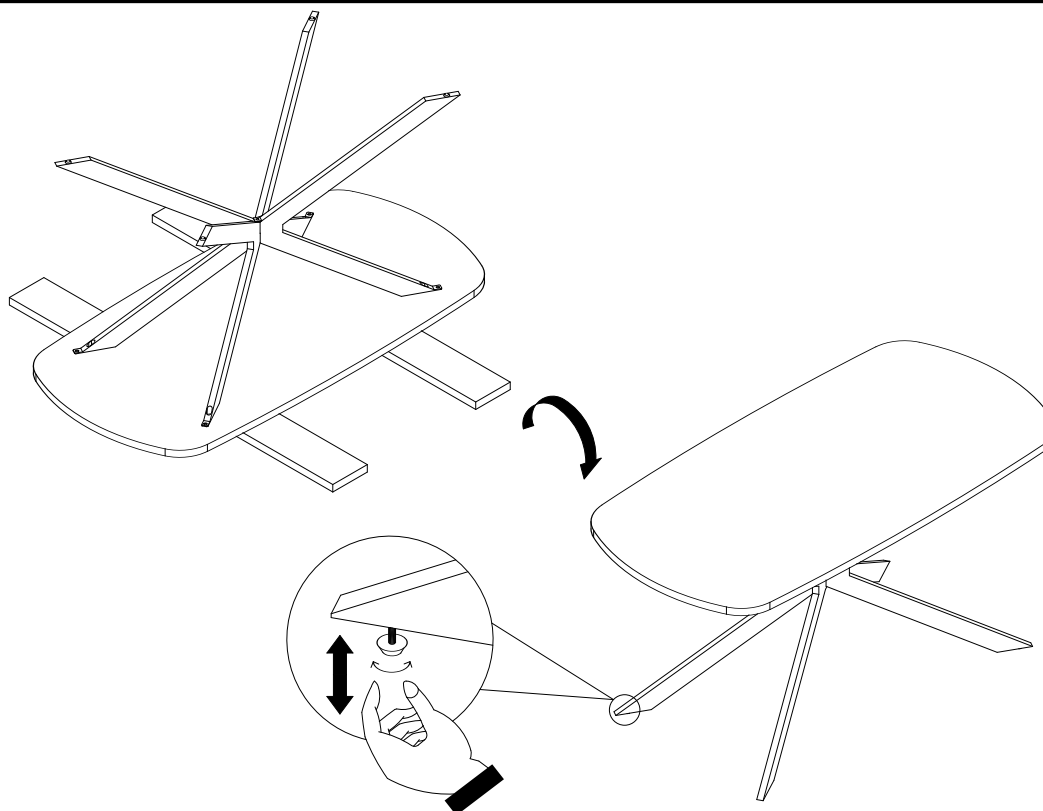
T4

N/A

2



4

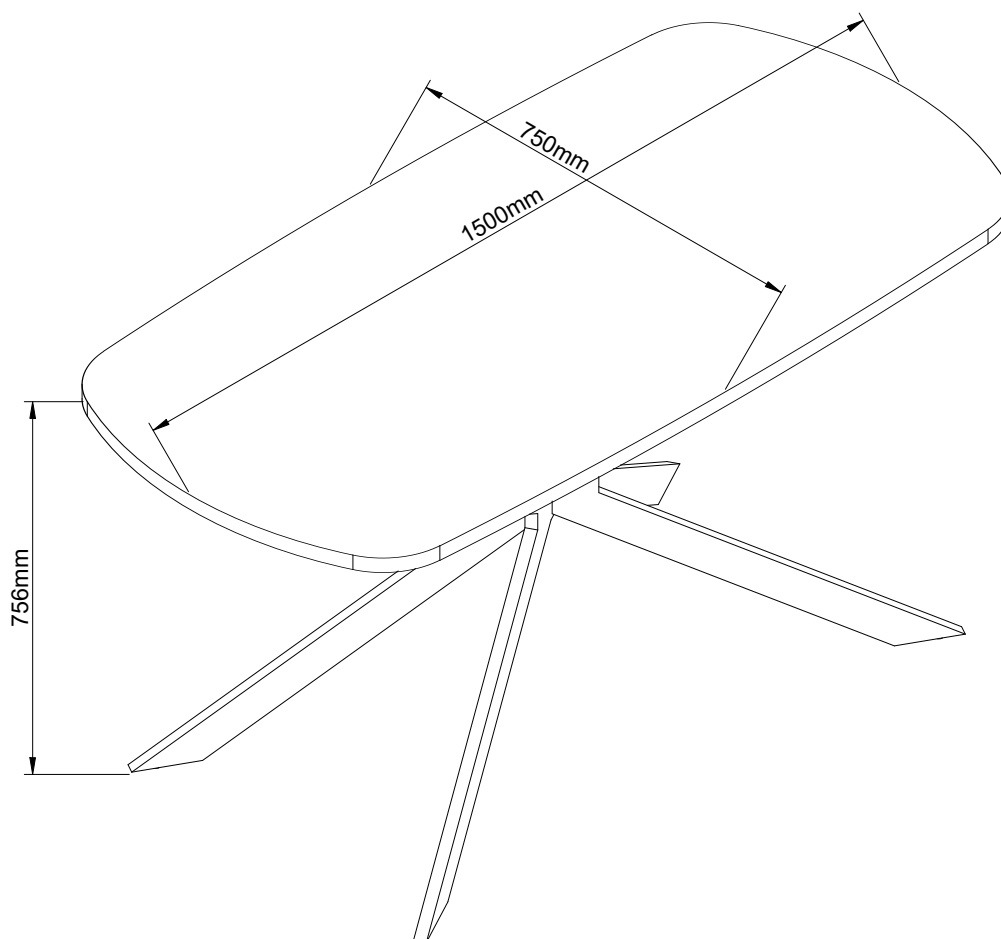


# NEXT

EVIE SOFT VELVET PEBBLE / NAVY CORNER BENCH & TABLE SET  
B45360 / 508787

**Actual product size**

H75.5 x W150 x D75 cm



---

# NEXT

EVIE SOFT VELVET PEBBLE / NAVY CORNER BENCH & TABLE SET  
B45360 / 508787

## Warnings

We suggest you retain these instructions for future reference.

Keep fittings out of children's reach and keep children well away from construction area.

This product should only be used on firm level ground.

Please periodically check all fittings and re-tighten as necessary.

Please do not sit or stand on your furniture.

Avoid exposing the furniture to excessive heat or direct sunlight as this can cause deterioration of the colour.

Unwrap all packaging materials and place the components on top of the carton box or on a clean floor to protect it from damage

## Missing parts

If you are missing any fixtures and fittings for your product. Please contact our customer service team on 0333 777 8999 and they will be happy to arrange for a replacement to be sent to you free of charge.

## Home service technicians

If you have a fault with your product, please contact our customer service team on 0333 777 8999. If you have had the product for 28 days or less you may be offered a replacement, refund or for a fully trained home service technician to visit your home to assess the fault and repair the product where possible. If you have had the product for more than 28 days we will send an independent home service technician to review and repair the product where possible and recommend further action.

## You can write to us at

Home Customer Services  
Next Retail Ltd.  
Desford Road,  
Leicester,  
LE19 4AT

To view our full furniture range please visit [www.next.co.uk](http://www.next.co.uk)