

BEFORE YOU GET STARTED...

We're confident you'll love your gorgeous new Next furniture. However, it's worth making absolutely certain before you put it all together. So, let's quickly run through these three steps:

1. COLOUR

Make sure you're happy with the colour
No need to unpack everything, just check the first component.

2. PROTECTIVE PACKAGING

If you're happy, then it's time to get opening! Start by laying everything out on the protective packaging - this will prevent anything getting scratched.

3. PARTS PAGE

Finally, double check you have all the pieces by referencing the parts page of the instructions.

TIPS FOR RETURNS

Not completely happy with the product? No problem. We just need everything back in the original packaging, so follow the steps below and this will ensure a super-smooth returns process and no delay to your refund.

DO



- Check everything is there (the 'parts page' is a handy checklist).
- Pop all the loose fittings and fixtures into the packaging provided or tie them up in a plastic bag.
- Wrap all the big components back up in the original protective packaging.
- Close up the box and seal it securely (don't be afraid to use plenty of tape).

DON'T



- Leave anything assembled - all components should be dismantled and separately packed.
- Put loose fixtures and fittings straight into the box.
- Throw it back in the box carelessly - as it may get damaged.

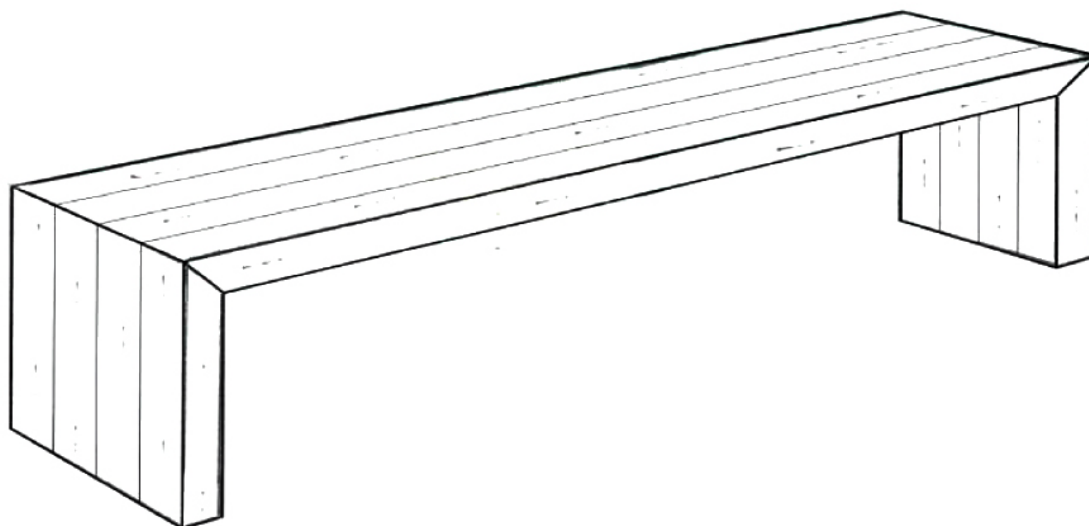
next
HOME

Then just give us a call on 0333 777 8999 and we'll sort out a pick up time for you.

next

BROOKLYN BENCH
532350
Assembly instructions

Actual product size
H45 x W150 x D38cm



Need Help?

With: Assembly instructions
Missing or damaged parts

CALL: 0333 777 8999

IMPORTANT – RETAIN FOR FUTURE REFERENCE

next


BROOKLYN BENCH

532350

Assembly instructions

BEFORE YOU START

Number of people required to assemble



Time to assemble



**Under
30 mins**

Do's

We suggest you spend a short time reading through this leaflet before you start.

We recommend that the packaging is used to protect the surfaces during assembly.

Carefully check that you have all the parts before beginning assembly.

Due to the size of the product we recommend that it is assembled in the room intended for use.

Ensure the product is fully assembled as illustrated and all fixings fully tightened before use.

Wood will mellow and change colour over time, we recommend that ornaments and items placed on the surface are moved regularly for the first few months to prevent uneven mellowing.

Don'ts

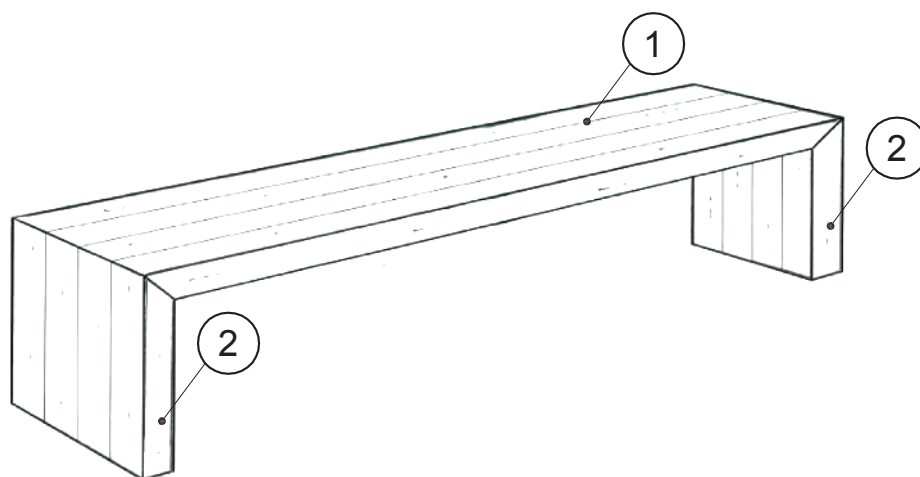
Do not drag or pull your furniture.

Do not use silicone based furniture polish, Silicone in furniture polishes can break down the lacquer finish,


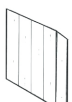
Never allow any kind of liquid to remain on your furniture. Absorption can cause wood to warp or finishes to de-laminate.

Do not place hot items (e.g. hot drinks) directly on to the wood surface. please make sure you use a placemat or coaster.

GETTING TO KNOW YOUR PRODUCT

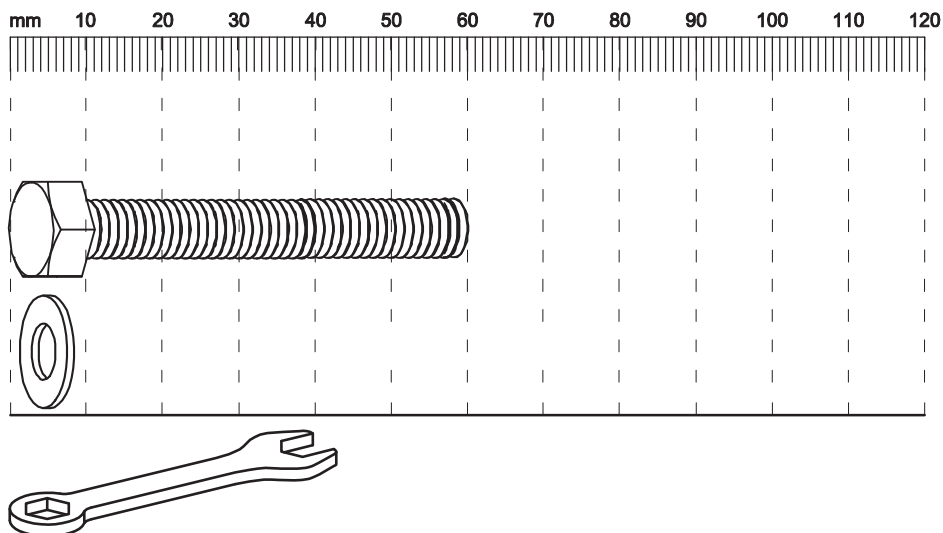


Components supplied. Please use this guide if you require replacement parts.

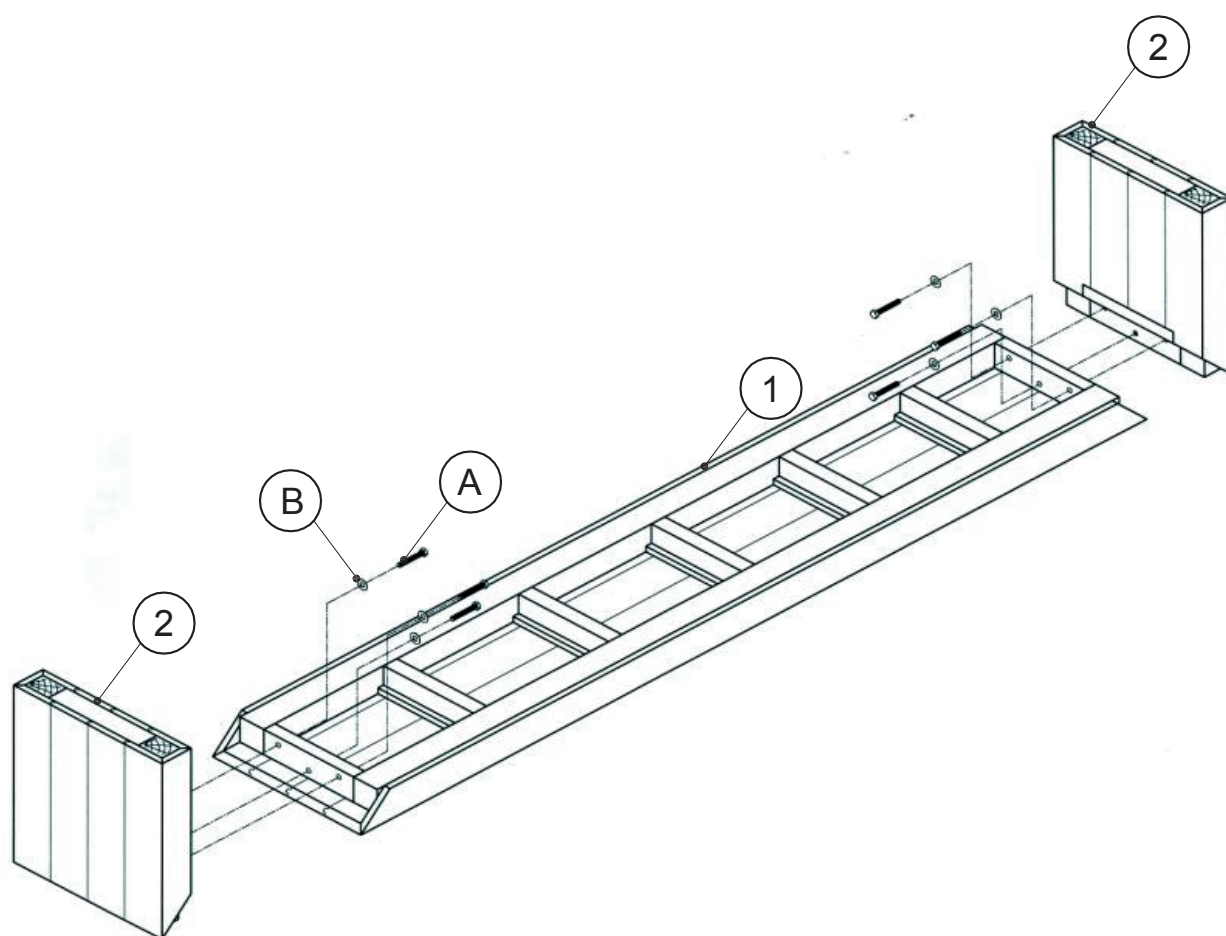
Ref	Dimensions	Visual	Qty	Ctn
1	Bench 150 x 38cm		1	1
2	Legs 38 x 45cm		2	1

**Fixtures and fittings
supplied (actual size)**

Ref	Dimensions	Qty
A	Bolt 10 x 60mm	6
B	Washer 11 x 20 x 1.8	6
C	Ring Spanner K17 x 25 x 135	1

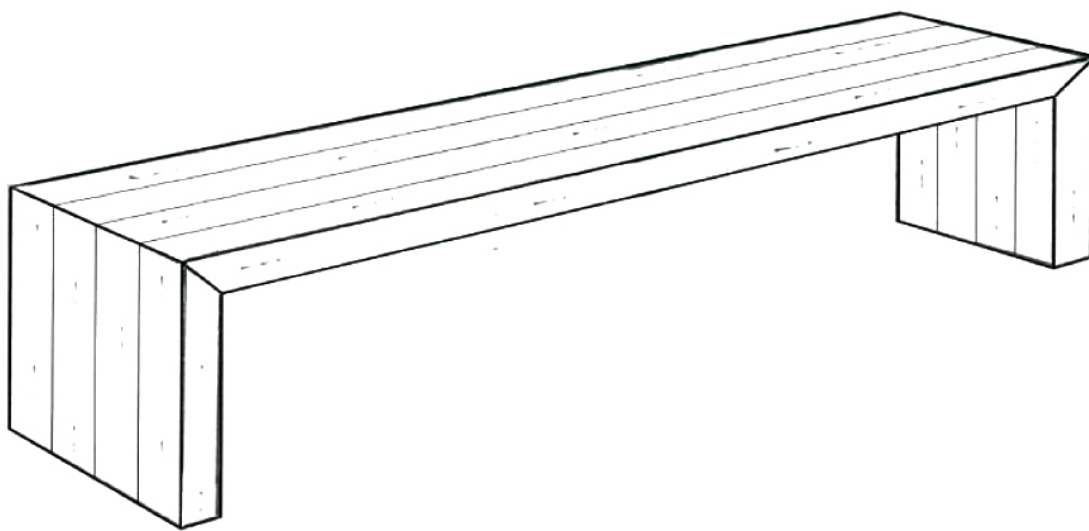


1



Place the bench upside down on a blanket to protect it from scratching.
Attach the legs using bolt (A) and washer (B).
Tighten all bolts by using ring spanner (C), do not use power tool.

2



Turn the bench over to complete the assembly.

next

BROOKLYN BENCH

532350

Assembly instructions

Warnings

We suggest you retain these instructions for future reference.

Keep fittings out of children's reach and keep children well away from the construction area.

This product should only be used on firm, level ground.

Please periodically check all fittings and re-tighten as necessary.

Please do not sit or stand on your furniture.

Avoid exposing the furniture to excessive heat or direct sunlight as this can cause deterioration of the colour.

Unwrap all packaging materials and place the components on top of the carton box or on a clean floor to protect it from damage.

Missing parts

If you are missing any fixtures and fittings for your product please contact our customer service team on **0333 777 8999** and they will be happy to arrange for a replacement to be sent to you free of charge.

Home service technicians

If you have a fault with your product please contact our customer service team on **0333 777 8999**. If you have had the product for 28 days or less you may be offered a replacement, refund or for a fully trained home service technician to visit your home to assess the fault and repair the product where possible. If you have had the product for more than 28 days we will send an independent home service technician to review and repair the product where possible and recommend further action.

You can write to us at

Home Customer Services

Next Retail Ltd,
Desford Road,
Leicester,
LE19 4AT

To view our full furniture range please visit www.next.co.uk



BROOKLYN BENCH

532350
Assembly instructions

IMPORTANT - RETAIN FOR FUTURE REFERENCE - READ CAREFULLY

PRODUCT INFORMATION

These products have been made from FSC certified reclaimed timbers in Vietnam.

The natural features ensure that each piece is individual. Every effort is made to ensure colour continuity between pieces, however this is a natural hand finished product therefore colour variations and natural grain markings and distressing will occur.

Due to the natural characteristics of reclaimed wood, colour and grain variations will be unique to each piece of furniture. There will be noticeable colour change as the wood mellows.

We recommend that ornaments and items placed on the surface are moved regularly to prevent uneven colour changes.

CARE INSTRUCTIONS

- For general cleaning, periodically dust with a soft cloth.
- Do not rub or scrub the surface when cleaning.
- Do not use abrasive cleaning products or those containing silicone.
- Any spills should be removed immediately with a soft, clean, lightly damp cloth and dried immediately.
- Ensure the product is protected with mats and coasters when items are placed on the surfaces, to prevent scratching or damage.
- Do not put hot dishes directly onto the surface of the item.
- Avoid keeping furniture in direct sunlight or close to any heat sources as this can cause cracking, discolouration or warping.
- Never drag pieces of furniture across the floor as this will cause damage to the joints.
- All assembly fixings should always be tightened properly.
- All fixings should be checked periodically and tightened if necessary.

Next Retail Ltd, Desford Road, Leicester, LE19 4AT