

# BEFORE YOU GET STARTED...

*We're confident you'll love your gorgeous new Next furniture. However, it's worth making absolutely certain before you put it all together. So, let's quickly run through these three steps:*

## 1. COLOUR

Make sure you're happy with the colour  
No need to unpack everything, just check the first component.

## 2. PROTECTIVE PACKAGING

If you're happy, then it's time to get opening! Start by laying everything out on the protective packaging – this will prevent anything getting scratched.

## 3. PARTS PAGE

Finally, double check you have all the pieces by referencing the parts page of the instructions.

## TIPS FOR RETURNS

Not completely happy with the product? No problem. We just need everything back in the original packaging, so follow the steps below and this will ensure a super-smooth returns process and no delay to your refund.

### DO



- Check everything is there (the 'parts page' is a handy checklist).
- Pop all the loose fittings and textures into the packaging provided or tie them up in a plastic bag.
- Wrap all the big components back up in the original protective packaging.
- Close up the box and seal it securely (don't be afraid to use plenty of tape).

### DON'T



- Leave anything assembled - all components should be dismantled and separately packed.
- Put loose textures and fittings straight into the box.
- Throw it back in the box carelessly – as it may get damaged.

next  
HOME

Then just give us a call on 0333 777 8999 and we'll sort out a pick up time for you.

# next

## HAMILTON FLIP BED

356942/622188/852540/853658

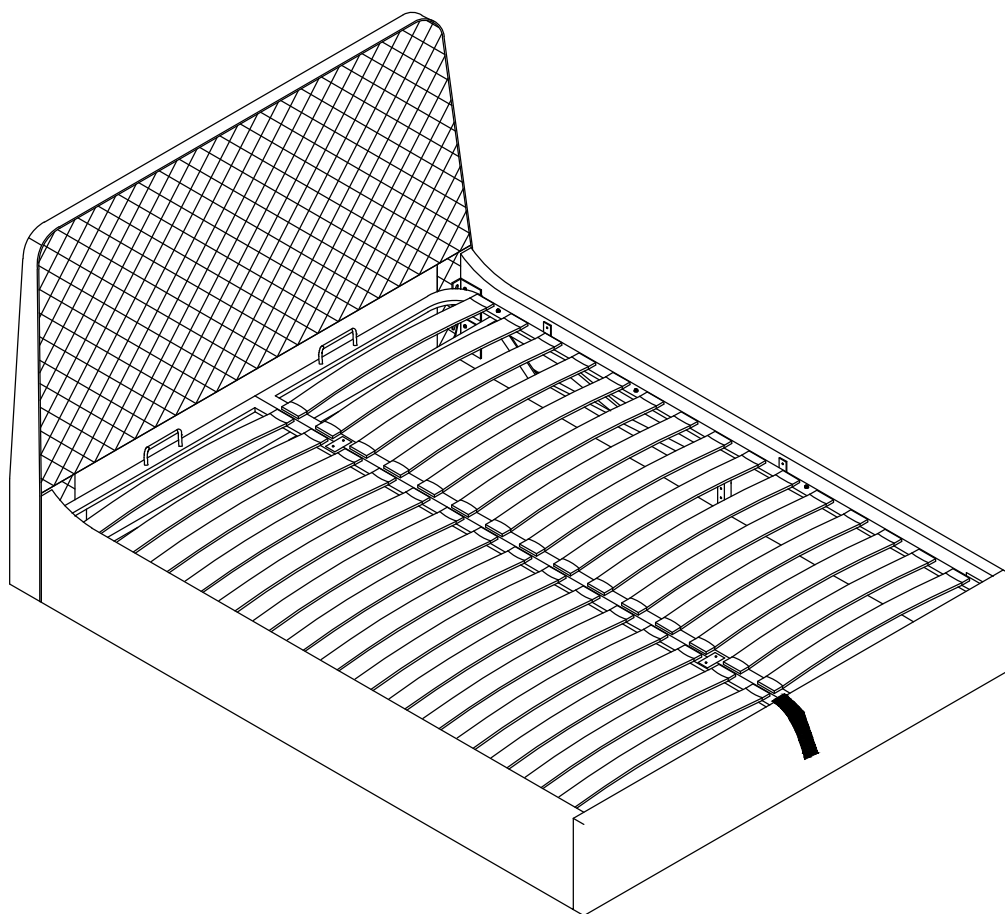
Assembly instructions

### Actual product size

DOUBLE: W145 X L210.5 X H110.5cm

KING: W160.5 X L220.5 X H110.5cm

SUPER KING: W190.5 X L220.5 X H110.5cm



Item No.	Fabric	Content
356942	Velvet steel	100%polyester
622188	Velvet steel	100%polyester
852540	Monza Charcoal	100%polyurethane
853658	Monza Charcoal	100%polyurethane

## Need Help?

With: Assembly Instructions

Missing or damaged parts

**IMPORTANT - RETAIN FOR FUTURE REFERENCE**

**CALL: 0333 777 8999**

Produced in China for Next Retail Ltd.

356942/622188/852540/853658-2019-V1.

### BEFORE YOU START

#### Warnings

We suggest you retain these instructions for future reference.

Keep fittings out of children's reach and keep children well away from construction area.

This product should only be used on firm, level ground.

Only use the bed frame with recommended min/max mattress weight.

Please periodically check all fittings and re-tighten as necessary.

Please do not stand on your furniture.

Avoid exposing the furniture to excessive heat or direct sunlight as this can cause deterioration of the colour.

#### Do's

We suggest you spend a short time reading through this leaflet before you start.

When you are ready to start, make sure that you have the right tools, plenty of space.

Due to the size of this product we recommend that it is assembled in the room intended for use.

Unwrap all packaging materials and place the components on a clean surface to protect them from damage.

Keep objects clear from any moving components.

We recommend that the packaging is used to protect the surfaces during assembly.

Carefully check that you have all the parts before beginning assembly.

Ensure the product is fully assembled as illustrated and all fixings are fully tightened before use. Check fixings regularly to ensure they remain tight.

Never allow any kind of liquid to remain on your furniture. Absorption can cause materials to warp or finishes to de-laminate.

Take care when lifting the mattress frame.

To clean your item, please use a vacuum or lightly brush clean.

#### Don'ts

Operate bed frame without a mattress in position.

Do not tighten screws until fully assembled.

Do not over tighten screws or bolts.

Do not drag or pull your furniture.

Do not use this product if parts are missing, damaged or worn.


Never use scourers, abrasives or chemical cleaners.

#### Number of people required to assemble

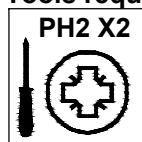
Two people are required to assemble this item



#### Time to assemble



#### Tools required



not supplied

#### Missing parts

If you are missing any fixtures and fittings for your product please contact our customer service team on **0333 777 8999** and they will be happy to arrange for a replacement to be sent to you free of charge.

#### Home service technicians

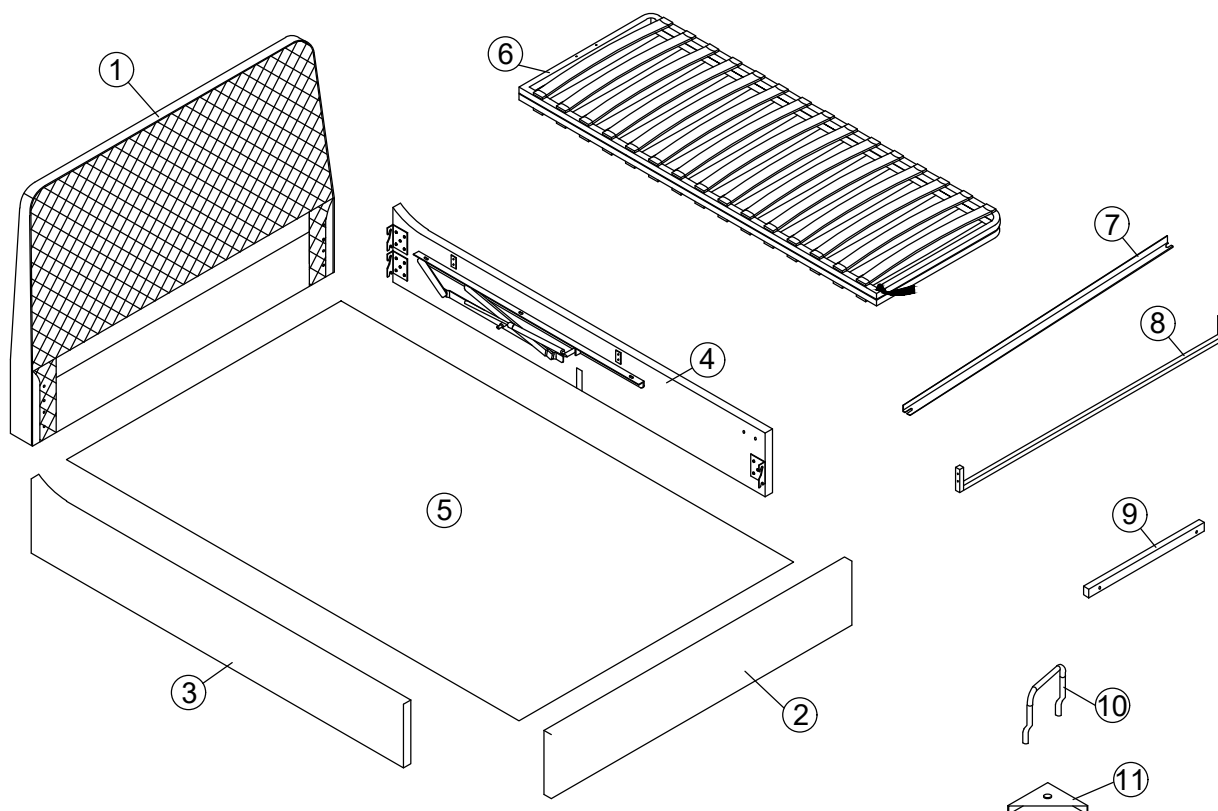
If you have a fault with your product please contact our customer service team on **0333 777 8999**. If you have had the product for 28 days or less you may be offered a replacement, refund or for a fully trained home service technician to visit your home to assess the fault and repair the product where possible. If you have had the product for more than 28 days we will send an independent home service technician to review and repair the product where possible and recommend further action.

#### You can write to us at





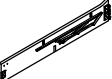

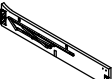
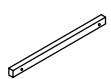
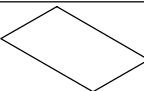



Home Customer Services  
Next Retail Ltd,  
Desford Road,  
Leicester,  
LE19 4AT,

To view our full furniture range please visit [www.next.co.uk](http://www.next.co.uk)

### GETTING TO KNOW YOUR PRODUCT

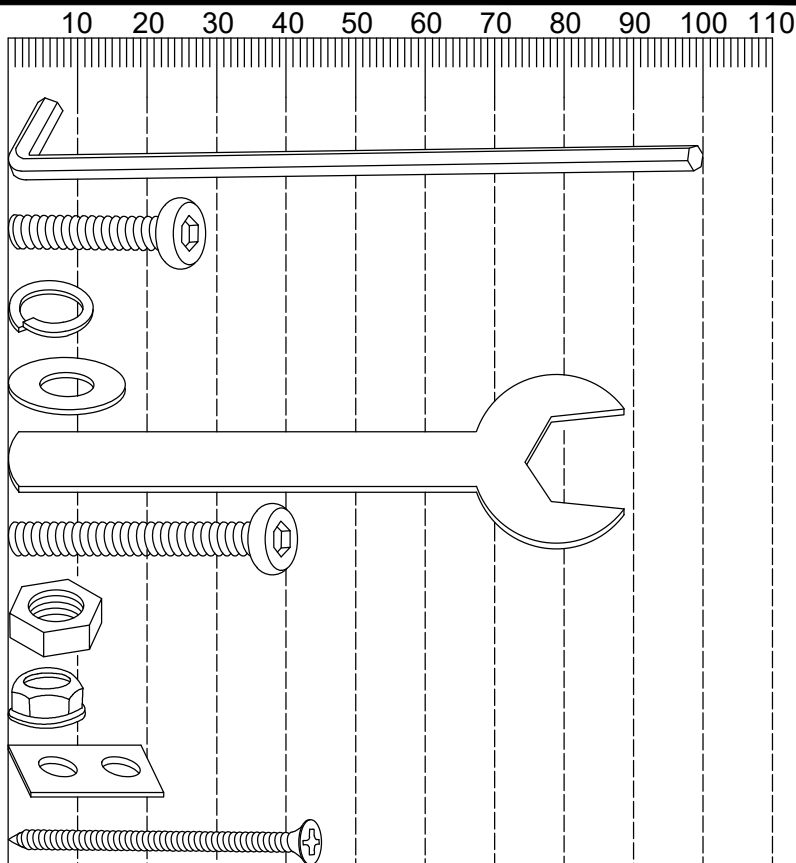


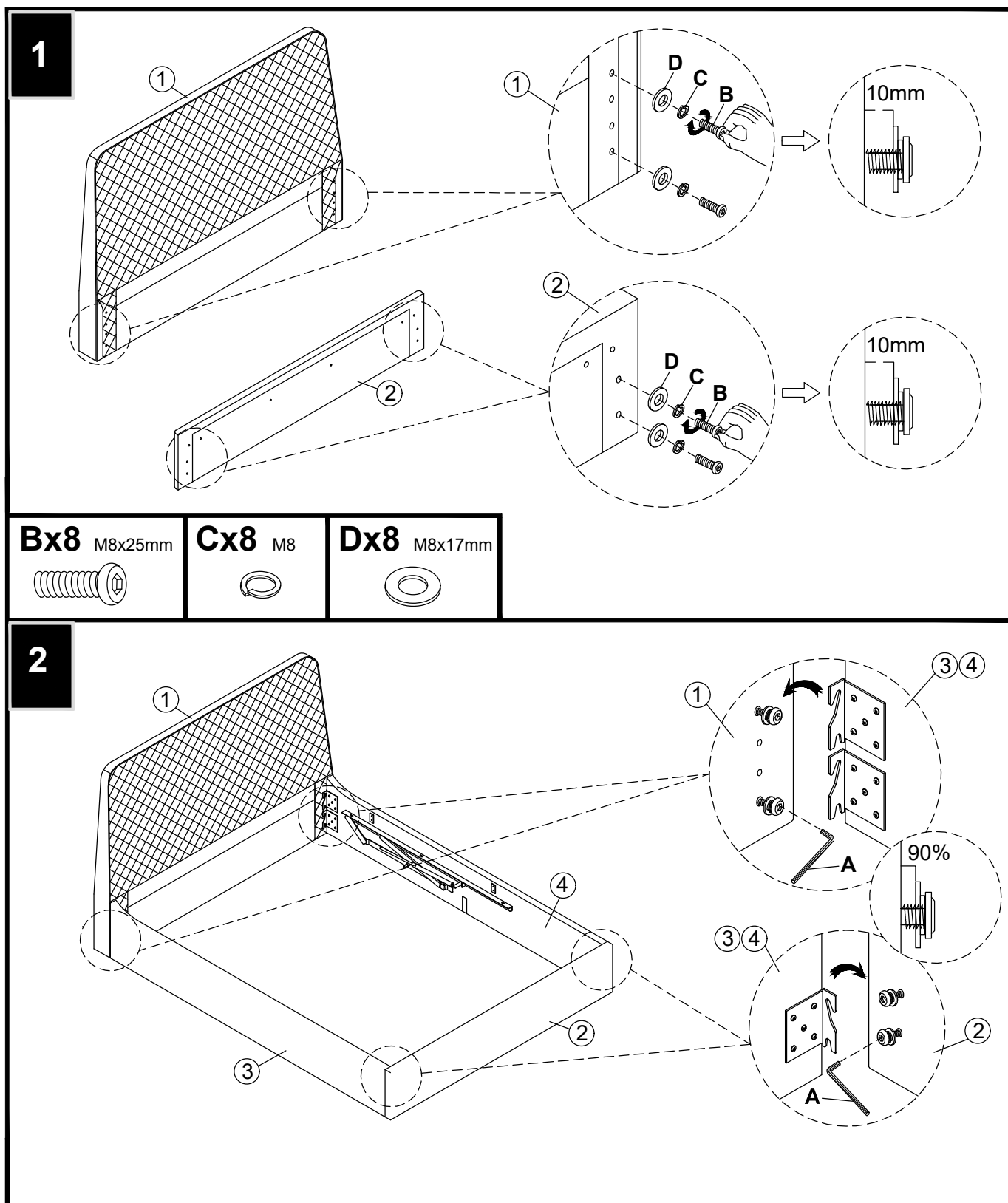
Components supplied. Please use this guide if you require replacement parts.

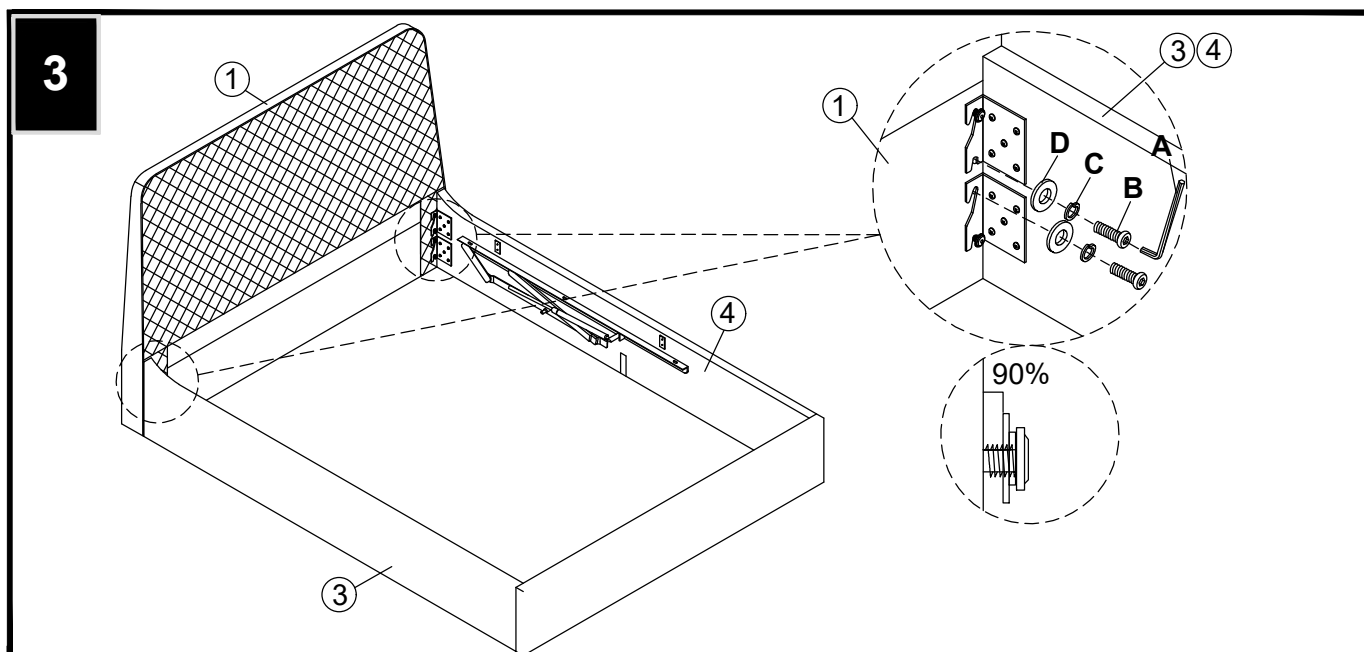
Ref	Dimensions	Visal	Qty	Ctn	Ref	Dimensions	Visal	Qty	Ctn
1	Headboard		1	1	7	Cross Bar		1	3
2	Footboard		1	3		Cross Bar SUPER KING		2	
3	LH Side Rail		1	2	8	Center Support Bar		1	3
4	RH Side Rail		1	2	9	Base Support		1	3
5	Non Woven Fabric		1	1	10	Mattress Stopper		2	3
6	Metal Frame Base		1	3	11	Corner Brackets		2	3

Fixtures and fittings supplied (actual size)

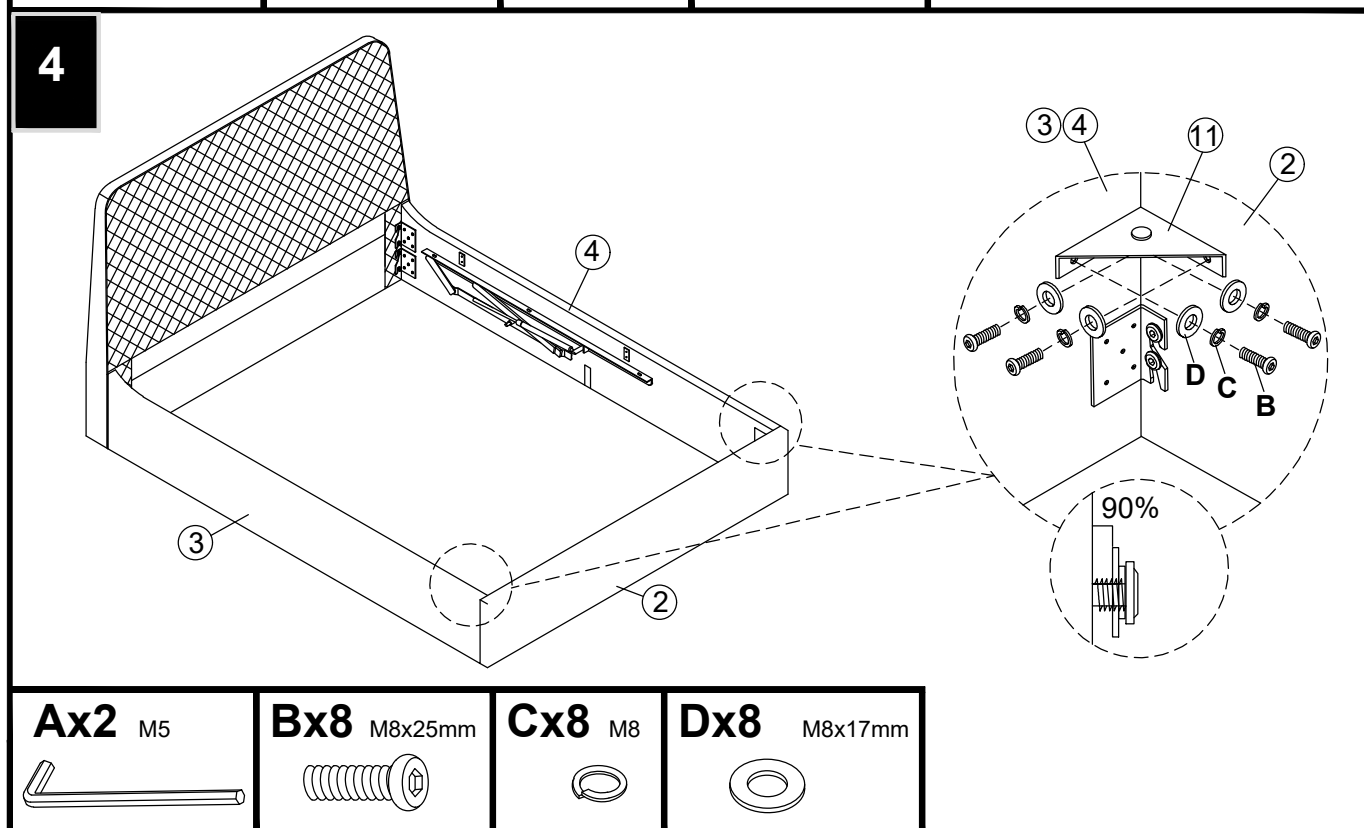
Ref	Dimensions	Qty	Spare
A	M5	2	N/A
B	M8x25	24	2
C	M8	26	2
D	M8x17	38	2
E	M8	1	N/A
F	M8x50	9	1
G	M8	6	1
H	M8	2	1
J	55x28	2	N/A
K	Ø4x45	4	1





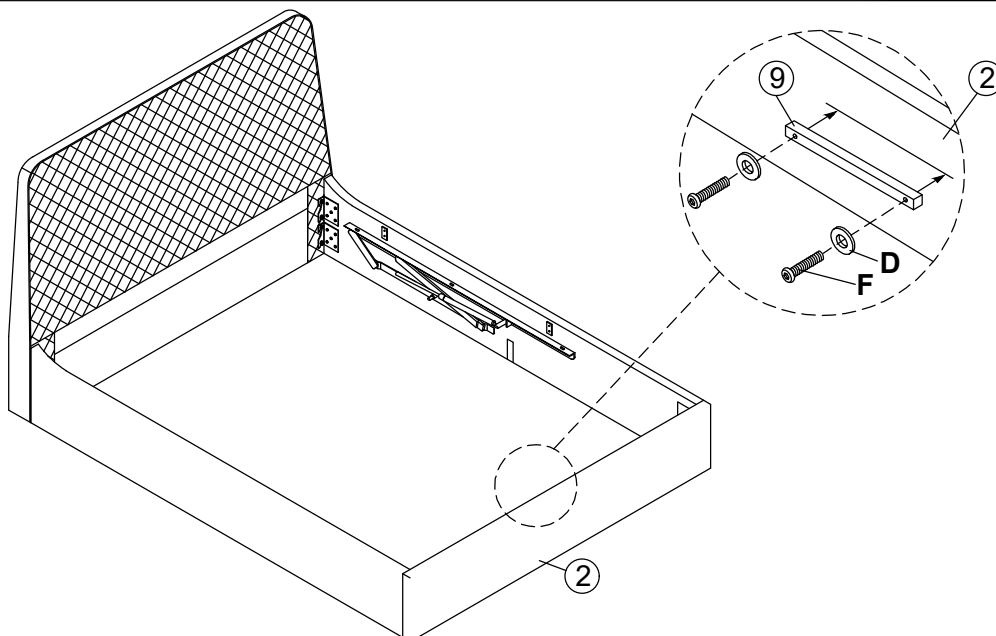


<b>Ax2</b> M5	<b>Bx4</b> M8x25mm	<b>Cx4</b> M8	<b>Dx4</b> M8x17mm



<b>Ax2</b> M5	<b>Bx8</b> M8x25mm	<b>Cx8</b> M8	<b>Dx8</b> M8x17mm

5



**Ax2** M5



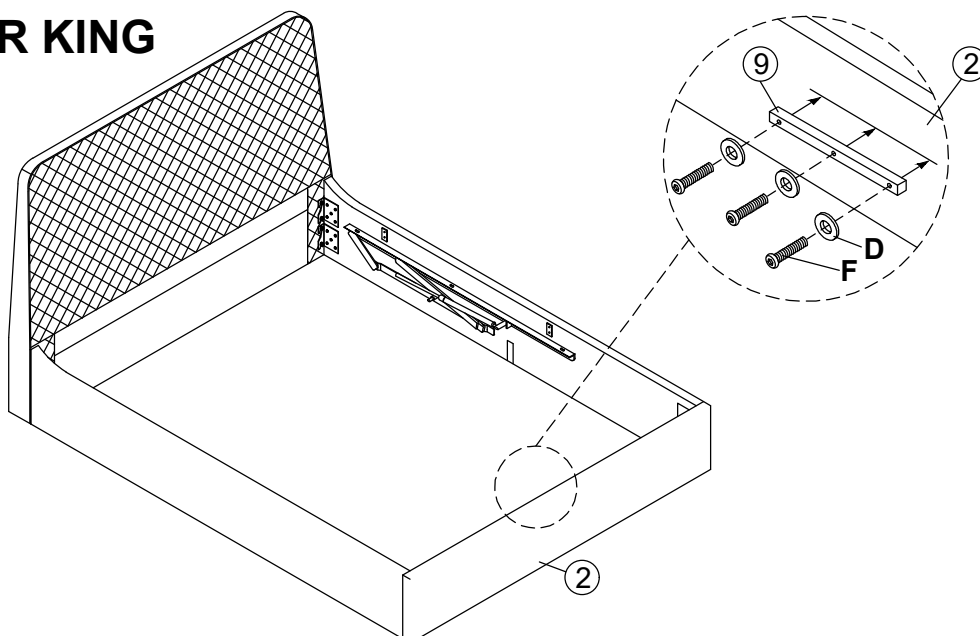
**Dx2** M8x17mm



**Fx2** M8x50mm



**SUPER KING**



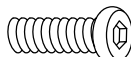
**Ax2** M5



**Dx3** M8x17mm

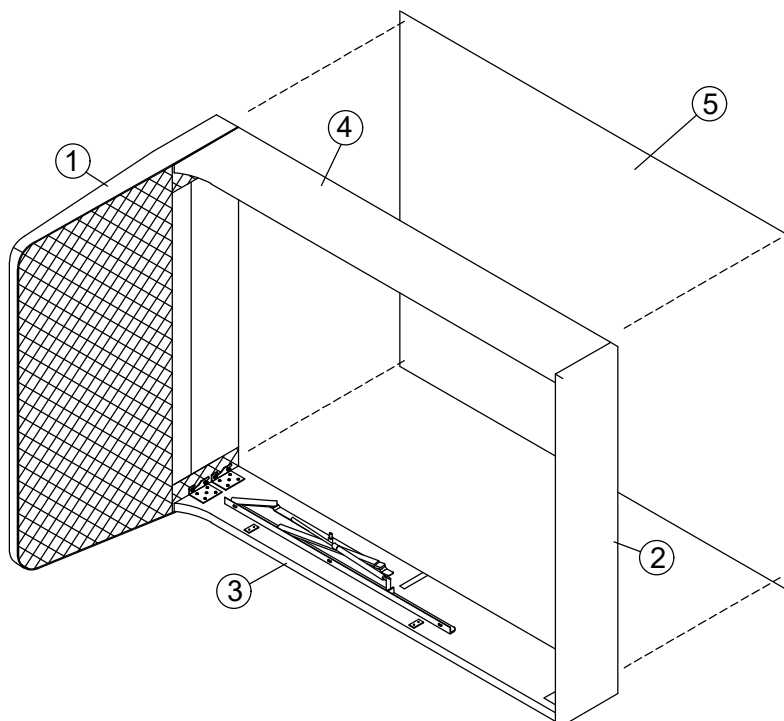


**Fx3** M8x50mm

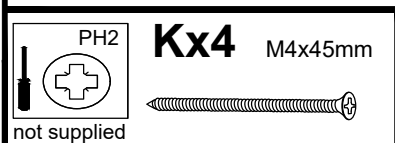
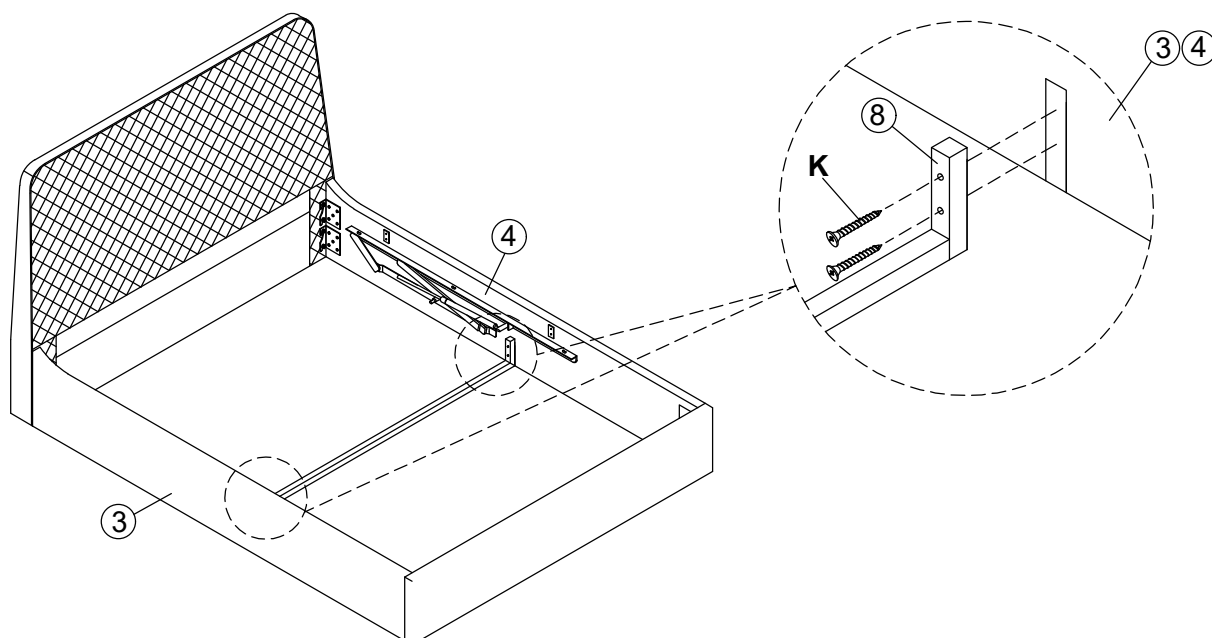




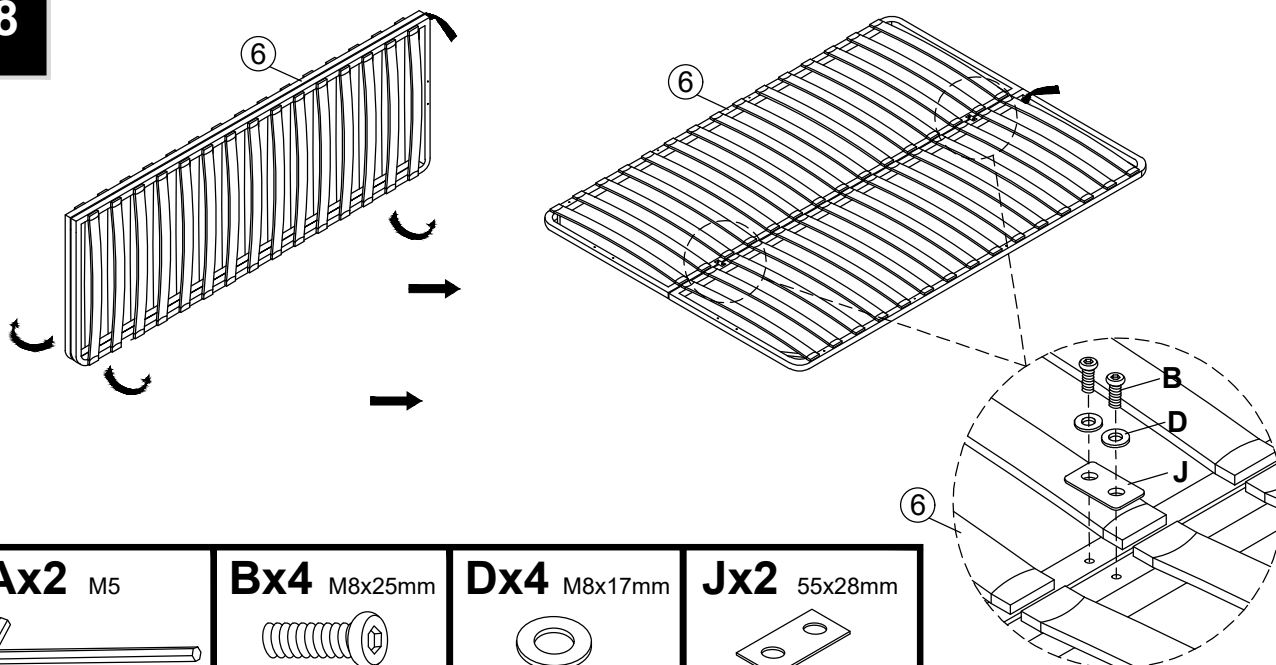
6



7



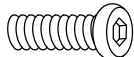
8



**Ax2** M5



**Bx4** M8x25mm



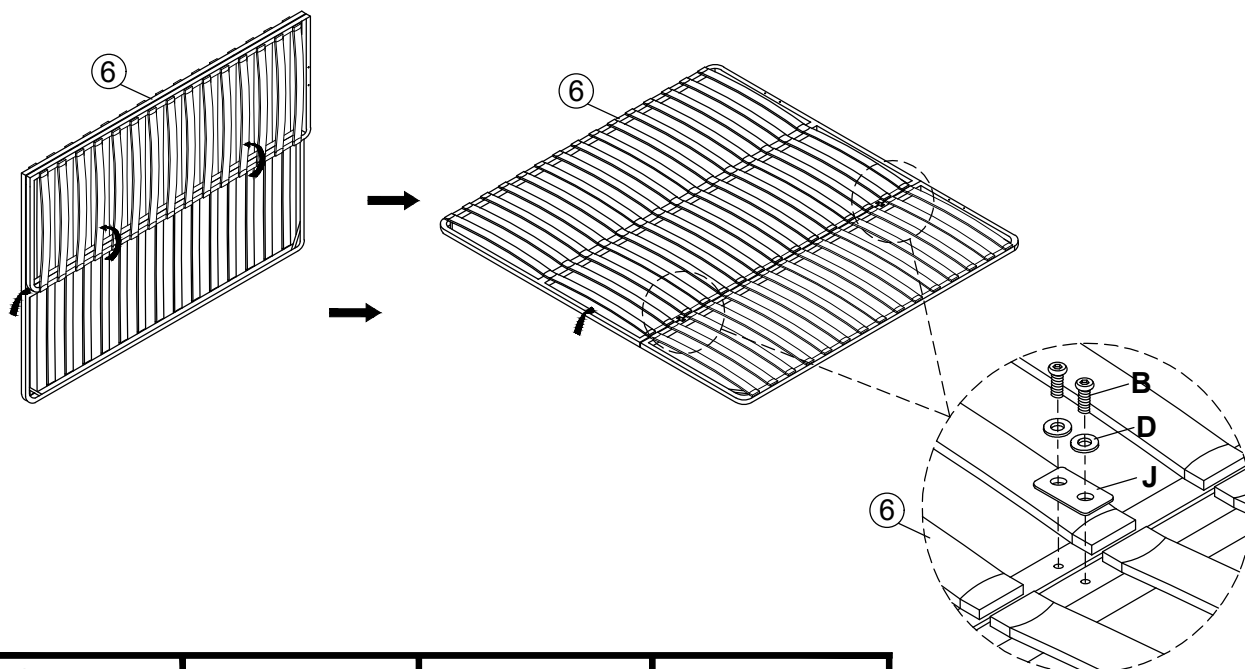
**Dx4** M8x17mm



**Jx2** 55x28mm



## SUPER KING



**Ax2** M5



**Bx4** M8x25mm



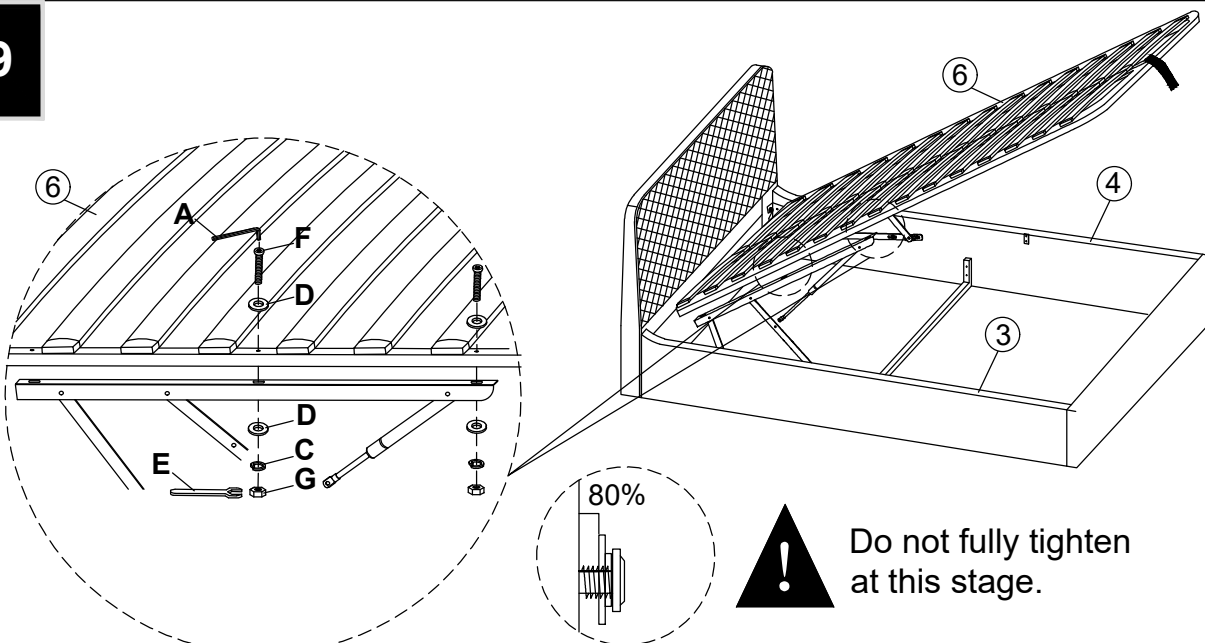
**Dx4** M8x17mm



**Jx2** 55x28mm



9



**Ax2** M5




**Cx4** M8



**Dx8** M8x17mm



**Ex1** M14



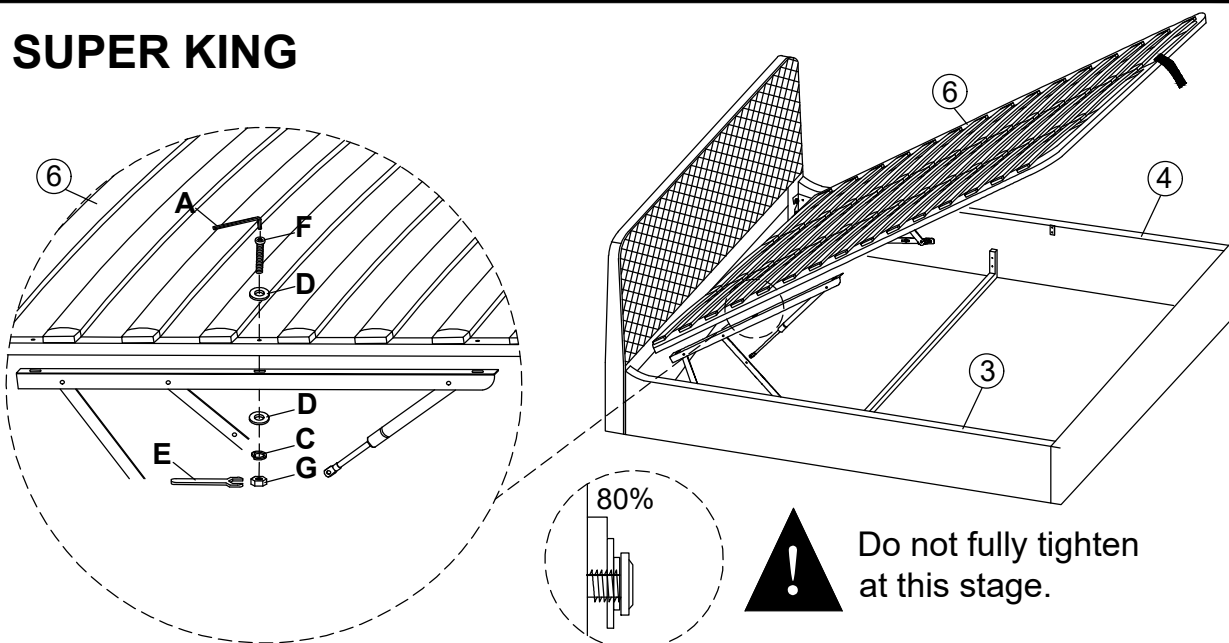
**Fx4** M8x50mm



**Gx4** M8



### SUPER KING



**Ax2** M5



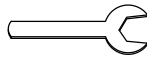
**Cx2** M8



**Dx4** M8x17mm



**Ex1** M14



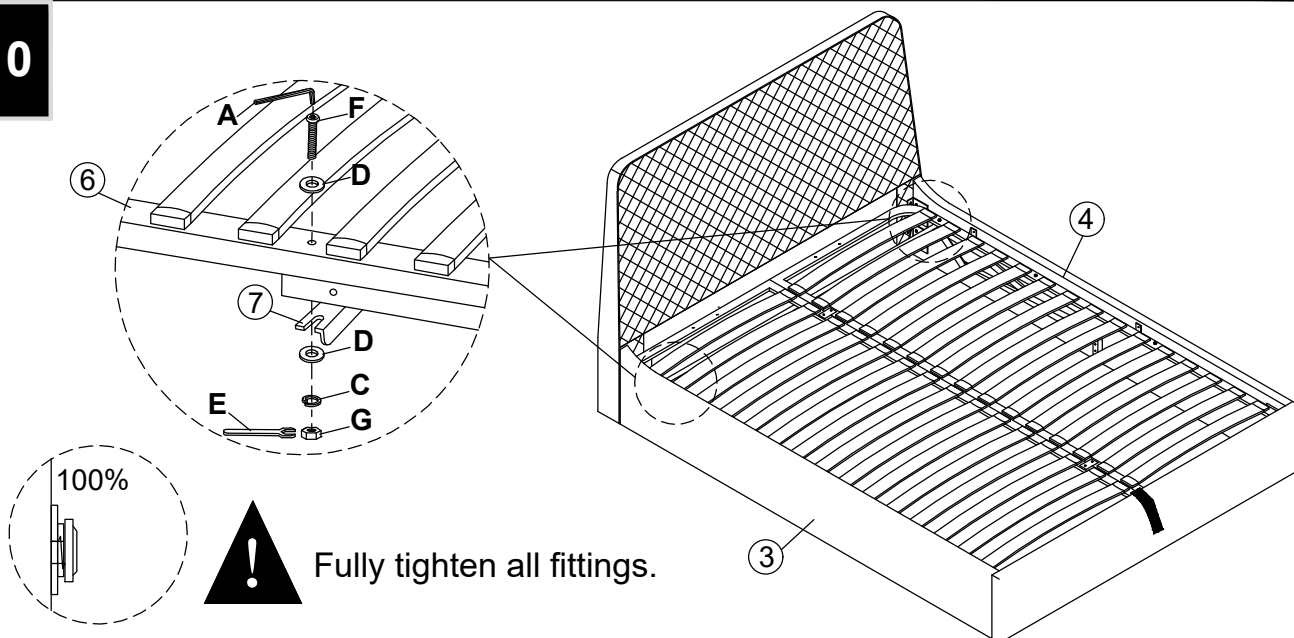
**Fx2** M8x50mm



**Gx2** M8



10



**Ax2** M5



**Cx2** M8



**Dx4** M8x17mm



**Ex1** M14



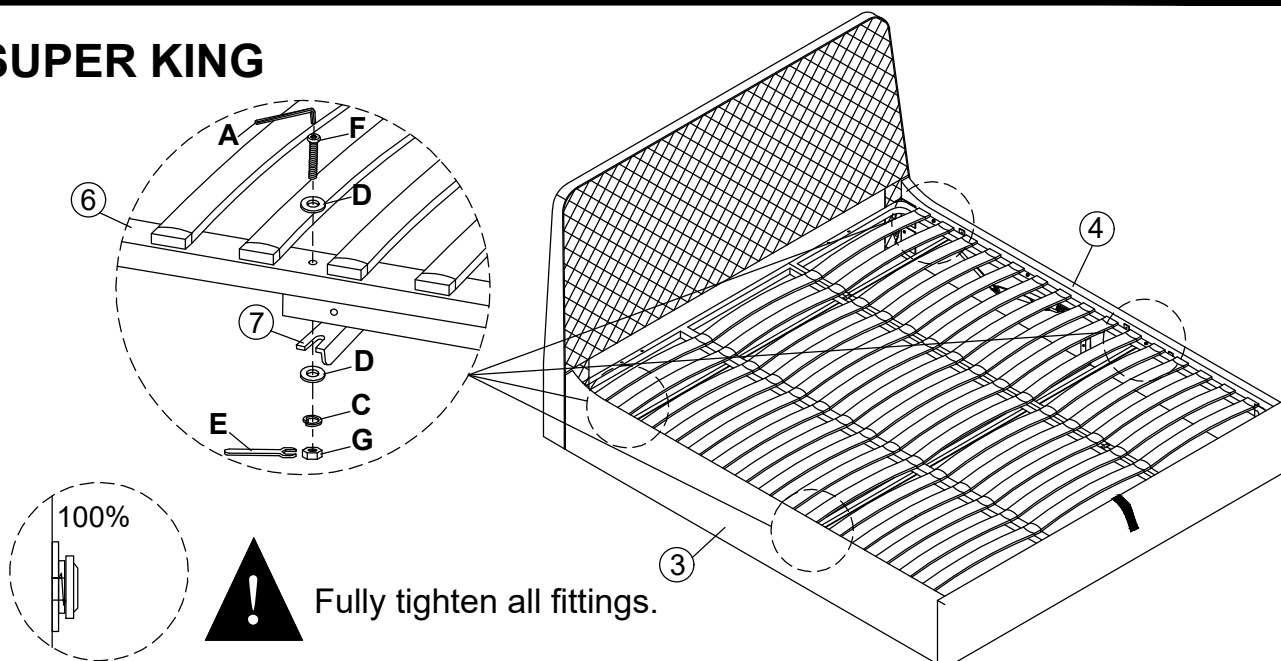
**Fx2** M8x50mm



**Gx2** M8



### SUPER KING



**Ax2** M5



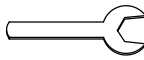
**Cx4** M8



**Dx8** M8x17mm



**Ex1** M14



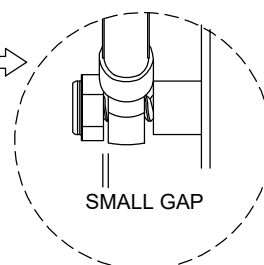
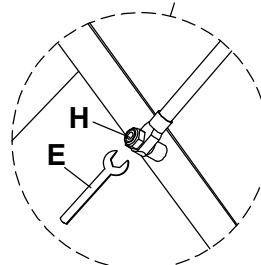
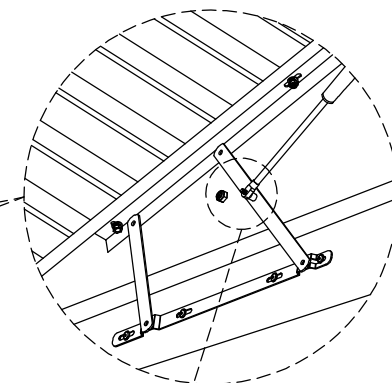
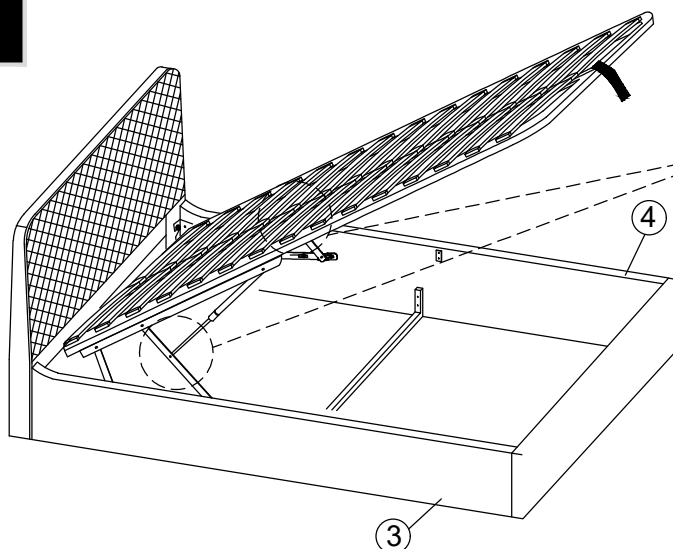
**Fx4** M8x50mm




**Gx4** M8



11



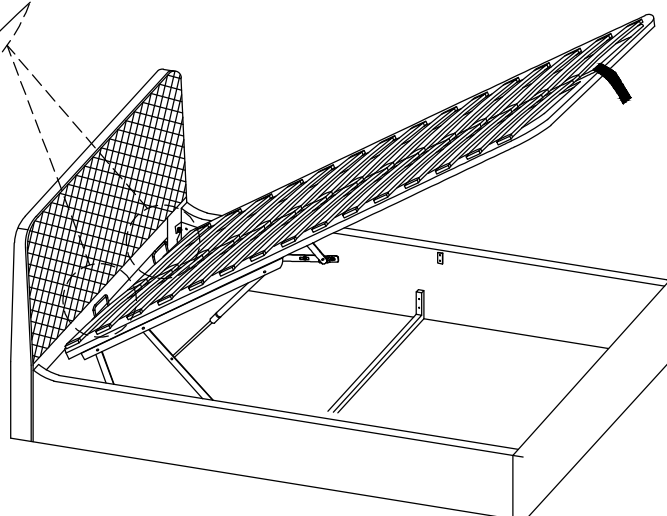
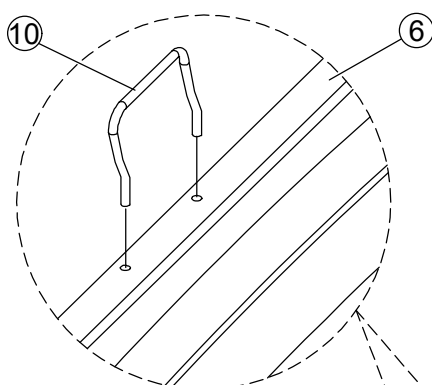
Ex1 M14



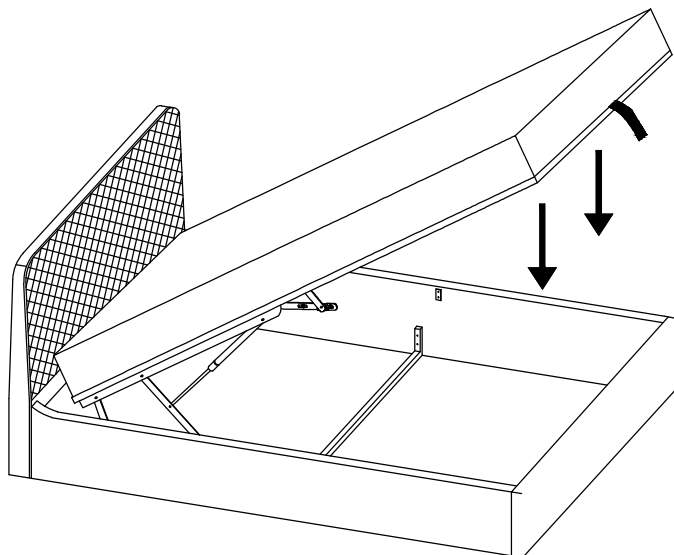
Hx2 M8



12



13



Place mattress & Carefully lower frame down.  
Keep objects/body part & children away from moving parts.

next

## HAMILTON FLIP BED

356942/622188/852540/853658

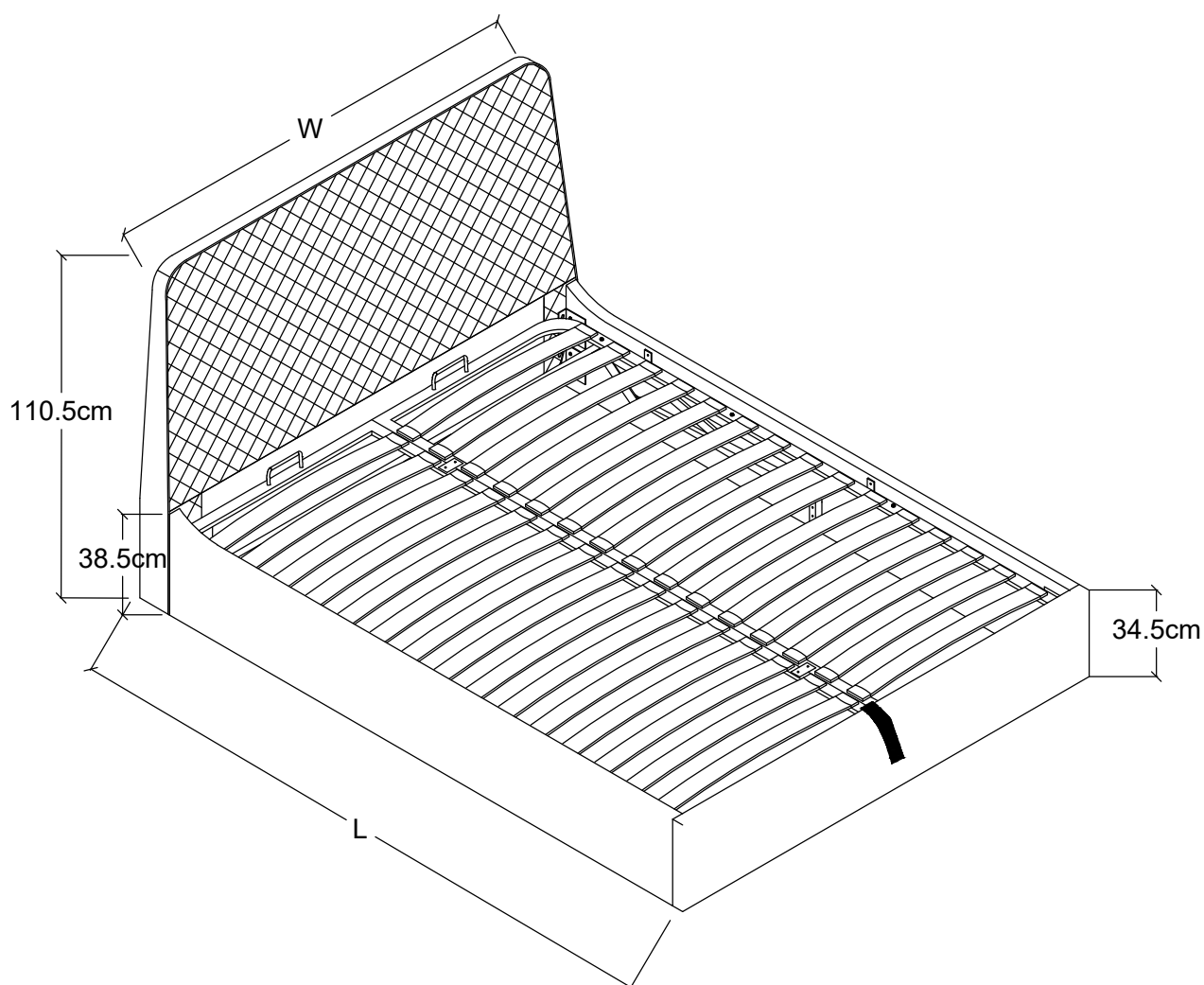
Assembly instructions

### Actual product size

DOUBLE: W145 X L210.5 X H110.5cm

KING: W160.5 X L220.5 X H110.5cm

SUPER KING: W190.5 X L220.5 X H110.5cm



Produced in China for Next Retail Ltd.

356942/622188/852540/853658-2019-V1.