

next

CARTER BED

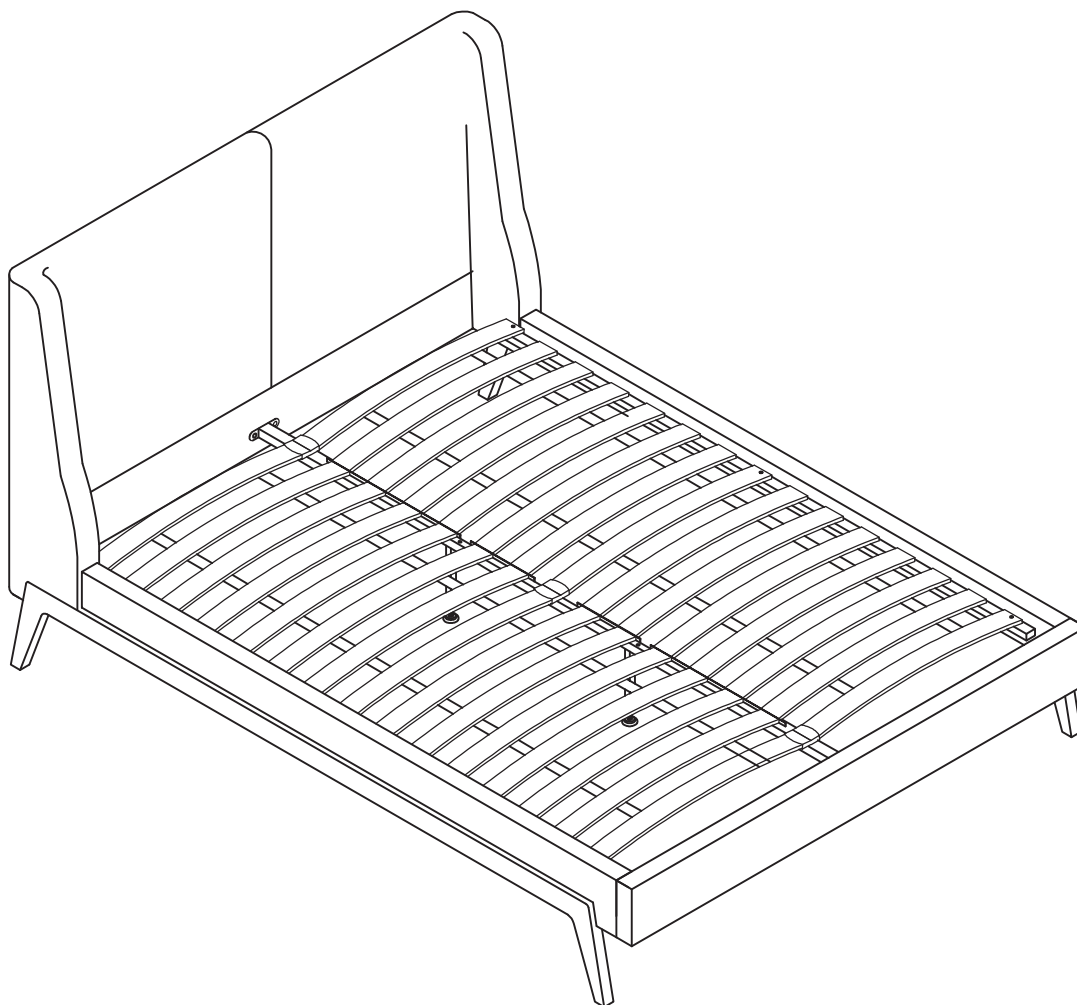
Assembly instructions

Actual product size

Double: H108 x W150 x L207cm

King: H108 x W165 x L217cm

Super King: H108 x W195 x L217cm



Item number	Fabric name	Fabric composition
500961	wool grey	51% Wool / 30% Viscose / 19%Polyester
575586	wool stone	51% Wool / 30% Viscose / 19%Polyester
636573	opulence teal	100%Polyester

IMPORTANT – RETAIN FOR FUTURE REFERENCE

Need Help?

With: Assembly instructions
Missing or damaged parts

CALL: 0333 777 8999

BEFORE YOU START

Warnings

We suggest you retain these instructions for future reference
Keep fittings out of children's reach and keep children well away from construction area.
This product should only be used on firm level ground
Please periodically check all fittings and re-tighten as necessary
Please do not jump or stand on your bed
Avoid exposing the furniture to excessive heat or direct sunlight as this can cause damage to the materials and deterioration of the colour

Do's

We suggest you spend a short time reading through this leaflet before you start
When you are ready to start, make sure that you have the right tools and plenty of space
Due to the size of the product we recommend that it is assembled in the room intended for use
Unwrap all packaging materials and place the components on a clean surface to protect them from damage,
We recommend that the packaging is used to protect the surfaces during assembly
Carefully check that you have all the parts before beginning assembly
Ensure the product is fully assembled as illustrated and all fixings fully tightened before use. Check fixings regularly to ensure they remain tight
When moving your assembled bed. Lift the bed and never to drag it.
The support legs ensure that the foot is set from the floor surface without the.
When in use the legs will create the required
Never allow any kind of liquid to remain on your furniture.
Absorption can cause materials to warp or finishes to de-laminate
To clean your item, please use a vacuum or lightly brush clean

Please note:

Periodically check the condition of your bed slats and plastic locating caps to ensure they are in good condition and have not become loose.

Number of people required to assemble

We recommend two people assemble this product.

Time to assemble



30 minutes

Missing parts

If you are missing any fixtures and fittings for your product please contact our customer service team on 0333 777 8999 and they will be happy to arrange for a replacement to be sent to you free of charge.

Home service technicians

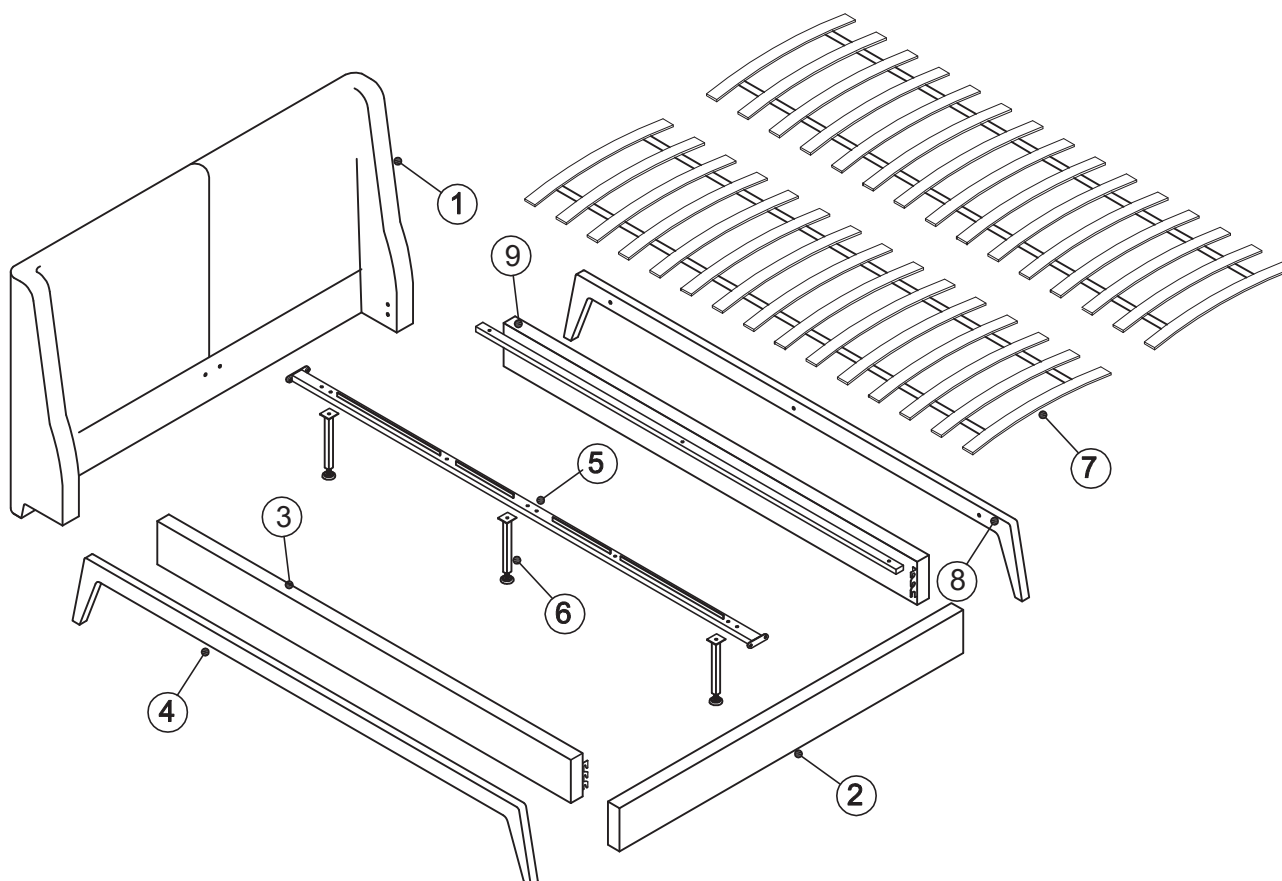
If you have a fault with your product please contact our customer service team on 0333 777 8999. If you have had the product for 28 days or less you may be offered a replacement, refund or for a fully trained home service technician to visit your home to assess the fault and repair the product where possible. If you have had the product for more than 28 days we will send an independent home service technician to review and repair the product where possible and recommend further action.

You can write to us at

Home Customer Services
Next Retail Ltd,
Desford Road,
Leicester,
LE19 4 AT

To view our full furniture range please visit www.next.co.uk

GETTING TO KNOW YOUR PRODUCT



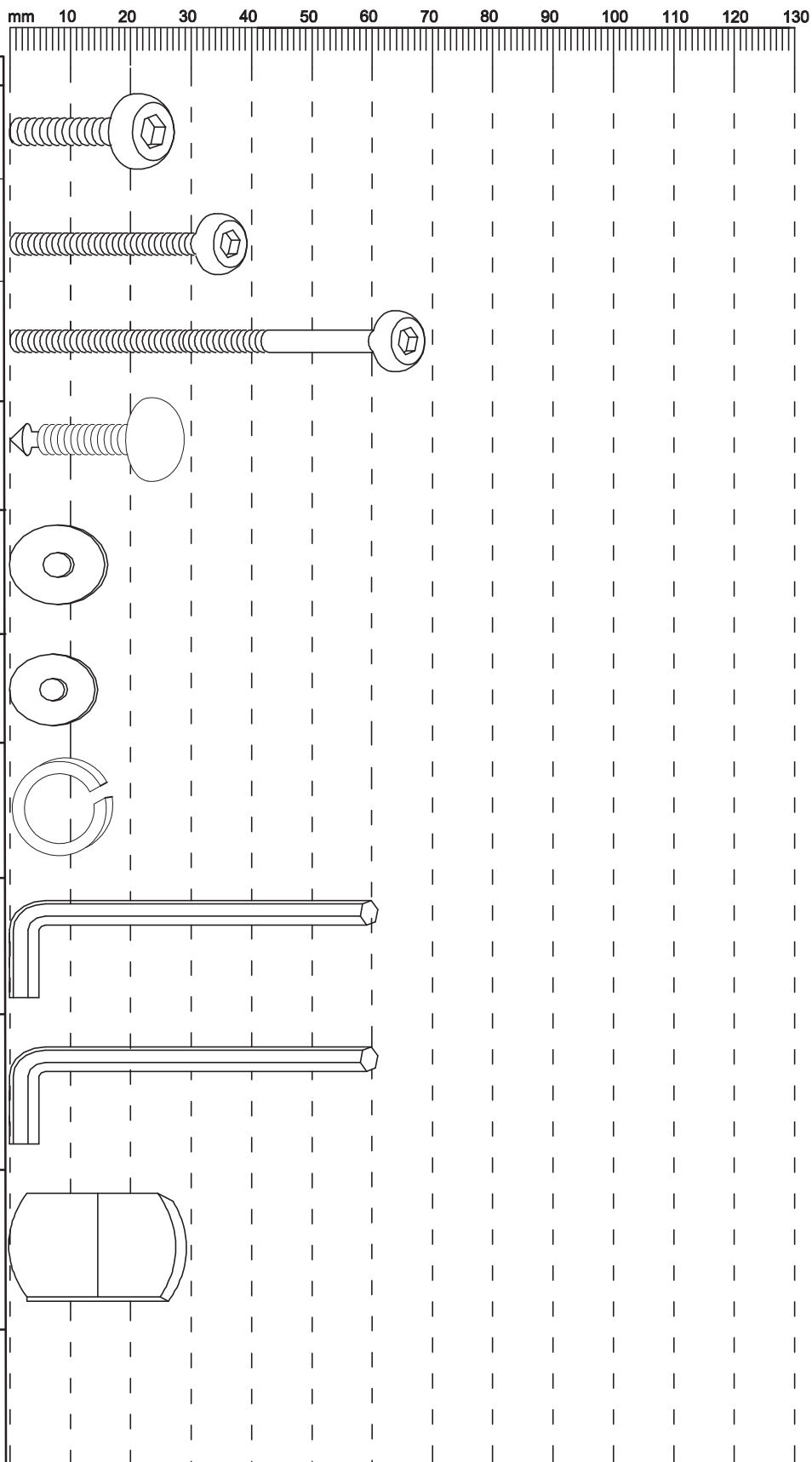
Components supplied. Please use this guide if you require replacement parts.

Ref	Dimension	Visual	Qty
1	Double:150x88cm King:165x88cm Super King:195x88cm		1
2	Double:147 x 16cm King:162 x 16cm Super King:192 x 16cm		1
3	Double:184 x 16cm King:194 x 16cm Super King:194 x 16cm		2
4	Double:196 x 26cm King:206 x 26cm Super King:206 x 26cm		2

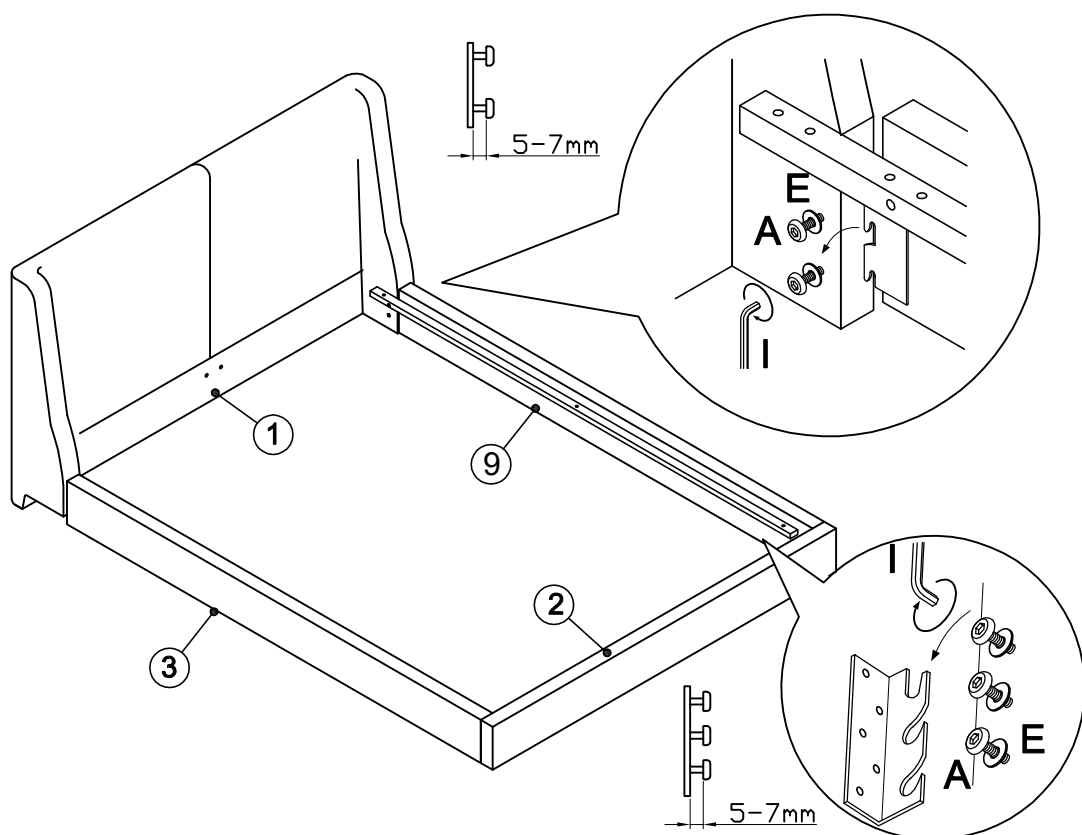
Ref	Dimension	Visual	Qty
5	Double:192 x 4cm King:202 x 4cm Super King:202 x 4cm		1
6	27.5 x 2.5cm		3
7	Double:180 x 68cm King:190 x 75.6cm Super King:190 x 90cm		2

Fixtures and fittings
supplied (actual size)

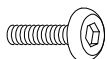
Ref	Dimension	Qty	Spare
A	8 x 25mm	14	2
B	6 x 30mm	3	1
C	6 x 65mm	12	1
D	8 x 25mm	8	1
E	8 x 13mm	14	2
F	6 x 13mm	15	2
G	2 x 11mm	4	1
H	4 x 60mm	2	N/A
I	5 x 60mm	2	N/A
J	65 x 56mm	4	1



1




A x 10 8 x 20mm



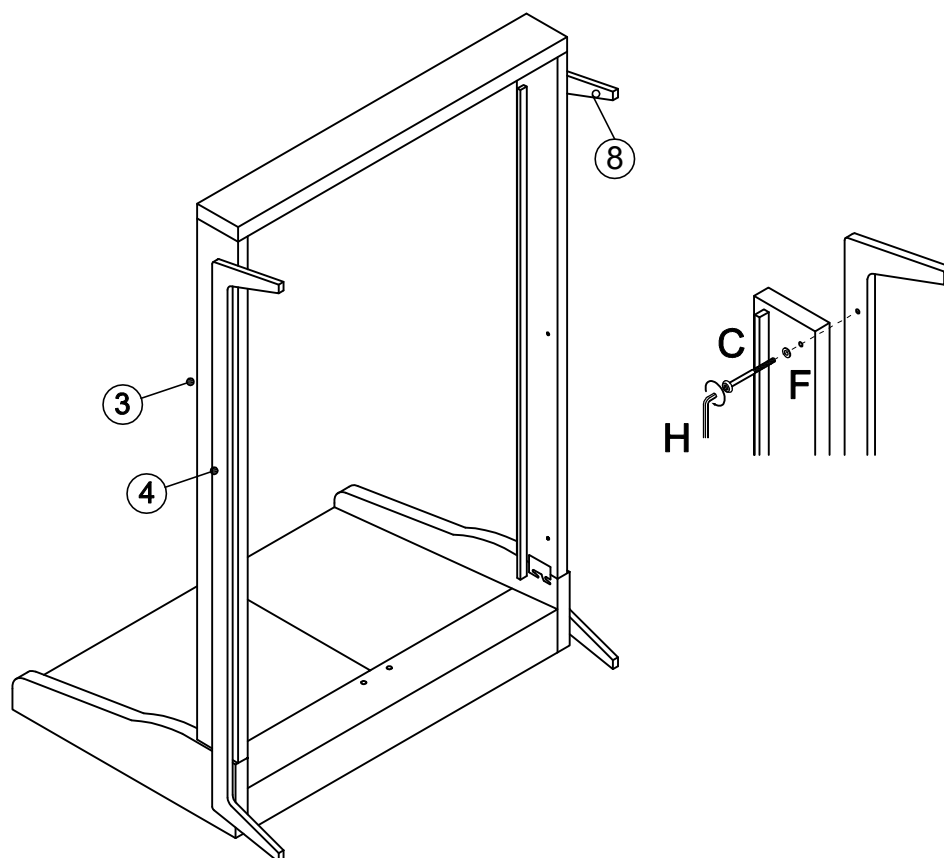
E x 10 8 x 13mm



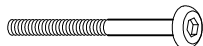
I x 1 5 x 60mm



2



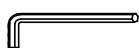
C x 12 6 x 65mm



F x 12 6 x 11mm



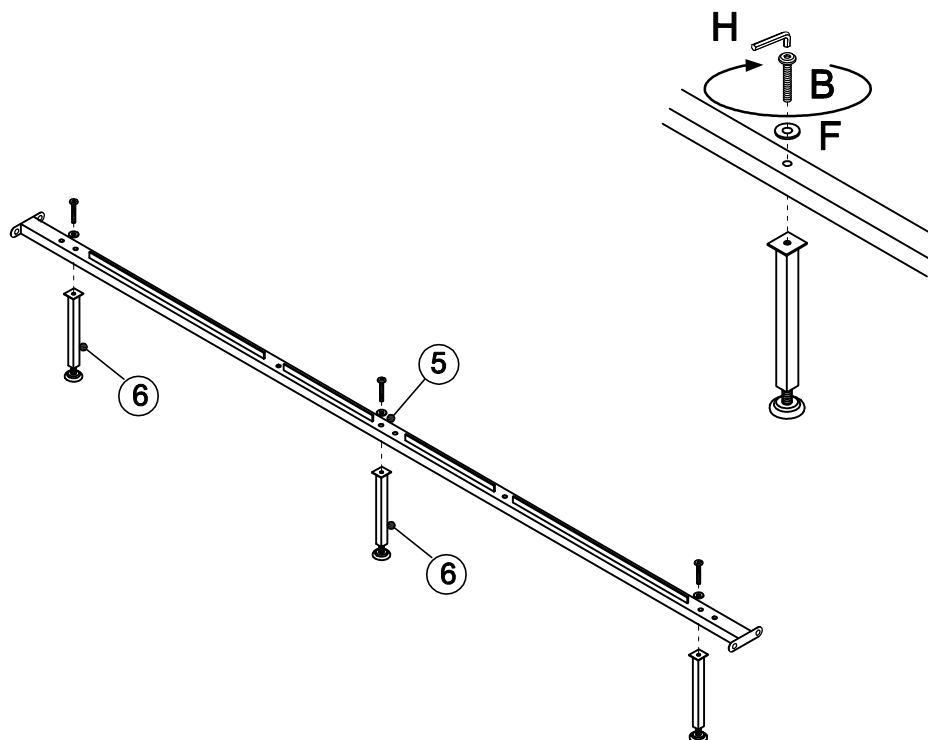
H x 1 4 x 60mm



next CARTER BED

Assembly instructions

3



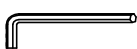
B x 3 6 x 30mm



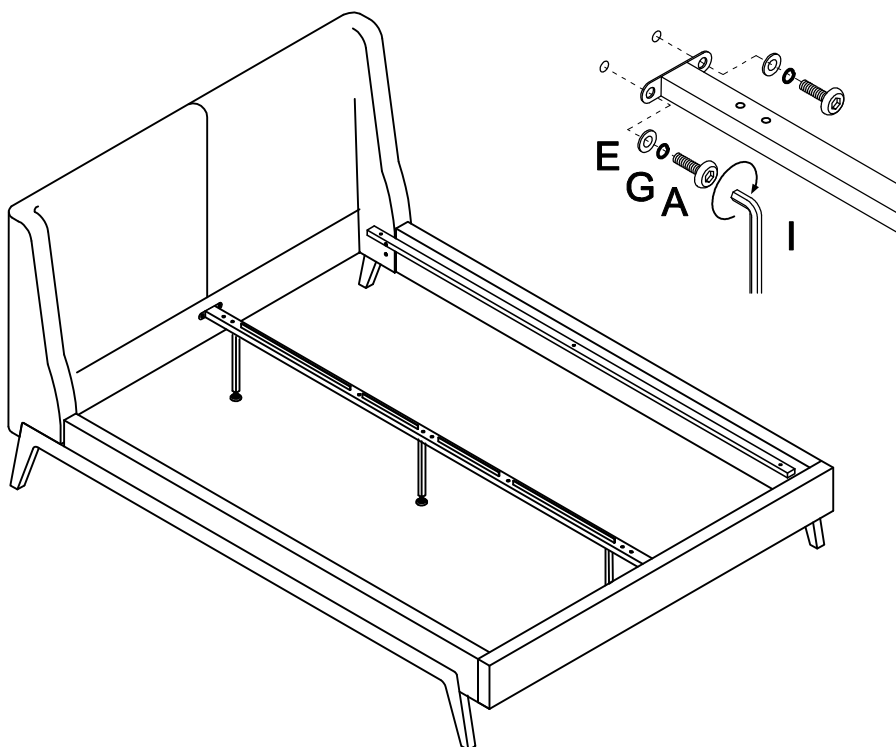
F x 3 6 x 11mm



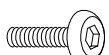
H x 1 4 x 60mm



4



A x 4 8 x 25mm



E x 4 8 x 13mm



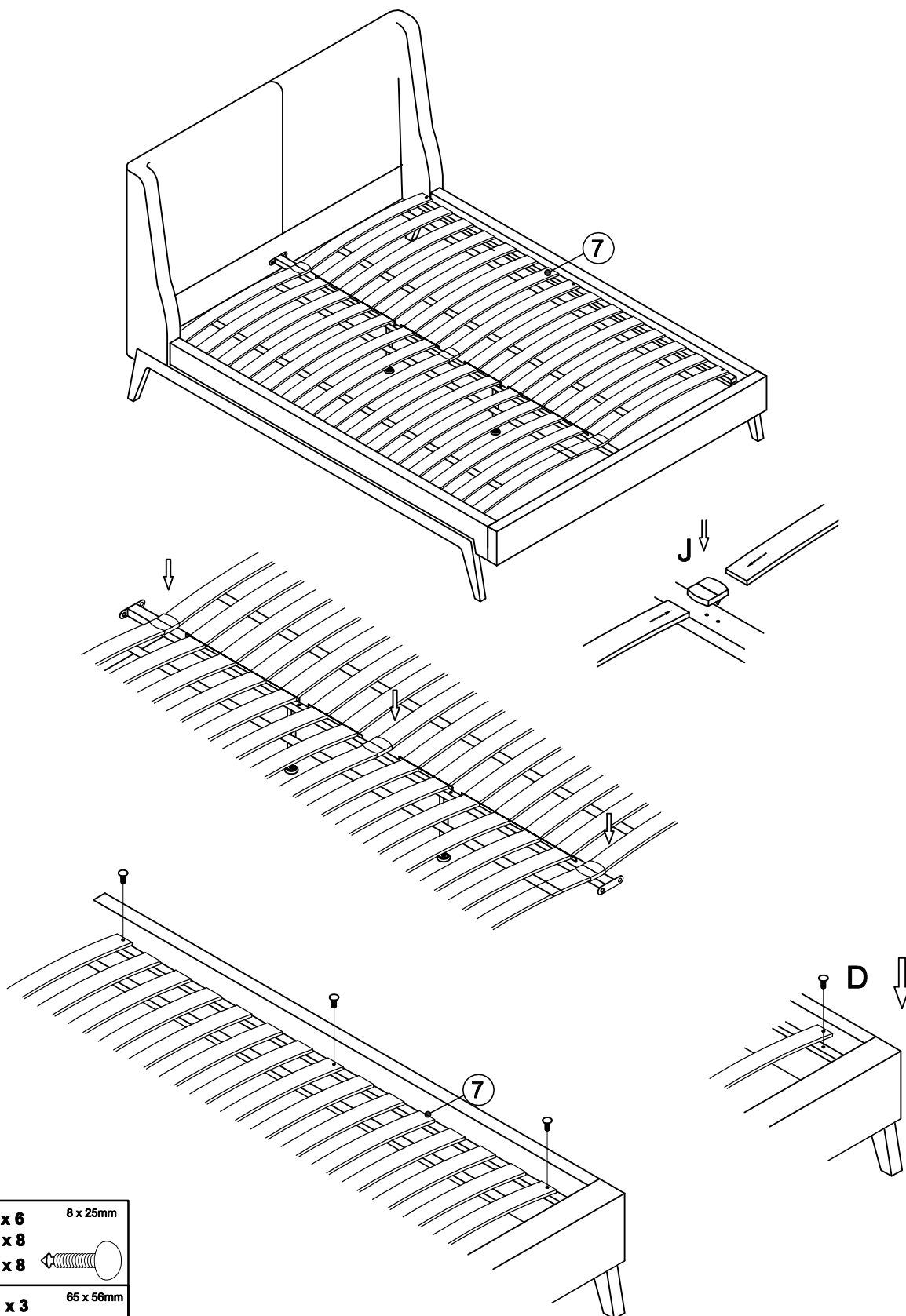
G x 4 2 x 11mm



I x 1 5 x 60mm



5



Double	D x 6	8 x 25mm
King	D x 8	
Super King	D x 8	
Double	J x 3	65 x 56mm
King	J x 4	
Super King	J x 4	

next CARTER BED

Actual product size

Double: H108 x W150 x L207cm

King: H108 x W165 x L217cm

Super King: H108 x W195 x L217cm

