

BEFORE YOU GET STARTED...

We're confident you'll love your gorgeous new Next furniture. However, it's worth making absolutely certain before you put it all together.

So, let's quickly run through these three steps:

1. COLOUR

Make sure you're happy with the colour

No need to unpack everything, just check the first component.

2. PROTECTIVE PACKAGING

If you're happy, then it's time to get opening! Start by laying everything out on the protective packaging – this will prevent anything getting scratched.

3. PARTS PAGE

Finally, double check you have all the pieces by referencing the parts page of the instructions.

TIPS FOR RETURNS

Not completely happy with the product? No problem.

We just need everything back in the original packaging, so follow the steps below and this will ensure a super-smooth returns process and no delay to your refund.

DO



- Check everything is there (the 'parts page' is a handy checklist).
- Pop all the loose fittings and fixtures into the packaging provided or tie them up in a plastic bag.
- Wrap all the big components back up in the original protective packaging.
- Close up the box and seal it securely (don't be afraid to use plenty of tape).

DON'T



- Leave anything assembled - all components should be dismantled and separately packed.
- Put loose fixtures and fittings straight into the box.
- Throw it back in the box carelessly – as it may get damaged.

next
HOME

Then just give us a call on 0333 777 8999 and we'll sort out a pick up time for you.

next

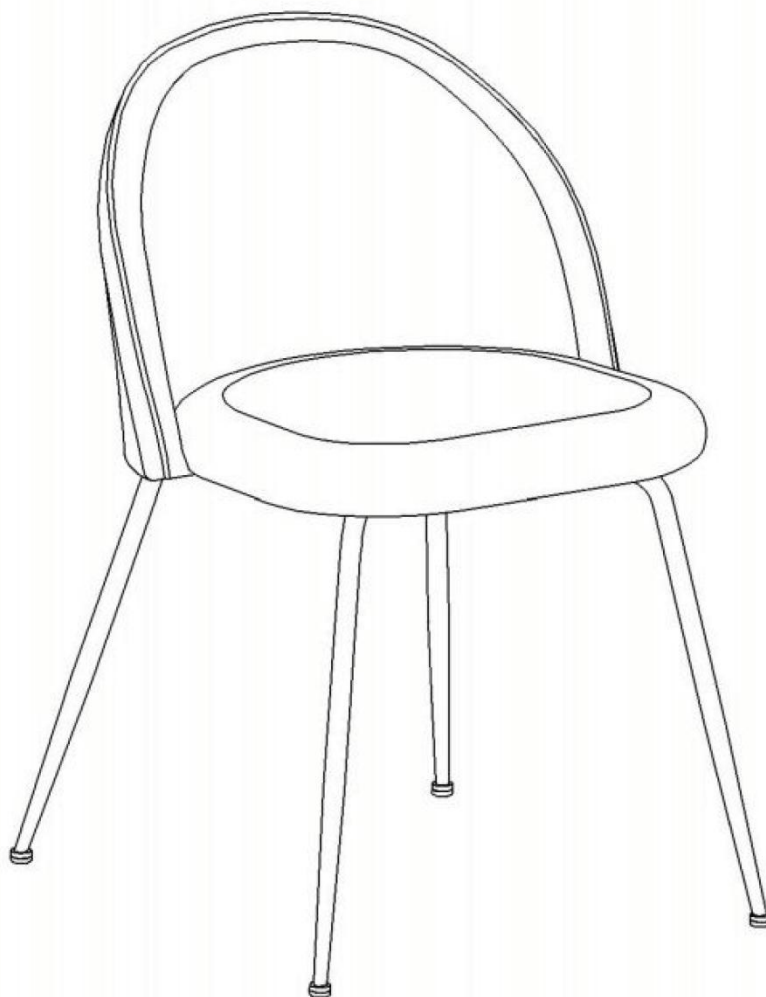
IVA DINING CHAIR

380058 / 459754 / 654564 / 210477 / 477122 / 416446

687029 / 941135 / 905187

Assembly instructions

Actual product size:
H78 x W51 x D57cm



Need Help?

With: Assembly instructions
Missing or damaged parts

IMPORTANT — RETAIN FOR FUTURE REFERENCE

CALL: 0333 777 8999

BEFORE YOU START

Warnings

We suggest you retain these instructions for future reference

Keep fittings out of children's reach and keep children well away from construction area

This product should only be used on firm level ground

Avoid exposing the furniture to excessive heat or direct sunlight as this can cause cracking of the wood and deterioration of the colour

Unwrap all packaging materials and place the components on top of the carton box or on a clean floor to protect it from damage

This product is not suitable for outdoor use

Do's

We suggest you spend a short time reading through this leaflet before you start

When you are ready to start, make sure that you have the right tools and plenty of space

We recommend that the packaging is used to protect the surfaces during assembly

Carefully check that you have all the parts before beginning assembly

Ensure the product is fully assembled as illustrated and all fixings fully tightened before use.

Check fixings regularly to ensure they remain tight

Always wipe dry after cleaning

Keep away from strong heat sources

Regularly check that the protective feet on the legs are fitted before use

Don'ts

Never allow any kind of liquid to remain on your furniture. Absorption can cause wood to warp or finishes to de-laminate.

Do not stand or lean back on your chairs


Do not use silicone based furniture polish. Silicone in furniture polishes can break down the lacquer finish.

Do not drag your furniture

Number of people required to assemble

Two people are required to assemble this item.

Time to assemble



15mins



Tools supplied



Missing parts

If you are missing any fixtures and fittings for your product please contact our customer service team on 0333 777 8999 and they will be happy to arrange for a replacement to be sent to you free of charge.

Home service technicians

If you have a fault with your product please contact our customer service team on 0333 777 8999. If you have had the product for 28 days or less you may be offered a replacement, refund or for a fully trained home service technician to visit your home to assess the fault and repair the product where possible. If you have had the product for more than 28 days we will send an independent home service technician to review and repair the product where possible and recommend further action.

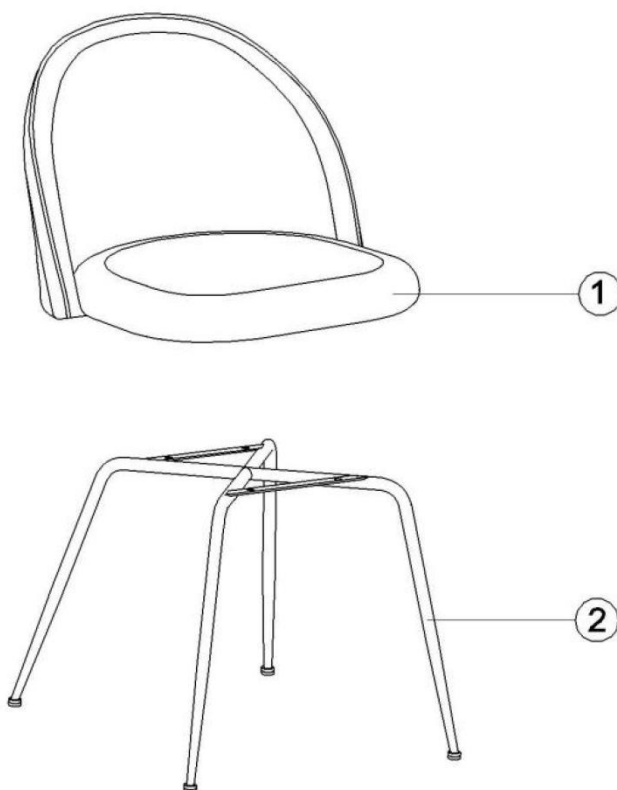
You can write to us at

Home Customer Services
Next Retail Ltd,
Desford Road,
Leicester,
LE19 4AT

To view our full furniture range please visit
www.next.co.uk

GETTING TO KNOW YOUR PRODUCT

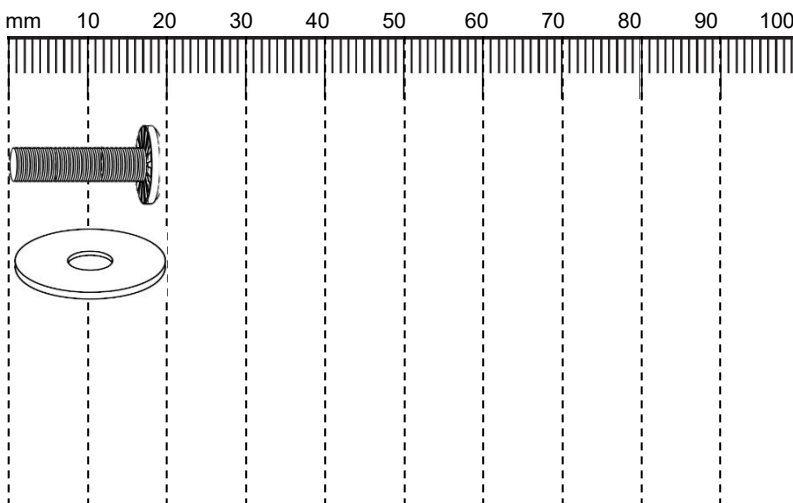
Ref	Dimensions	Qty	Ctn
1	534x510x375	1	1
2	536x498x432	1	1




Item	Description	Composition
380058	IVA MNZA GREY BL	80% Polyester 20% Cotton
416446	IVA OPVL ANML BL	100% Polyester
459754	IVA OPVL DFLORAL BL	100% Polyester
941135	IVA OPVL DNAVY CL	100% Polyester
477122	IVA OPVL OCHRE BL	100% Polyester
905187	IVA OPVL PEB GL	100% Polyester
654564	IVA OPVL STEEL BL	100% Polyester
687029	IVA OPVL STEEL CL	100% Polyester
210477	IVA VV MARINE BL	100% Polyester

Fixtures and fittings supplied (actual size)

Ref	Dimensions	Qty	*Extra
A	M6 x 18mm	4	1
B	M6 x 18mm	4	1



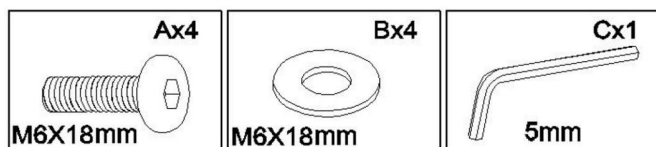
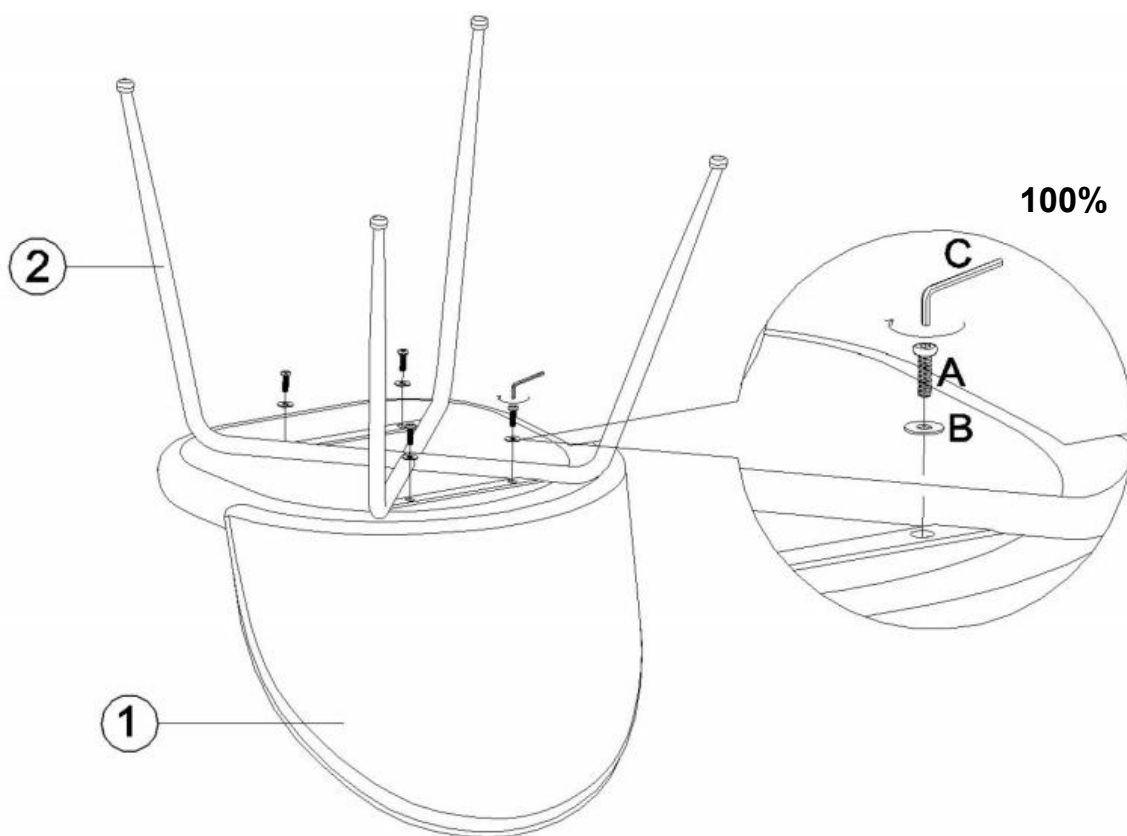
Fixtures and fittings supplied (not to scale)

Ref	Dimensions	Visual	Qty
C	5mm		1

1



WARNING: Ensure that all fittings are tightened before use.



next

IVA DINING CHAIR

380058 / 459754 / 654564 / 210477 / 477122 / 416446

687029 / 941135 / 905187

Assembly instructions

Actual product size:
H78 x W51 x D57cm

