

BEFORE YOU GET STARTED...

We're confident you'll love your gorgeous new Next furniture. However, it's worth making absolutely certain before you put it all together.

So, let's quickly run through these three steps:

1. COLOUR

Make sure you're happy with the colour
No need to unpack everything, just check the first component.

2. PROTECTIVE PACKAGING

If you're happy, then it's time to get opening! Start by laying everything out on the protective packaging – this will prevent anything getting scratched.

3. PARTS PAGE

Finally, double check you have all the pieces by referencing the parts page of the instructions.

TIPS FOR RETURNS

Not completely happy with the product? No problem. We just need everything back in the original packaging, so follow the steps below and this will ensure a super-smooth returns process and no delay to your refund.

DO



- Check everything is there (the 'parts page' is a handy checklist).
- Pop all the loose fittings and fixtures into the packaging provided or tie them up in a plastic bag.
- Wrap all the big components back up in the original protective packaging.
- Close up the box and seal it securely (don't be afraid to use plenty of tape).

DON'T



- Leave anything assembled - all components should be dismantled and separately packed.
- Put loose fixtures and fittings straight into the box.
- Throw it back in the box carelessly – as it may get damaged.

next
HOME

Then just give us a call on 0333 777 8999 and we'll sort out a pick up time for you.

next

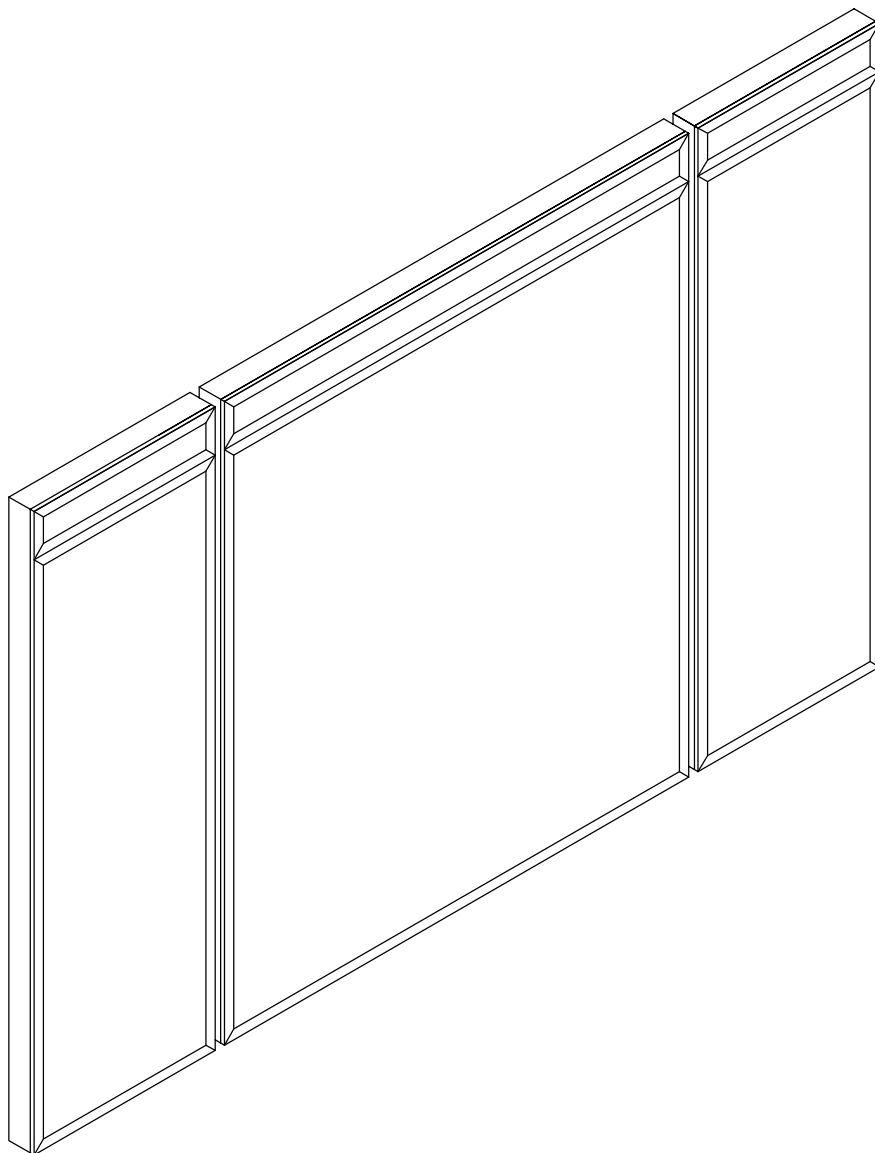
BEVEL DRS TBL MIR

806481

Assembly instructions

Actual product size

910 X 600 X 16 MM



Need Help?

with :Assembly instructions
Missing or damaged parts

IMPORTANT – RETAIN FOR FUTURE REFERENCE

CALL:0333 777 8999

BEFORE YOU START

Warnings

We suggest you retain these instructions for future reference
 Keep fittings out of children's reach and keep children well away from construction area.
 This product should only be used on firm, level ground
 Please periodically check all fittings and re-tighten as necessary
 Please do not sit or stand on your furniture
 Avoid exposing the furniture to excessive heat or direct sunlight as this can cause cracking of the wood and deterioration of the colour
 Unwrap all packaging materials and place the components on top of the carton box or on a clean floor to protect it from damage

Do's

We suggest you spend a short time reading through this leaflet before you start
 When you are ready to start, make sure that you have the right tools and plenty of space
 Unwrap all packaging materials and place the components on a clean surface to protect it from damage,
 We recommend that the packaging is used to protect the surfaces during assembly
 Carefully check that you have all the parts before beginning assembly
 Due to the size of the product we recommend that it is assembled in the room intended for use
 Ensure the product is fully assembled as illustrated and all fixings fully tightened before use
 When cleaning glass panels use a damp cloth with washing up liquid or soft soap if necessary. Do not use washing powders or any other substances containing abrasives since these substances can scratch the glass
 The glass used in this product is annealed which does not conform to BS EN 12150-1:2000, clauses 8.3 & 8.4

Don'ts

Do not drag or pull your furniture
 Do not use silicone based furniture polish. Silicone in furniture polishes can break down the finish
 Never allow any kind of liquid to remain on your furniture. Absorption can cause wood to warp or finishes to de-laminate
 Do not place hot items (e.g. hot drinks) directly on to the wood surface. Please make sure you use a placement or coaster
 Do not place very hot or very cold items on the glass surface, unless adequately thick table mats or coasters are used to prevent such items from coming into contact with the glass
 Do not use glass as a chopping surface. Do not strike the glass with hard or pointed items

Number of people required to assemble

We recommend one people assemble this product.

Time to assemble




0.5 hour

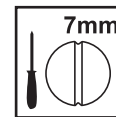
Tools required




not supplied



not supplied



not supplied



not supplied

Missing parts

If you are missing any fixtures and fittings for your product please contact our customer service team on **0333 777 8999** and they will be happy to arrange for a replacement to be sent to you free of charge.

Home service technicians

If you have a fault with your product please contact our customer service team on **0333 777 8999**. If you have had the product for 28 days or less you may be offered a replacement, refund or for a fully trained home service technician to visit your home to assess the fault and repair the product where possible. If you have had the product for more than 28 days we will send an independant home service technician to review and repair the product where possible and recommend further action.

You can write to us at

Home Customer Services
 Next Retail Ltd,
 Desford Road,
 Leicester,
 LE19 4AT

To view our full furniture range please visit www.next.co.uk