

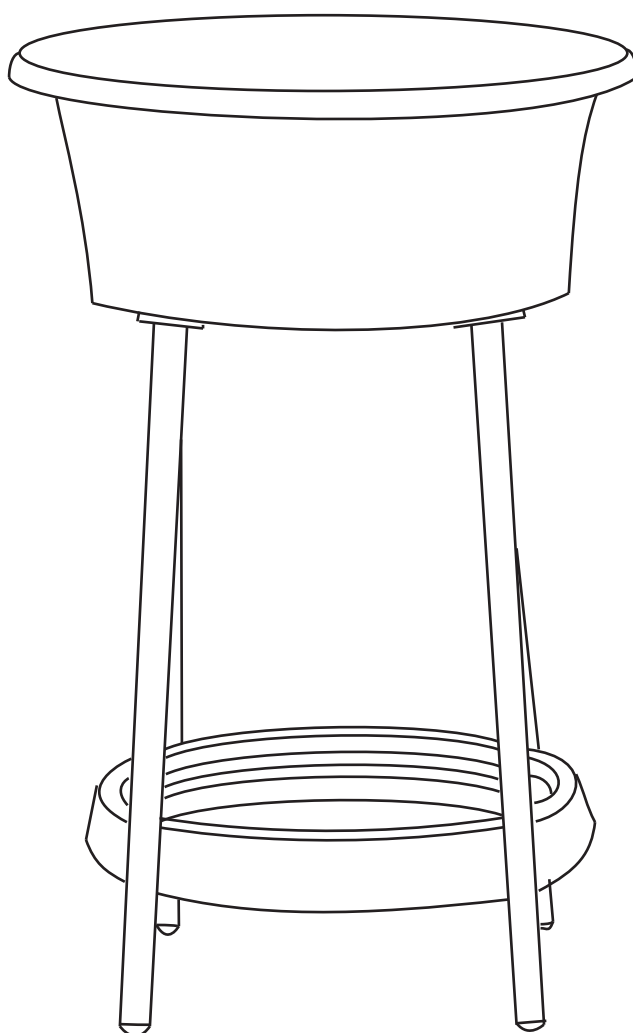
next

MON ICE SIDE TABLE

Assembly Instructions

Actual product size

ø47.5 X H72 CM(TABLE)



Dark Grey: 885203

Need Help?

With: Assembly instructions
Missing or damaged parts

IMPORTANT-RETAIN FOR FUTURE REFERENCE

CALL:0333 777 8999

Produced in China for Next Retail Ltd.
Version 1

BEFORE YOU START

WARNINGS

- For domestic and outdoor use only
- We suggest you retain these instructions for future reference
- Keep fittings out of children's reach and keep children well away from construction area.
- Please periodically check all fittings and re-tighten as necessary
- Please do not sit or stand on your table
- Please do not stand on your chair, sofa or stool
- This product should only be used on firm, level ground. Make sure the legs remain in contact with the ground
- Ensure any safety locks are correctly located and locked in place for any mechanisms before use
- Keep hands away from folding mechanisms to prevent possible entrapment or injury.
- Any folding mechanisms should only be used by competent adults.
- Do not use silicone based furniture polish
- If the glass is chipped or broken, stop using the product and consult Next
- Do not place very hot or very cold items on the glass surface, unless adequately thick table mats are used to prevent such items from coming into contact with the glass
- Do not use glass as a chopping surface.
Do not strike the glass with hard or pointed items

The glass used in this product is toughened and complies with BS EN 12150-1:2009

Do's

- We suggest you spend a short time reading through this leaflet before you start
- When you are ready to start, make sure that you have the right tools and plenty of space
- Unwrap all packaging materials and place the components on a clean surface to protect it from damage. We recommend that the packaging is used to protect the surfaces during assembly
- Carefully check that you have all the parts before beginning assembly
- Please retain the assembly tools. You will need them in the future to re-tighten the bolts, or if you want to dismantle the furniture for storage.
- Please make sure that the product is clean and dry before putting it into storage.
- We recommended the use of furniture covers to protect your furniture when not in use. During severe weather conditions, please move your furniture inside
- To clean your items, please use mild detergent in warm water. Rinse with clean water and dry thoroughly. Do not use abrasive cleaners, strong detergents, bleach, acid or solvents on the frame parts
- When cleaning glass panels use a damp cloth with washing up liquid or soft soap if necessary. Do not use washing powders or any other substances containing abrasives since these substances scratch glass panels

Don'ts

- Do not stand on your chairs, sofas or stools
- Do not sit on the arms of your chair or sofa
- When moving furniture never drag the pieces across the floor, as this will cause damage to the joints
- Please do not leave your product outside when not in use. During bad weather and winter months the product should be dismantled and stored in a cool dry place.

Number of people required to assemble

Two persons to assemble the unit and lift the unit into position.

Time to assemble



30 minute



Missing parts

If you are missing any fixtures and fittings for your product please contact our customer service team on 0333 777 8999 and they will be happy to arrange for a replacement to be sent to you free of charge.

Home service technicians

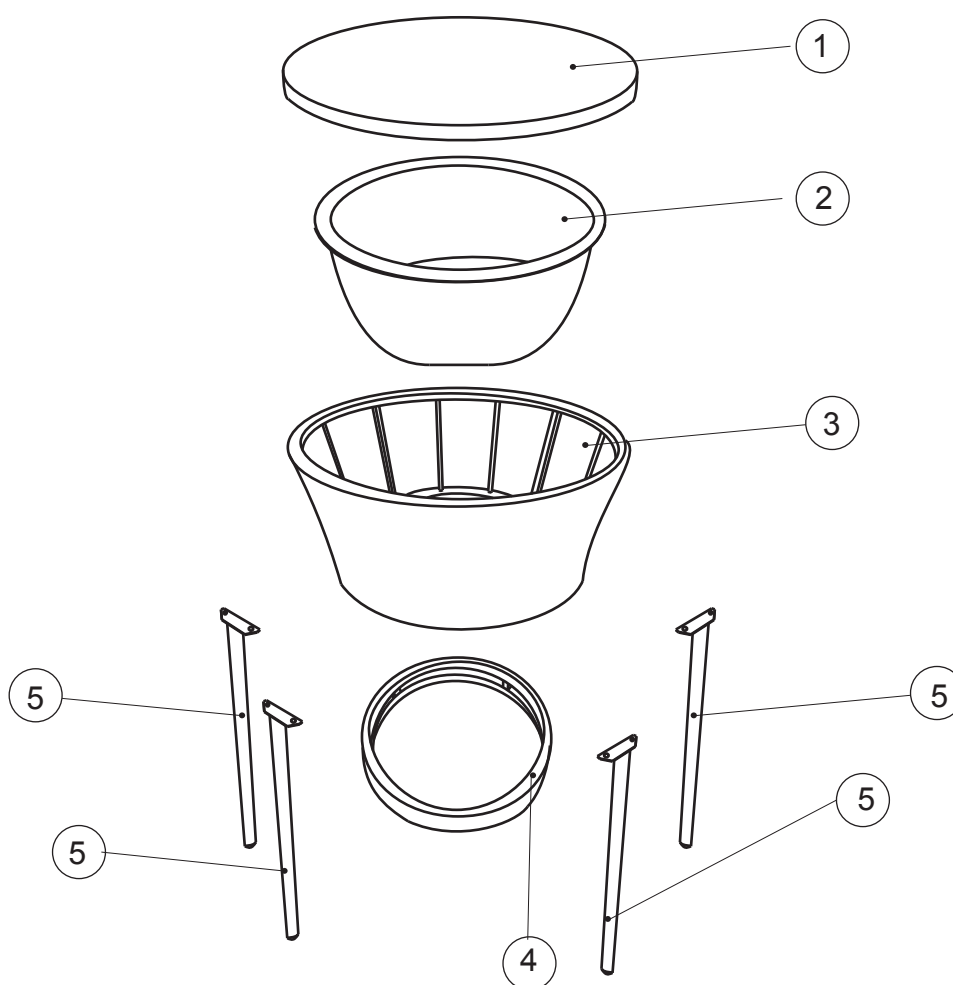
If you have a fault with your product please contact our customer service team on 0333 777 8999. If you have had the product for 28 days or less you may be offered a replacement, refund or for a fully trained home service technician to visit you home to assess the fault and repair the product where possible. If you have had the product for more than 28 days we will send an independent home service technician to review and repair the product where possible and recommend further action.

You can write to us at






Home Customer Services
Next Retail Ltd,
Desford Road,
Leicester,
LE19 4AT

To view our full furniture range please visit www.next.co.uk

GETTING TO KNOW YOUR PRODUCT

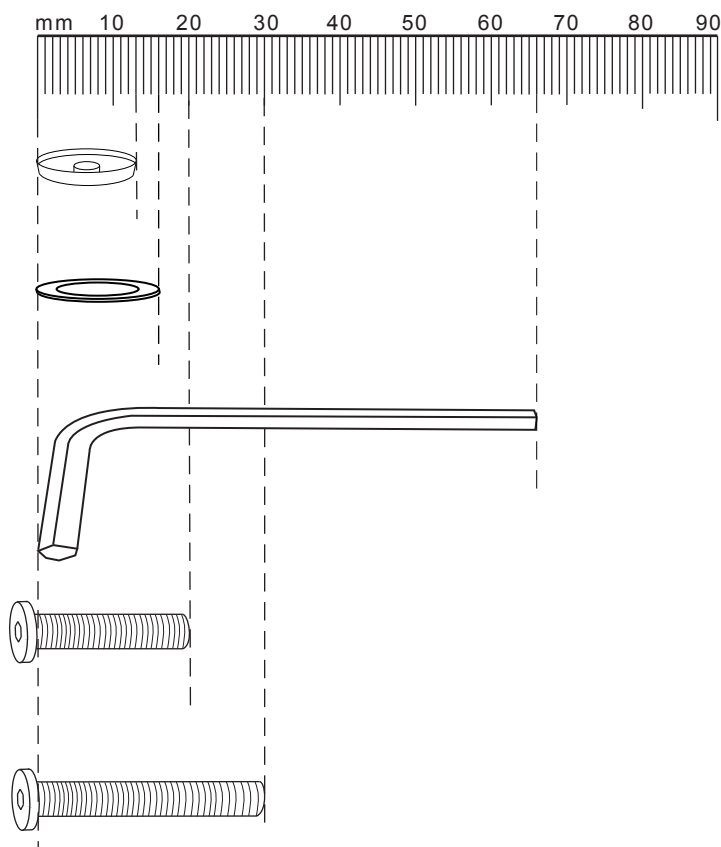


Components supplied. Please use this guide if you require replacement parts.

Ref	Dimensions	Visual	Qty	Ctn	Ref	Dimensions	Visual	Qty	Ctn
1	ø47.5 X 2cm		1	1	4	ø38 X 6cm		1	1
2	ø38 X 15cm		1	1	5	ø2 X 53cm		4	1
3	ø42 X 18.5cm		1	1					

**Fixtures and fittings
supplied(actual size)**

Ref	Dimensions	Qty
A	ø13x5mm	12
B	ø16x1mm	12
C	ø4X66mm	1
D	M6x20mm	8
E	M6x30mm	4



1

Tip - Do not fully tighten the bolts until the item is fully assembled.

