

# BEFORE YOU GET STARTED...

*We're confident you'll love your gorgeous new Next furniture. However, it's worth making absolutely certain before you put it all together.*

*So, let's quickly run through these three steps:*

## 1. COLOUR

Make sure you're happy with the colour  
No need to unpack everything, just check the first component.

## 2. PROTECTIVE PACKAGING

If you're happy, then it's time to get opening! Start by laying everything out on the protective packaging – this will prevent anything getting scratched.

## 3. PARTS PAGE

Finally, double check you have all the pieces by referencing the parts page of the instructions.

## TIPS FOR RETURNS

Not completely happy with the product? No problem.  
We just need everything back in the original packaging, so follow the steps below and this will ensure a super-smooth returns process and no delay to your refund.

DO



- Check everything is there (the 'parts page' is a handy checklist).
- Pop all the loose fittings and fixtures into the packaging provided or tie them up in a plastic bag.
- Wrap all the big components back up in the original protective packaging.
- Close up the box and seal it securely (don't be afraid to use plenty of tape).

DON'T



- Leave anything assembled - all components should be dismantled and separately packed.
- Put loose fixtures and fittings straight into the box.
- Throw it back in the box carelessly – as it may get damaged.

next  
HOME

Then just give us a call on 0333 777 8999 and we'll sort out a pick up time for you.

next

## PIPER BED

640921/451829/354429/A31631

### Assembly instructions

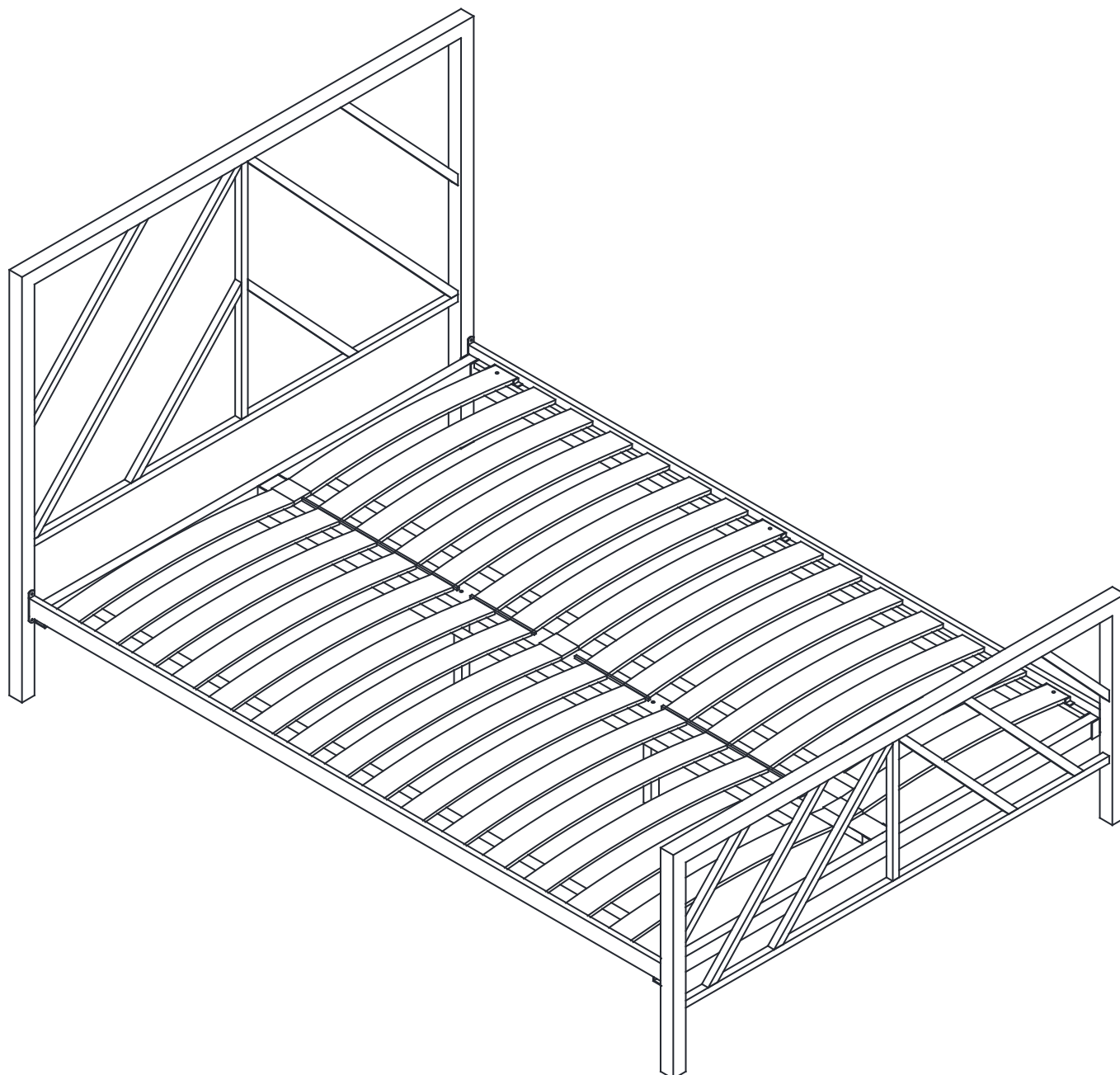
#### Actual product size

SMALL DOUBLE: H1170 x L2014 x W1285 mm

DOUBLE: H1170 x L2014 x W1435 mm

KING: H1170 x L2114 x W1585 mm

SUPER KING: H1170 x L2114 x W1885 mm



## Need Help?

With: Assembly instructions  
Missing or damaged parts

**CALL: 0333 777 8999**

**IMPORTANT - KEEP FOR FUTURE REFERENCE.**

## BEFORE YOU START

### Warnings

We suggest you retain these instructions for future reference.

Keep fittings out of children's reach and keep children well away from construction area.

This product should only be used on firm, level ground.

Please periodically check all fittings and re-tighten as necessary.

Please do not jump or stand on your bed.

Avoid exposing the furniture to excessive heat or direct sunlight as this can cause cracking of the wood and deterioration of the colour.

Keep away from strong heat source.

Do not use this item if components are missing or broken.

### Don'ts

Do not drag your assembled bed. Always lift the bed and check that the centre support rail is securely fixed in place.

Apply adhesive substrates of example, sticky tape to the product.

Do not use silicone based furniture polish. Silicone in furniture polishes can break down the lacquer finish.

### Number of people required to assemble

Two people are required to assemble this item



**Time to assemble: 30 minutes**



### Do's

We suggest you spend a short time reading through this leaflet before you start.

When you are ready to start, make sure that you have the right tools, plenty of space.

Unwrap all packaging materials and place the components on a clean surface to protect them from damage. We recommend that the packaging is used to protect the surface during assembly.

Carefully check that you have all the parts before beginning assembly.

Ensure the product is fully assembled as illustrated and all fixings are fully tightened before use.

Check fixings regularly to ensure they remain tight.

Always ensure that protectors are used on the legs according to your flooring type.

When adjusting the support legs ensure that the foot is set 10mm from the floor surface without the mattress in place. When in use the legs will create the required support.

To clean your item, please use a soft cloth slightly dampened with water and wipe clean. Then buff with a dry clean cloth.

### Missing parts

If you are missing any fixtures and fittings for your product please contact our customer service team on **0333 777 8999** and they will be happy to arrange for a replacement to be sent to you free of charge.

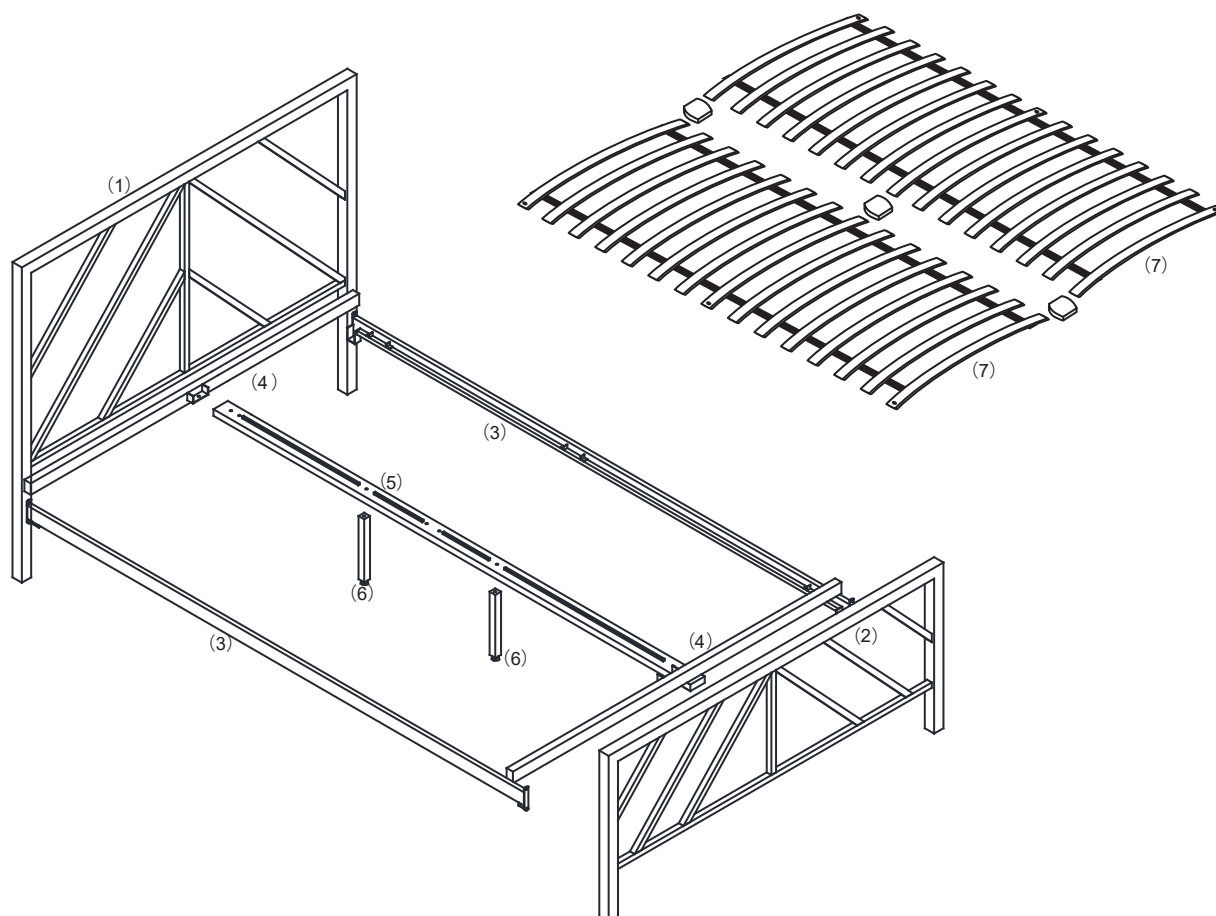
### Home service technicians

If you have a fault with your product please contact our customer service team on **0333 777 8999**. If you have had the product for 28 days or less you may be offered a replacement, refund or for a fully trained home service technician to visit your home to assess the fault and repair the product where possible. If you have had the product for more than 28 days we will send an independent home service technician to review and repair the product where possible and recommend further action.

### You can write to us at

Home Customer Services  
Next Retail Ltd,  
Desford Road,  
Leicester,  
LE19 4AT,

**To view our full furniture range please visit [www.next.co.uk](http://www.next.co.uk)**

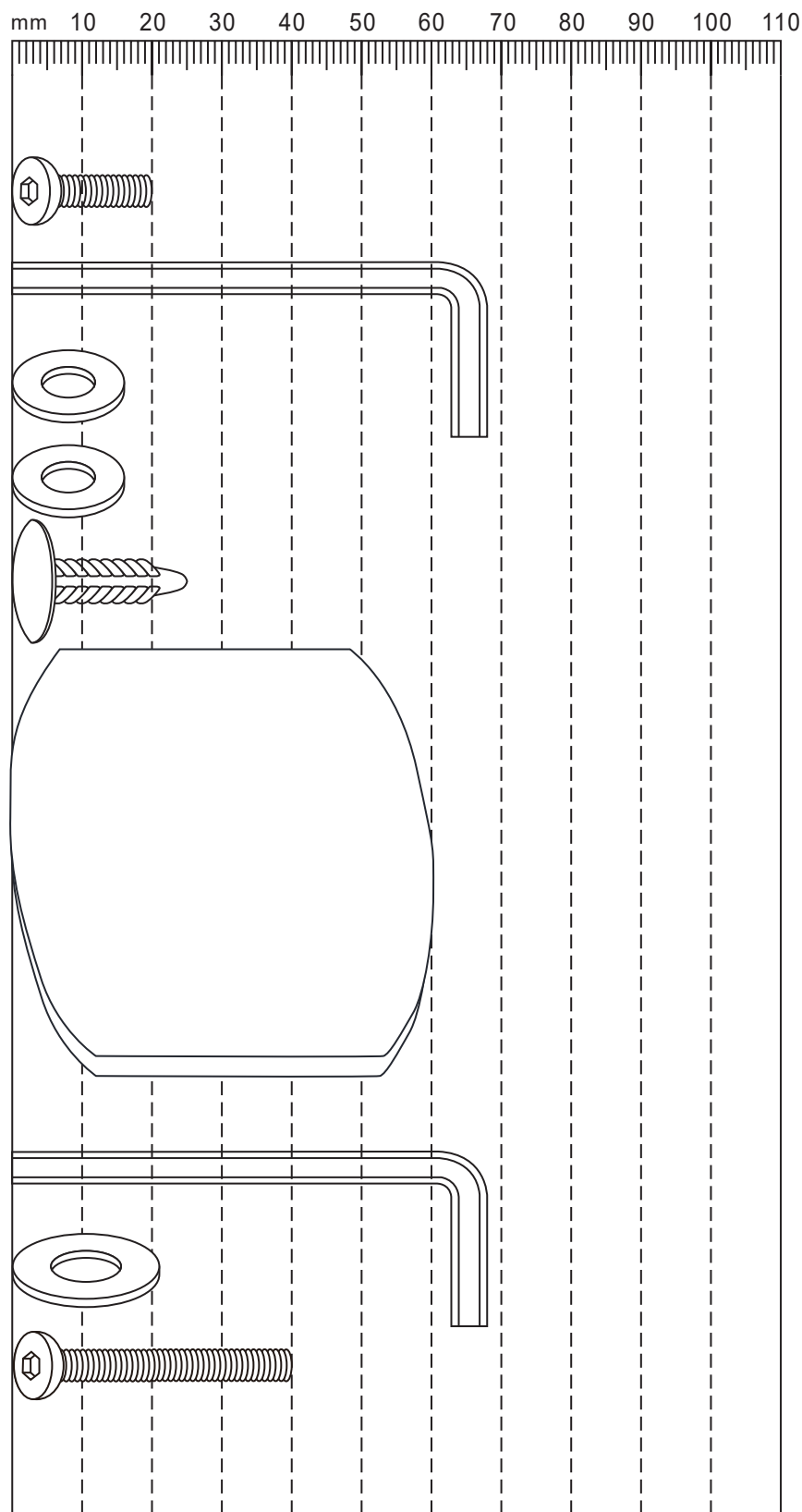


Components supplied - Use this guide if you require a replacement part.

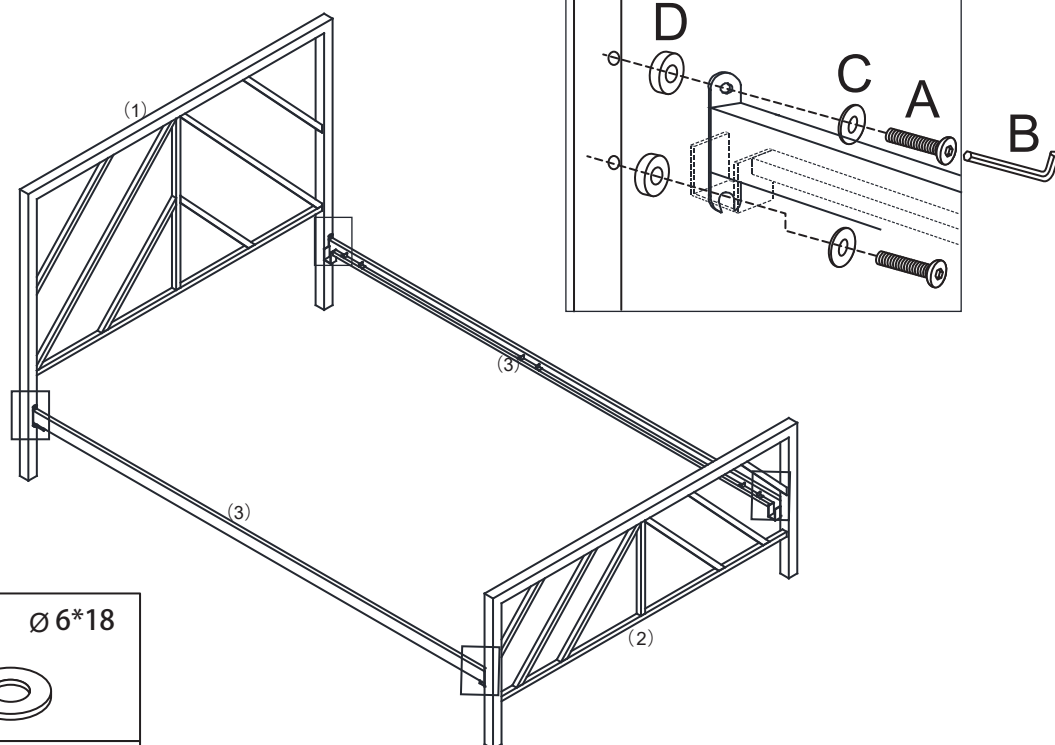
Ref	Dimensions	Visual	Qty
1	1170*1285*40 1170*1435*40 1170*1585*40 1170*1885*40		1
2	615*1285*40 615*1435*40 615*1585*40 615*1885*40		1
3	1927*110*45 2027*110*45		2
4	1215*50*25 1365*50*25 1515*50*25 1815*50*25		2
5	1855*50*25 1955*50*25		1





Ref	Dimensions	Visual	Qty
6	220*25*25		2
7	605*62*9*15pcs 680*62*9*15pcs 755*62*9*15pcs 900*62*9*15pcs		2

Ref	Dimensions	Qty	Spare
A	M6x20 mm	14	1
B	4 mm	1	
C	Φ6*18	14	1
D	Φ6*18	8	1
E	6x25 mm	6	1
F	62mm	3	
G	5 mm	1	
H	Φ8*22	2	1
I	M8x40 mm	2	1

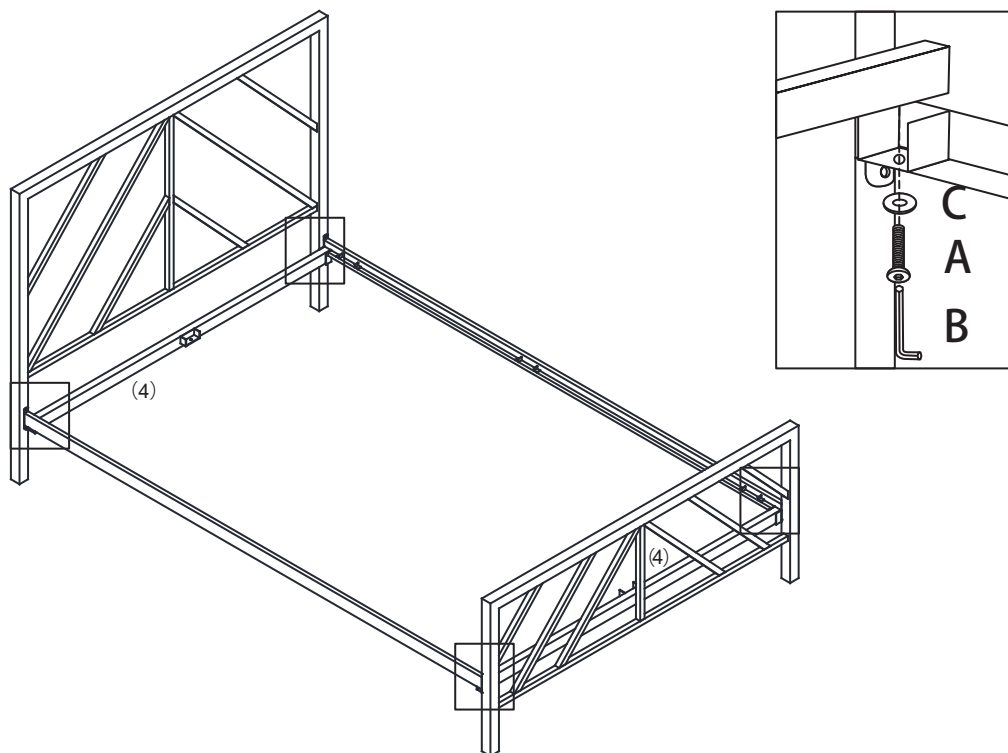





1



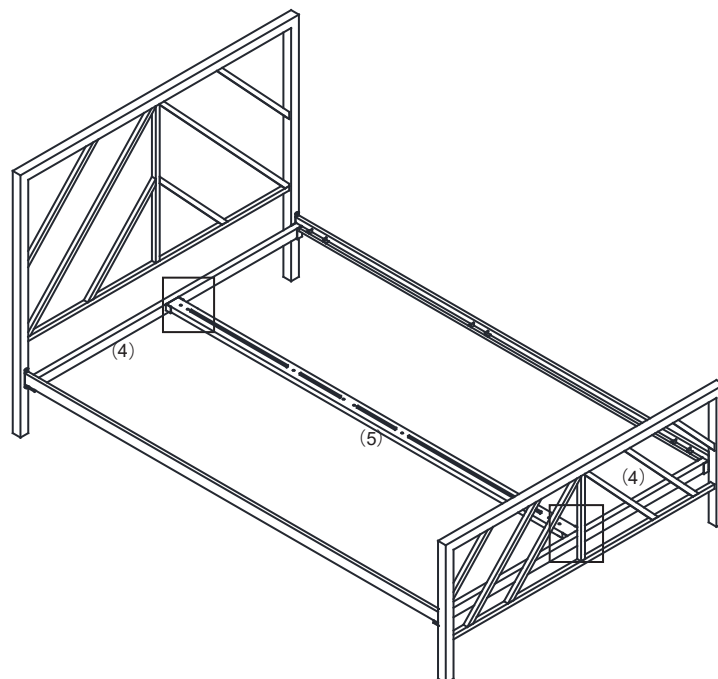
<b>A x 8</b> M6x20mm	<b>C x 8</b> Ø 6*18
	
<b>B x 1</b> 4mm	<b>D x 8</b> Ø 6*18
	

2



<b>A x 4</b> m6x20mm	<b>B x 1</b> 4mm	<b>C x 4</b> Ø6*18
		


3



**A x 2** m6x20mm



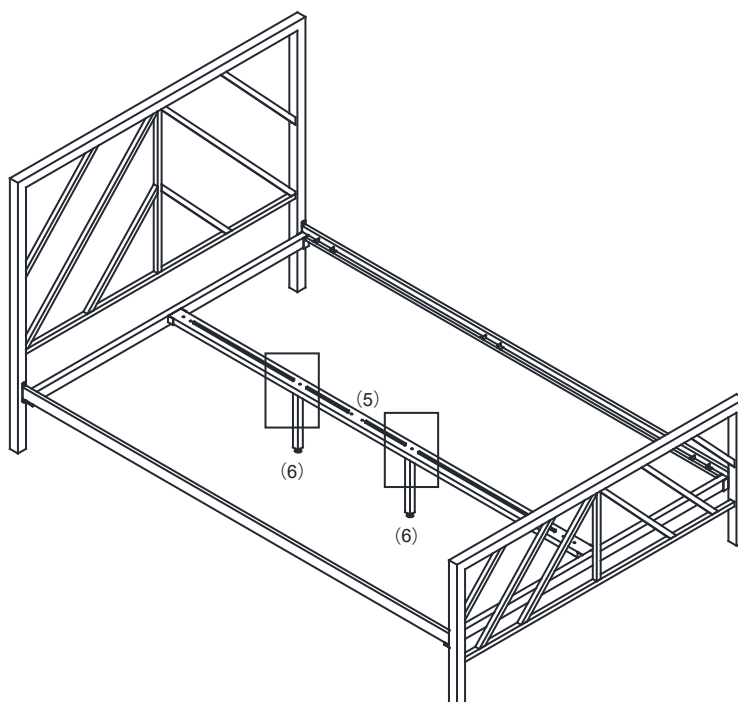
**B x 1** 4mm



**C x 2** Ø6\*18



4



**I x 2** m8x40mm



**G x 1** 5mm

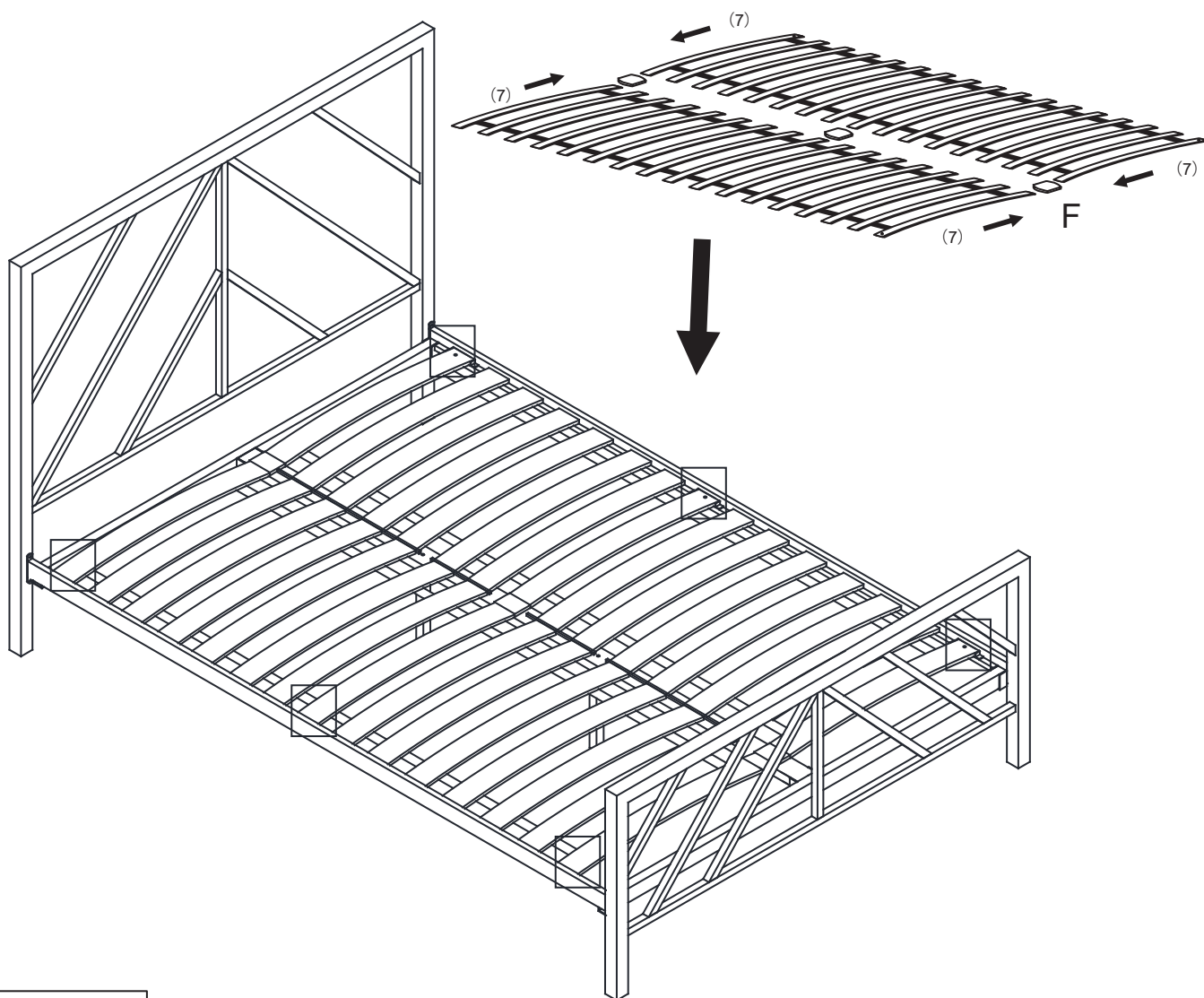
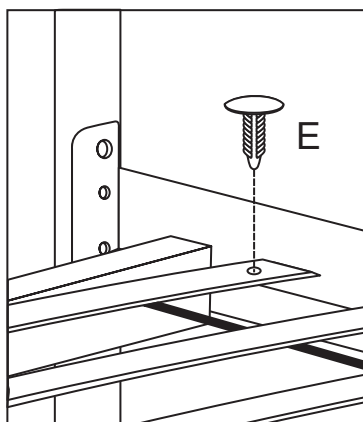


**H x 2** Ø8\*22





5



**E x 6** 6x25mm





next

## PIPER BED

640921/451829/354429/A31631

### Assembly instructions

Inner size

SMALL DOUBLE: L1920 x D1220 mm

DOUBLE: L1920 x D1370 mm

KING: L2020 x D1520mm

SUPER KING: L2020 x D1820 mm

