

# NEXT

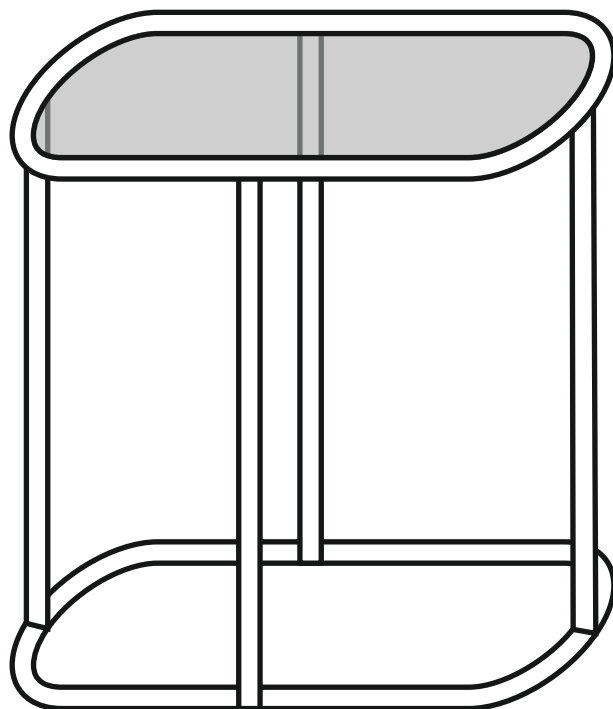

## WROUGHT OVAL NST - AG5294

### Assembly instructions

Actual product size

H54 x W30 x L44 cm

H45 x W25 x L38 cm



**IMPORTANT - RETAIN FOR FUTURE REFERENCE**

### Need Help ?

With: Assembly instruction  
Missing or damaged parts

**CALL: 0333 777 8999**

# WROUGHT OVAL NST AG5294

## Assembly instructions

### BEFORE YOU START

Number of people required to assemble  
Two people are required to assemble this item

**Time to assemble :** 30 minutes



### Do's

We suggest you spend a short time reading through this leaflet before you start. When you are ready to start, make sure that you have the right tools and plenty of space. Unwrap all packaging materials and place the components on a clean surface to protect it from damage. We recommend that the packaging is used to protect the surfaces during assembly. Carefully check that you have all the parts before beginning assembly. Due to the size of this product we recommend that it is assembled in the room intended for use. Ensure the product is fully assembled as illustrated and all fixings fully tightened before use. Wipe occasionally with a soft cloth slightly dampened with water. Then buff with a dry clean soft cloth. Wood will mellow and change colour over time, we recommend that ornaments and items placed on the surface are moved regularly for the first few months to prevent uneven mellowing.

### Dont's

Do not drag or pull your furniture. Do not rub or scrub the surface when cleaning. Do not use silicone based furniture polish. Silicone in furniture polishes can break down the finish. Marble can be somewhat fragile compared to other materials as it is susceptible to scratches, etching and staining. While it may seem difficult to clean marble without the use of abrasive cleaners, it's not. Marble is easy to clean and maintain. Gentle soap and warm water are enough to get the job done. If you make a mess, immediately spot clean any spills in order to prevent staining. The longer a substance is left on top of the marble, the more likely it is to stain.

Never allow any kind of liquid to remain on your furniture. Absorption can cause wood to warp or finishes to de-laminate. Do not place hot items (e.g. hot drinks) directly on the wood surface. Please make sure you use a placemat or coaster.

### Missing parts

If you are missing any fixtures and fittings for your product.. Please contact our customer service team on 0333 777 8999 and they will be happy to arrange for a replacement to be sent to you free of charge.

### Warnings

We suggest you retain these instructions for future reference. Keep fittings out of children's reach and keep children well away from construction area. This product should only be used on firm level ground. Please periodically check all fittings and re-tighten as necessary. Please do not sit or stand on your furniture. Avoid exposing the furniture to excessive heat or direct sunlight as this can cause deterioration of the colour. Unwrap all packaging materials and place the components on top of the carton box or on a clean floor to protect it from damage

### Home Service Technicians

If you have a fault with your product, please contact our customer service team on 0333 777 8999. If you have had the product for 28 days or less you may be offered a replacement, refund or for a fully trained home service technician to visit your home to assess the fault and repair the product where possible. If you have had the product for more than 28 days we will send an independent home service technician to review and repair the product where possible and recommend further action.

You can write to us at  
Home Customer Services  
Next Retail Ltd.  
Desford Road, Leicester,  
LE19 4AT

To view our full furniture range  
please visit [www.next.co.uk](http://www.next.co.uk)

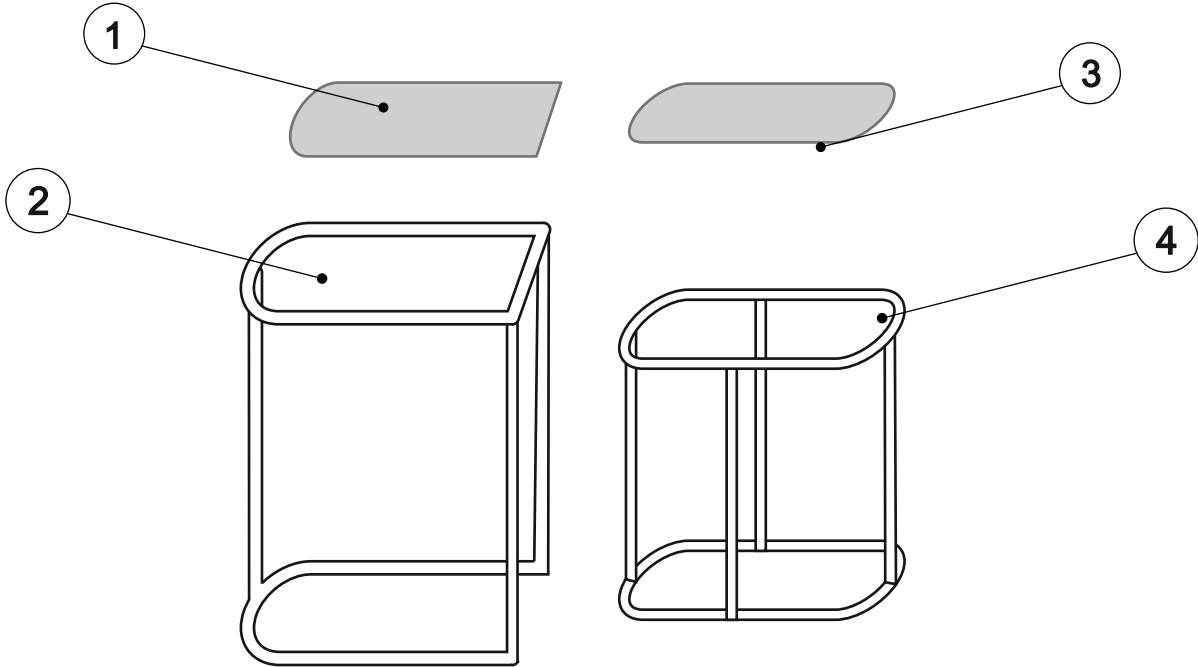
## Need Help ?

**With: Assembly instruction  
Missing or damaged parts**

**CALL: 0333 777 8999**

WROUGHT OVAL NST  
AG5294  
Assembly instructions

GETTING TO KNOW YOUR PRODUCT



H45 x W25 x L38 cm

Product supplied.

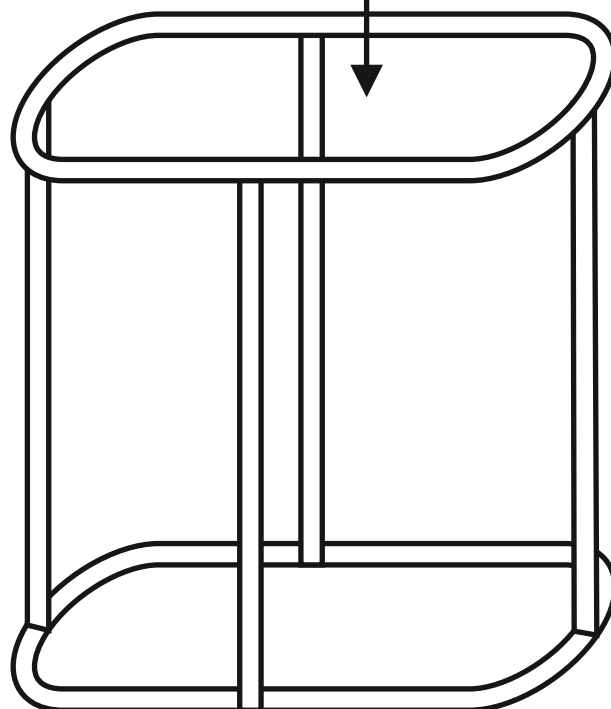



Ref	Dimensions	Visual	Qty	Ctn
1	41 x 28 cm		1	1
2	H54 x W30 x L44 cm		1	1
3	35 x 22.5 cm		1	1
4	H45 x W25 x L38 cm		1	1
5				

# NEXT

## WROUGHT OVAL NST AG5294 Assembly instructions

Actual product size  
H54 x W30 x L44 cm  
H45 x W25 x L38 cm

1.



# NEXT

## WROUGHT OVAL NST AG5294 Assembly instructions

Actual product size

H54 x W30 x L44 cm

H45 x W25 x L38 cm

