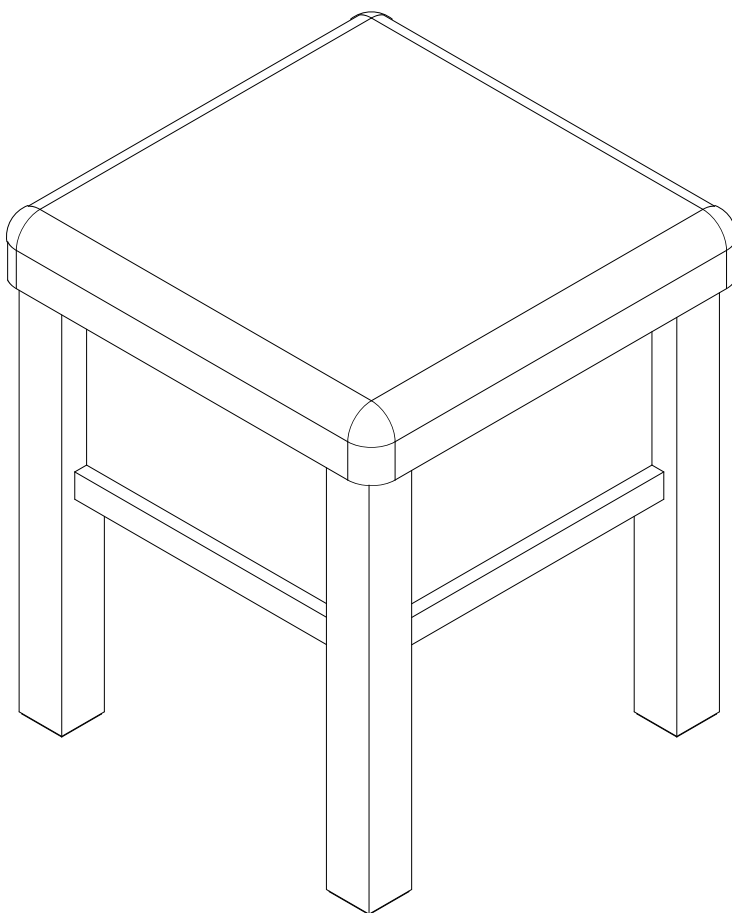


# NEXT

## CHALK MALVERN OAK EFFECT STORAGE STOOL AK3671 Assembly instructions

**Actual product size**  
H48x W41x D41 cm



### Need Help ?

With: Assembly instruction  
Missing or damaged parts

**IMPORTANT - RETAIN FOR FUTURE REFERENCE**

**CALL: 0333 777 8999**

# NEXT

## CHALK MALVERN OAK EFFECT STORAGE STOOL AK3671 Assembly instructions

### BEFORE YOU START

#### Number of people required to assemble

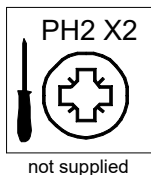
One people is required to assemble this item



**Time to assemble : 15 minutes**



#### Tools required



not supplied

#### Do's

We suggest you spend a short time reading through this leaflet before you start.

When you are ready to start, make sure that you have the right tools and plenty of space.

Unwrap all packaging materials and place the components on a clean surface to protect it from damage, We recommend that the packaging is used to protect the surfaces during assembly.

Carefully check that you have all the parts before beginning assembly.

Due to the size of this product we recomement that it is assembled in the room intended for use.

Ensure the product is fully assembled as illustrated and all fixings fully tightened before use.

Wipe occasionally with a soft cloth slightly dampened with water. Then buff with a dry clean soft cloth.

Wood will mellow and change colour over time, we recommend that ornaments and items placed on the surface are moved regularly for the first few months to prevent uneven mellowing.

#### Don'ts

Do not drag or pull your furniture.

Do not rub or scrub the surface when cleaning.

Do not use silicone based furniture polish. Silicone in furniture polishes can break down the finish.

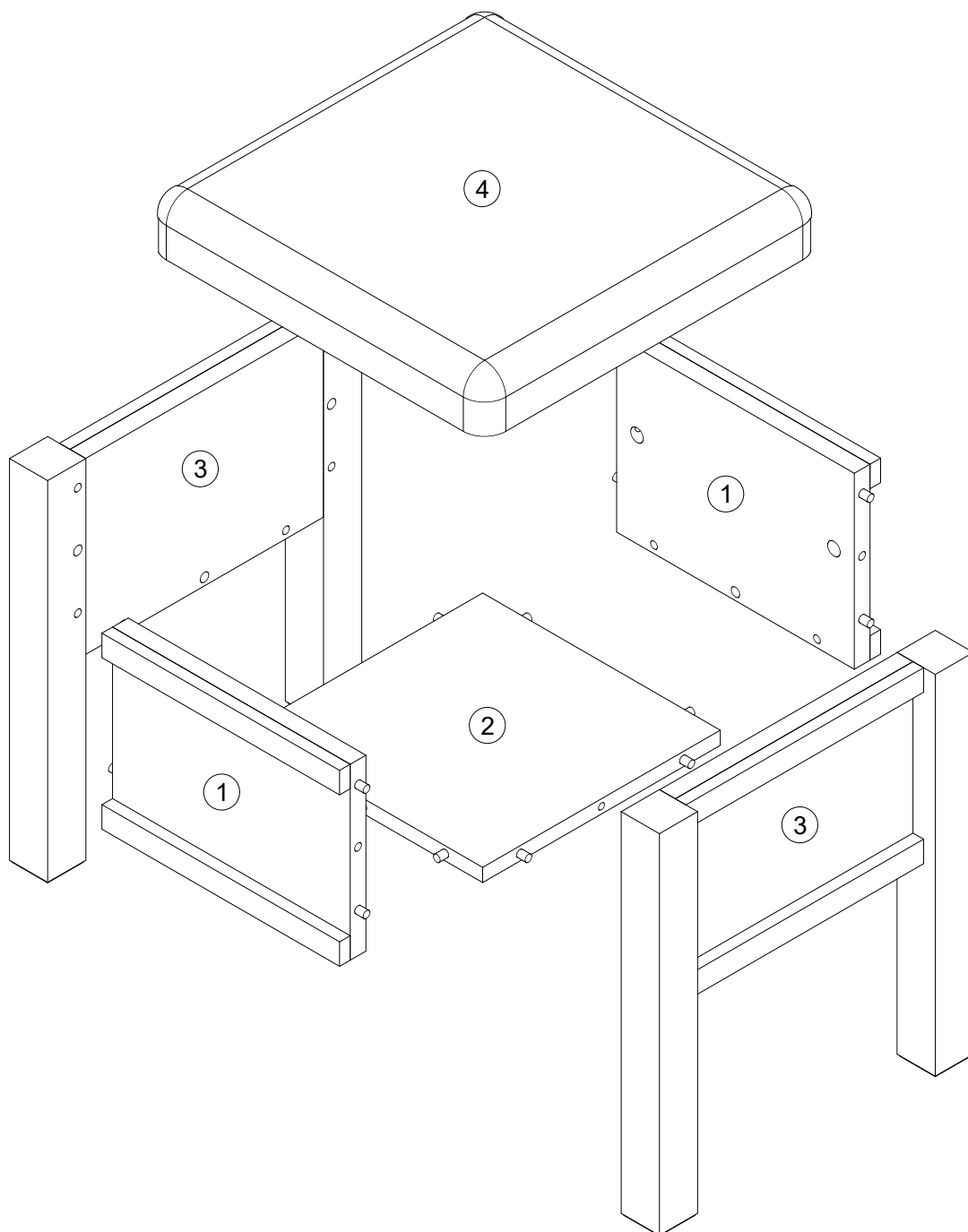
Never allow any kind of liquid to remain on your furniture.  
Absorption can cause wood to warp or finishes to de-laminate.

Do not place hot items (e.g. hot drinks) directly on to the wood surface. Please make sure you use a placemat or coaster.

# NEXT

## CHALK MALVERN OAK EFFECT STORAGE STOOL AK3671 Assembly instructions

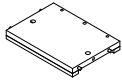
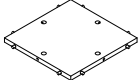
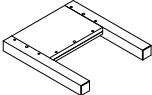
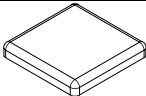
### GETTING TO KNOW YOUR PRODUCT



# NEXT

## CHALK MALVERN OAK EFFECT STORAGE STOOL AK3671 Assembly instructions

Components supplied. Please use this guide if you require replacement parts.

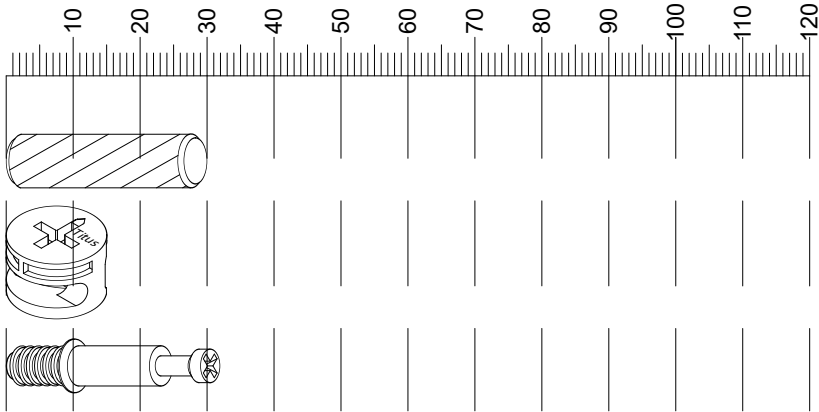
Ref	Dimensions	Visual	Qty	Ctn
1	20x28cm		2	1
2	28x28cm		1	1
3	37x41cm		2	1
4	41x41cm		1	1

NEXT

CHALK MALVERN OAK EFFECT STORAGE STOOL  
AK3671  
Assembly instructions

Fixtures and fittings  
supplied (actual size)

Ref	Dimensions	Qty	Spare Qty
D6	Ø8 x 30mm	N/A	2
B3	Ø15 x 12mm	8	1
B12	Ø7.5 x 33mm	8	1



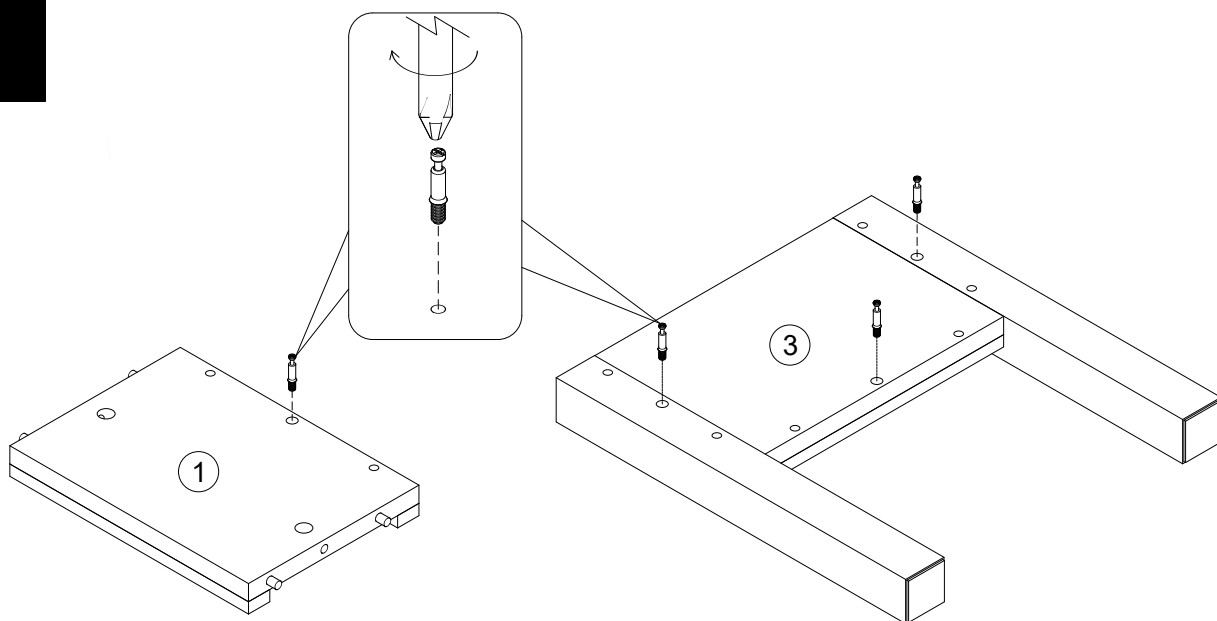
Fixtures and fittings supplied ( not to scale)

Ref	Dimensions	Qty	Spare Qty	Visual
O1	Ø21mm	4	1	

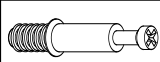

# NEXT

## CHALK MALVERN OAK EFFECT STORAGE STOOL AK3671 Assembly instructions

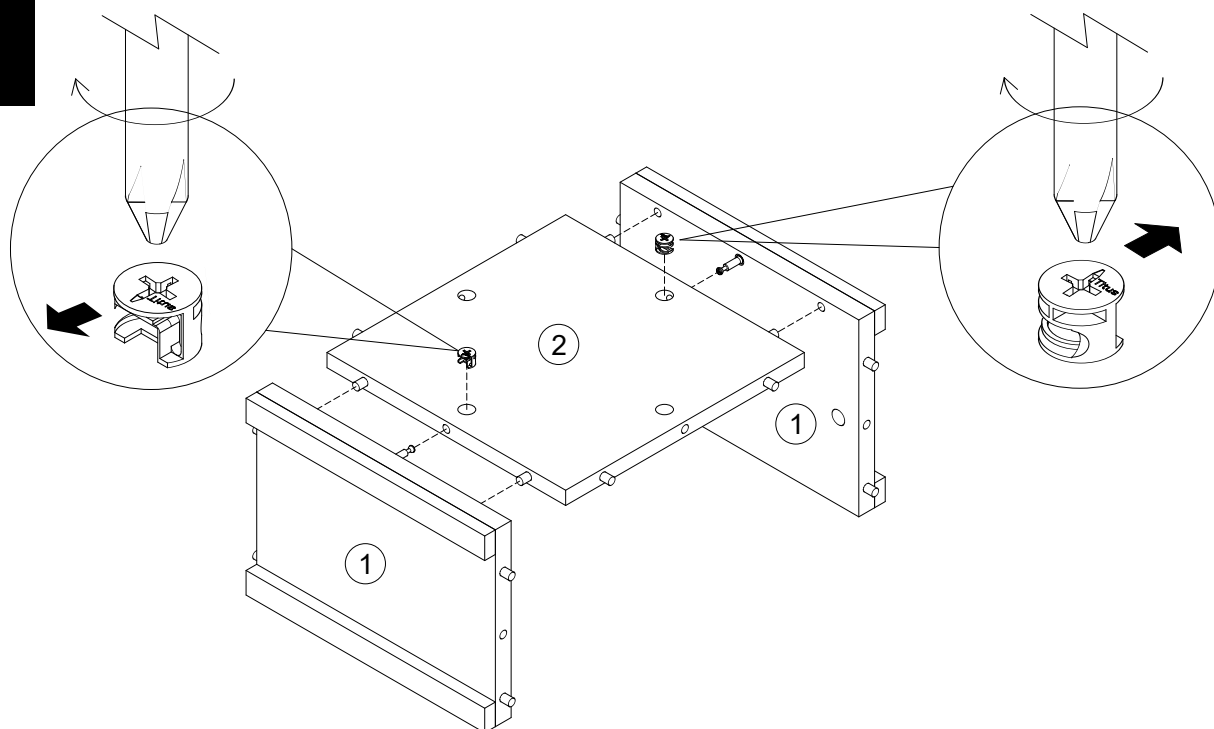
1




X2

B12	Ø7.5 x 33mm	8		 not supplied
-----	-------------	---	---	---

2

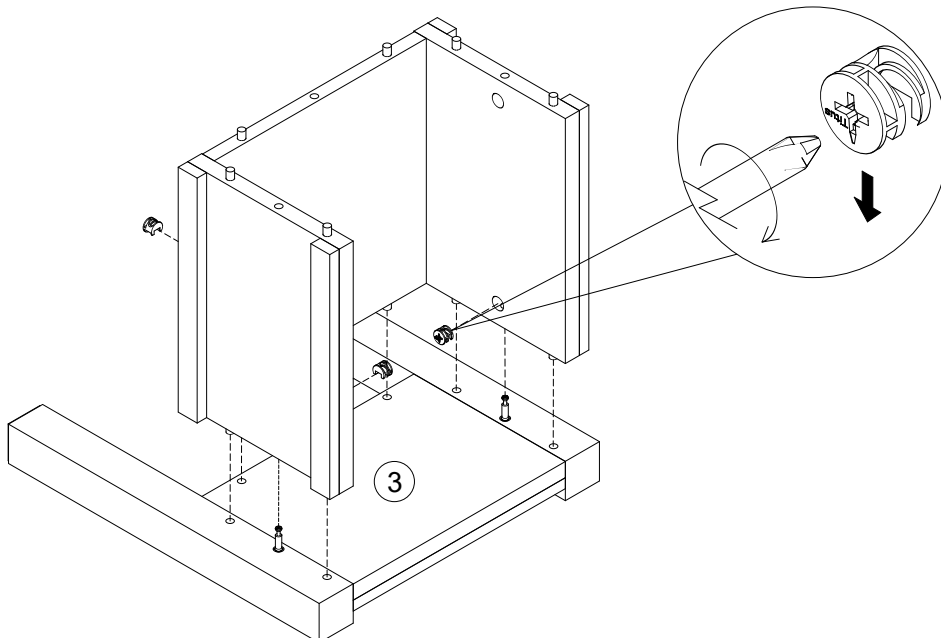


B3	Ø15 x 12mm	2		 not supplied
----	------------	---	---	---

# NEXT

## CHALK MALVERN OAK EFFECT STORAGE STOOL AK3671 Assembly instructions

3



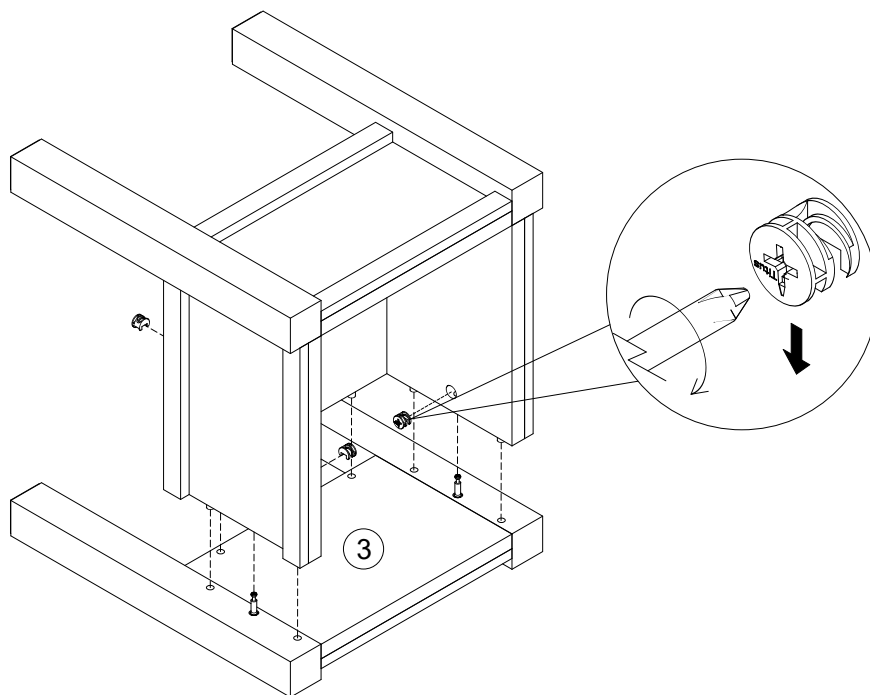
B3

Ø15 x 12mm

3



4



B3

Ø15 x 12mm

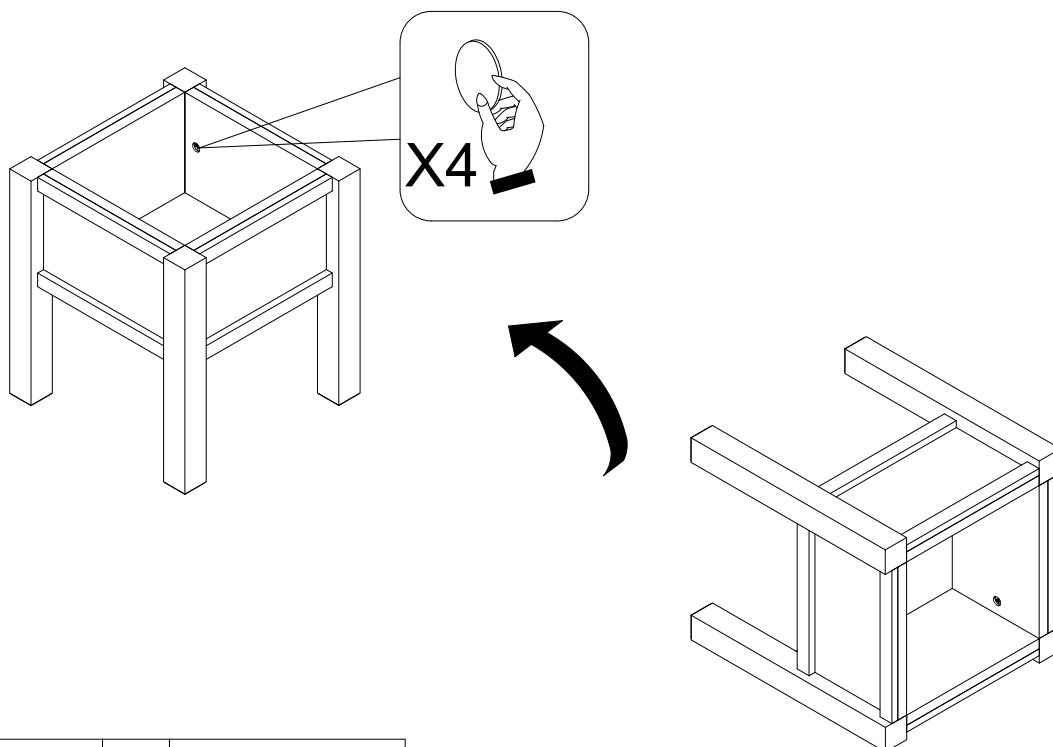
3



# NEXT

## CHALK MALVERN OAK EFFECT STORAGE STOOL AK3671 Assembly instructions

5



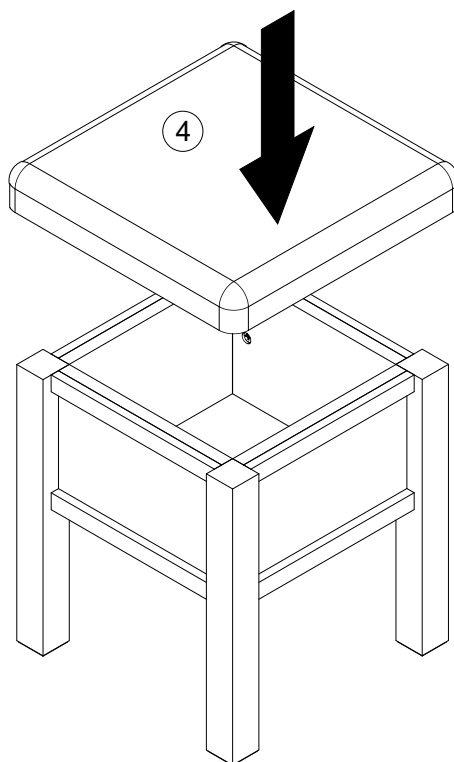
O1

Ø21mm

4



6

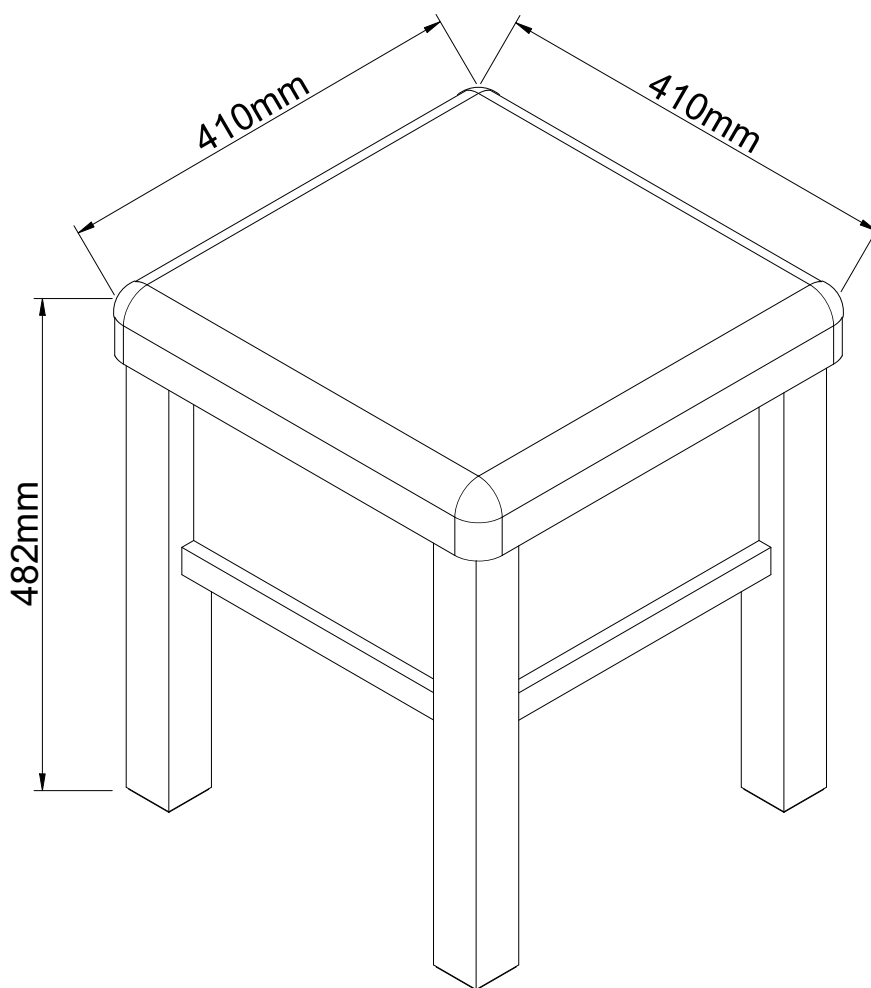




# NEXT

## CHALK MALVERN OAK EFFECT STORAGE STOOL AK3671

**Actual product size**  
H48x W41x D41 cm



# NEXT

## CHALK MALVERN OAK EFFECT STORAGE STOOL AK3671

### Warnings

We suggest you retain these instructions for future reference.

Keep fittings out of children's reach and keep children well away from construction area.

This product should only be used on firm level ground.

Please periodically check all fittings and re-tighten as necessary.

Please do not sit or stand on your furniture.

Avoid exposing the furniture to excessive heat or direct sunlight as this can cause deterioration of the colour.

Unwrap all packaging materials and place the components on top of the carton box or on a clean floor to protect it from damage

### Missing parts

If you are missing any fixtures and fittings for your product. Please contact our customer service team on 0333 777 8999 and they will be happy to arrange for a replacement to be sent to you free of charge.

### Home service technicians

If you have a fault with your product, please contact our customer service team on 0333 777 8999. If you have had the product for 28 days or less you may be offered a replacement, refund or for a fully trained home service technician to visit your home to assess the fault and repair the product where possible. If you have had the product for more than 28 days we will send an independent home service technician to review and repair the product where possible and recommend further action.

### You can write to us at

Home Customer Services  
Next Retail Ltd.  
Desford Road,  
Leicester,  
LE19 4AT

To view our full furniture range please visit [www.next.co.uk](http://www.next.co.uk)