

# BEFORE YOU GET STARTED...

*We're confident you'll love your gorgeous new Next furniture. However, it's worth making absolutely certain before you put it all together.*

*So, let's quickly run through these three steps:*

## 1. COLOUR

Make sure you're happy with the colour  
No need to unpack everything, just check the first component.

## 2. PROTECTIVE PACKAGING

If you're happy, then it's time to get opening! Start by laying everything out on the protective packaging – this will prevent anything getting scratched.

## 3. PARTS PAGE

Finally, double check you have all the pieces by referencing the parts page of the instructions.

## TIPS FOR RETURNS

Not completely happy with the product? No problem.  
We just need everything back in the original packaging, so follow the steps below and this will ensure a super-smooth returns process and no delay to your refund.

DO



- Check everything is there (the 'parts page' is a handy checklist).
- Pop all the loose fittings and fixtures into the packaging provided or tie them up in a plastic bag.
- Wrap all the big components back up in the original protective packaging.
- Close up the box and seal it securely (don't be afraid to use plenty of tape).

DON'T



- Leave anything assembled - all components should be dismantled and separately packed.
- Put loose fixtures and fittings straight into the box.
- Throw it back in the box carelessly – as it may get damaged.

NEXT  
HOME

Then just give us a call on 0333 777 8999 and we'll sort out a pick up time for you.


NEXT

JAXON RISE & RECLINER

Assembly instructions

Actual product size

Chair : H99.5×W87×D91 CM    46.5KG  
HS-8514C



Item number	Fabric name	Fabric composition
E12108	Soft Velvet Rust	100% polyester
E12118	Fine Chenille mink	100% polyester

Need Help?

With: Assembly instructions  
Missing or damaged parts

IMPORTANT – RETAIN FOR FUTURE REFERENCE

CALL: 0333 777 8999

# NEXT JAXON RISE & RECLINER

## Assembly instructions

### BEFORE YOU START

#### Warnings

We suggest you retain these instructions for future reference.  
Keep fittings out of children's reach and keep children well away from construction area.  
This product should only be used on firm level ground.  
Please periodically check all fittings and re-tighten as necessary.  
Please do not jump or stand on your furniture.  
Avoid exposing the furniture to excessive heat or direct sunlight as this can cause damage to the materials and deterioration of the color.  
Do not use this item if components are missing or broken  
This product is not suitable for outdoor use

#### Do's

We suggest you spend a short time reading through this leaflet before you start.  
When you are ready to start, make sure that you have the right tools and plenty of space.  
Unwrap all packaging materials and place the components on a clean surface to protect them from damage.  
We recommend that the packaging is used to protect the surfaces during assembly  
Carefully check that you have all the parts before beginning assembly.  
Ensure the product is fully assembled as illustrated and all fixings fully tightened before use.  
Check fixings regularly to ensure they remain tight  
Always wipe dry after cleaning.  
Keep away from strong heat sources.  
Regularly check that the protective feet on the legs are fitted before use.  
To clean your items, please lightly wipe with a slightly dampened cloth  
For leather items dust regularly with a soft cloth, preferably once a week, to keep the leather pores free from dust particles  
For velvet items use a soft brush lightly dress the fabric. Lightly wipe with a slightly dampened cloth to clean.  
For velvet items avoid scratching the fabric as the pile may not recover and permanently mark it.

#### Don'ts

Do not drag your furniture.  
Do not use silicone based furniture polish. Silicone in furniture polishes can break down the lacquer finish  
Never allow any kind of liquid to remain on your furniture.  
Absorption can cause materials to warp or finishes to de-laminate or stain.  
Do not stand or lean back on your chairs.

#### Number of people required to assemble

We recommend two people assemble this product.



**Time to assemble: 15 minutes**



#### Missing parts

If you are missing any fixtures and fittings for your product please contact our customer service team on 0333 777 8999 and they will be happy to arrange for a replacement to be sent to you free of charge.

#### Home service technicians

If you have a fault with your product please contact our customer service team on 0333 777 8999. If you have had the product for 28 days or less you may be offered a replacement, refund or for a fully trained home service technician to visit your home to assess the fault and repair the product where possible. If you have had the product for more than 28 days we will send an independent home service technician to review and repair the product where possible and recommend further action.

#### You can write to us at

Home Customer Services  
Next Retail Ltd,  
Desford Road,  
Leicester,  
LE19 4 AT

To view our full furniture range please visit [www.next.co.uk](http://www.next.co.uk)

**IMPORTANT, READ CAREFULLY, RETAIN FOR FUTURE REFERENCE LIMITED**

**WEIGHT: NO MORE THAN 110KG**

**CONFORM TO BS 8474:2013**

**WARNING:**

1. This is an electrical item and should be treated with caution.
2. Always ensure that there is nothing to obstruct the free movement of the chair, for example children or pets, or solid objects, e.g. a wall.
3. This appliance can be used by children aged from 8 years and above and persons with reduced physical, sensory or mental capabilities or lack of experience and knowledge if they have been given supervision or instruction concerning use of the appliance in a safe way and understand the hazards involved.  
  
Children shall not play with the appliance.  
Cleaning and user maintenance shall not be made by children.
4. Take care when adjusting positions to avoid trapping or pinching of body parts.
5. Do not sit on footrest.
6. Only the occupant or a responsible person should operate the chair.



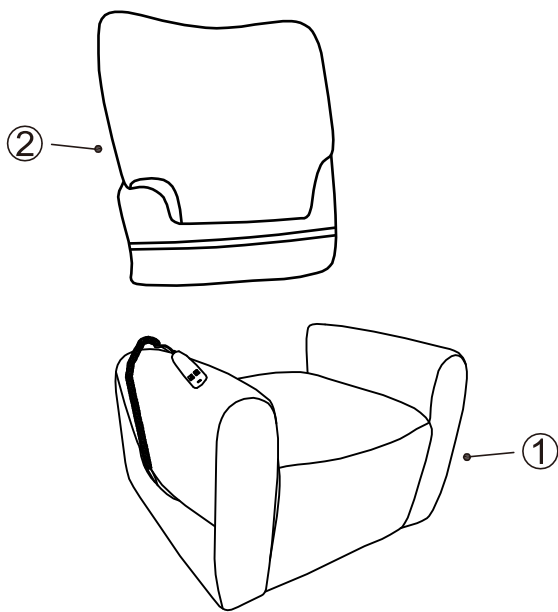
7. Exercise care when lowering into the chair as shock loads can severely damage the chair and the mechanism.
8. It should be returned to the seated position when the chair is not in use.
9. Power cable can become a tripping hazard.
10. If a cable or adapter is damaged it should be replaced by a qualified person.
11. Do not use this product outside or in places with high humidity.
12. The motion should be returned to the upward position when the chair is not in use.

NEXT

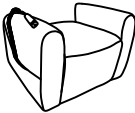

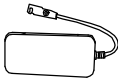

JAXON RISE & RECLINER

Assembly instructions

GETTING TO KNOW YOUR PRODUCT



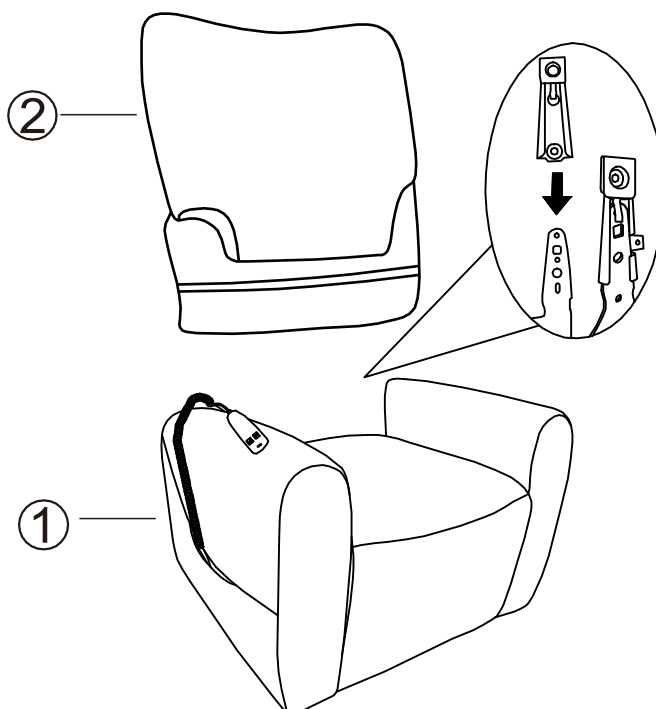
Components supplied. Please use this guide if you require replacement parts.

Ref	Dimension	Visual	Qty
1	Seat: H48×W50×D58CM		1
2	Back: 60×76×19CM		1
3	Transformer:		1
4	Power Cable:		1

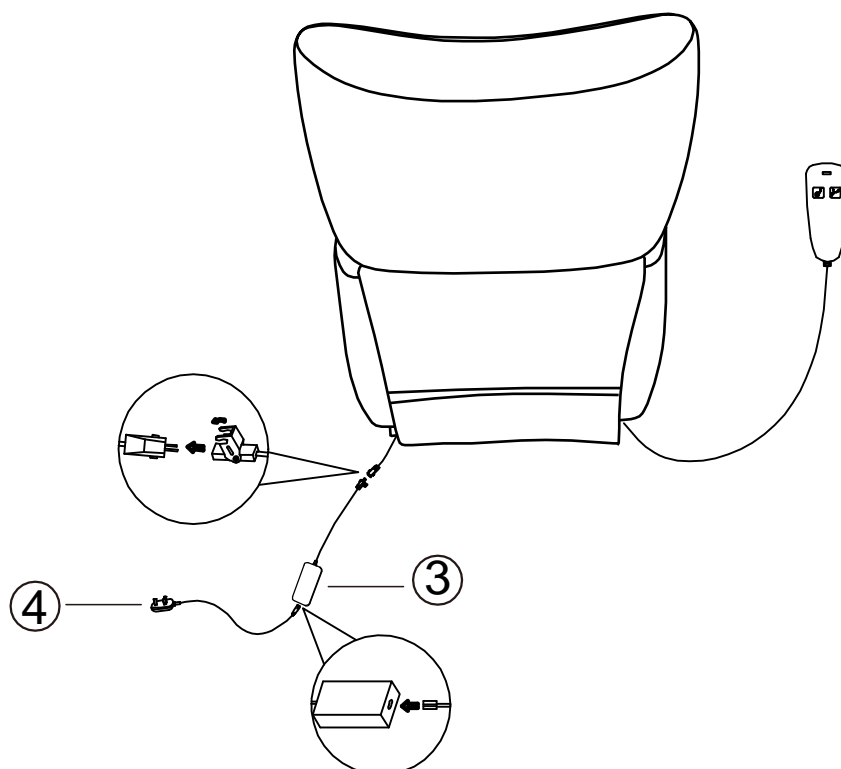
# NEXT JAXON RISE & RECLINER

Assembly instructions

1



2



# NEXT

## JAXON RISE & RECLINER

Assembly instructions

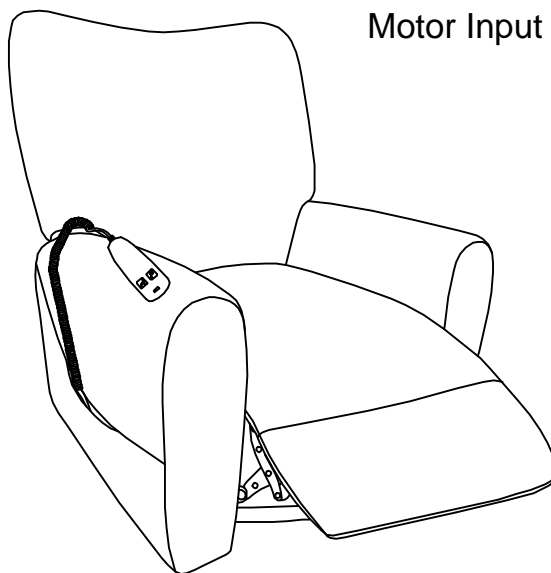
3

Notes:

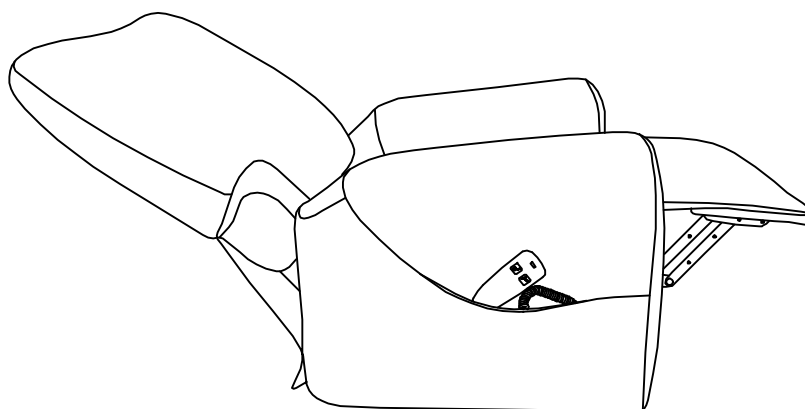
Adapter Input: 100-240VAC,  
50-60Hz, 2.0A

Output: 29.0V 1.8A

Motor Input Voltage: 24-29V, 100W



4

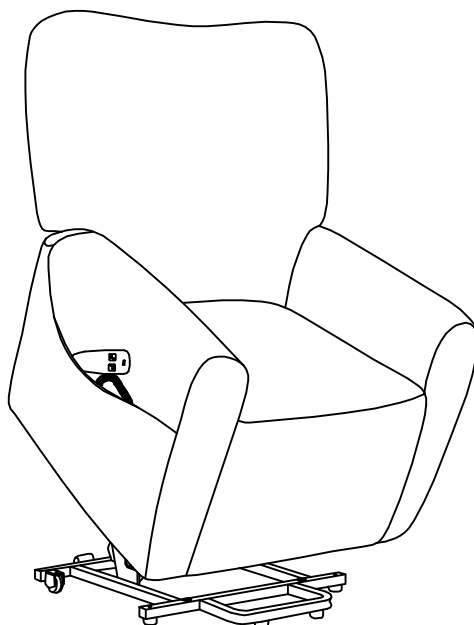


# NEXT

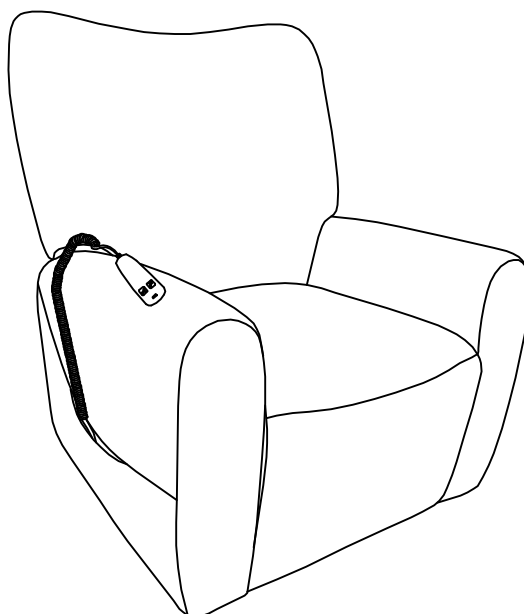
## JAXON RISE & RECLINER

Assembly instructions

5



6



# NEXT

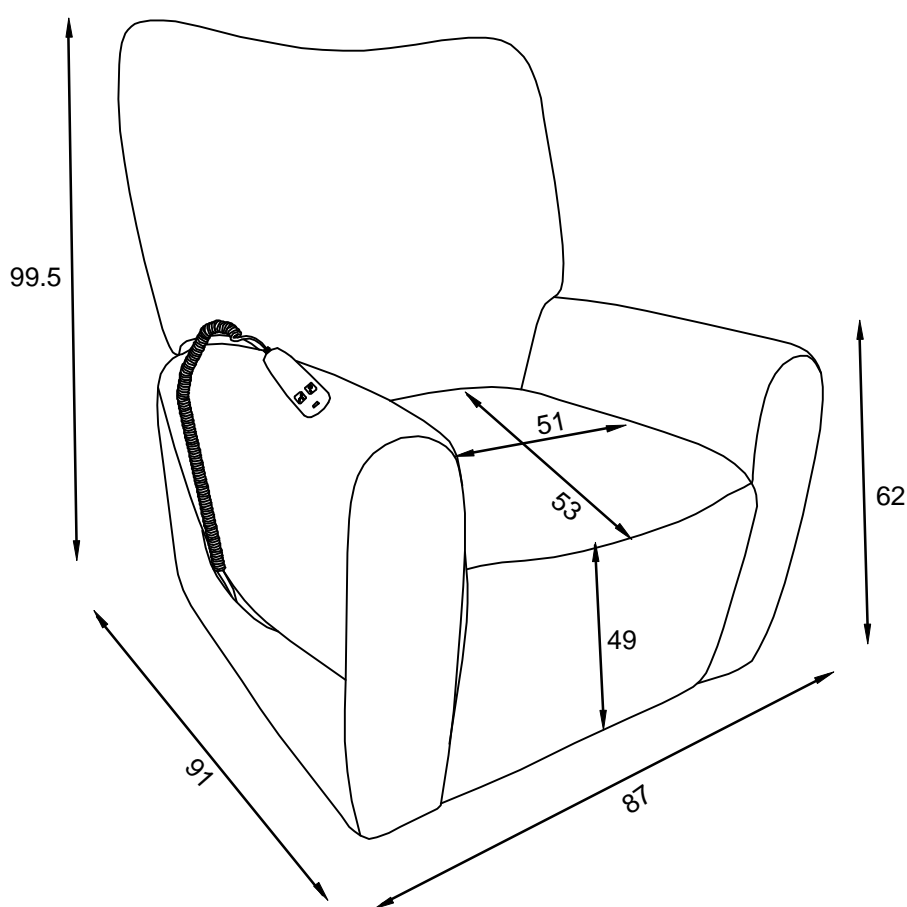
## JAXON RISE & RECLINER

Assembly instructions

### Actual product size

Chair : H102×W84×D92 CM 46.5KG

CAUTION:Maxium weight capacity of this chair is 110kg.



NEXT

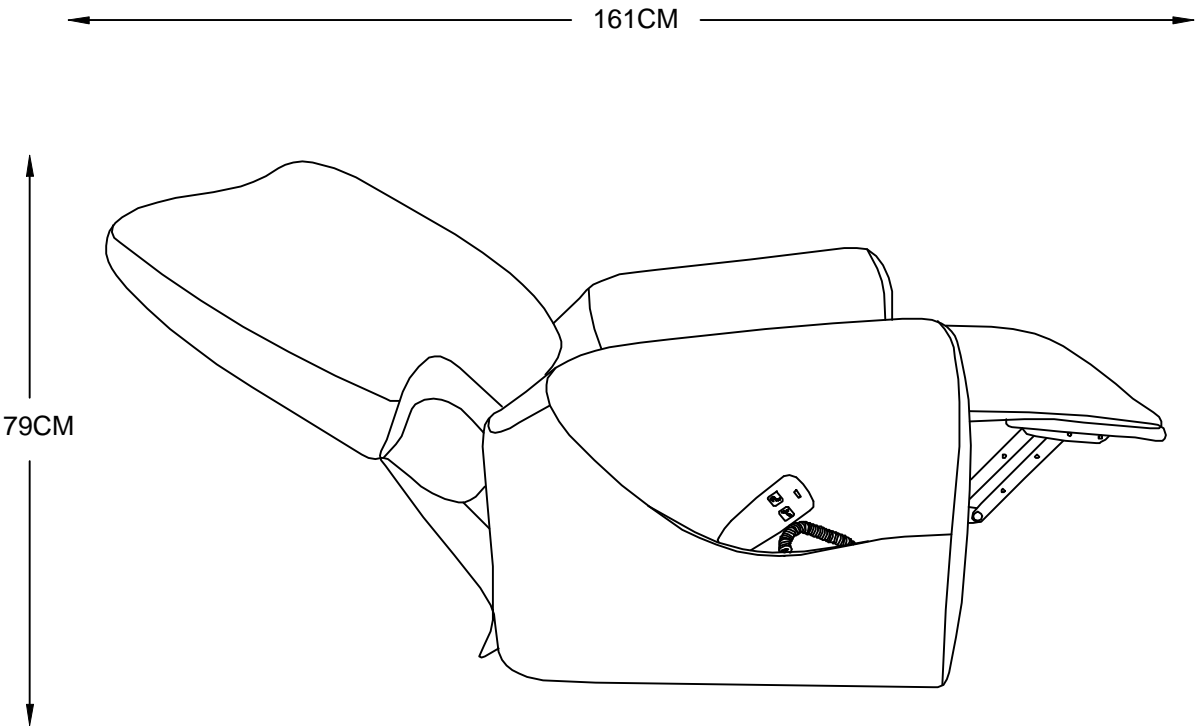
JAXON RISE & RECLINER


Assembly instructions

Actual product size

Chair : H99.5×W87×D91 CM    46.5KG

CAUTION:Maxium weight capacity of this chair is 110kg.



Correct Disposal of this product	
	<p>This marking indicates that this product should not be disposed with other household wastes throughout the EU. To prevent possible harm to the environment or human health from uncontrolled waste disposal, recycle it responsibly to promote the sustainable reuse of material resources. To return your used device, please use the return and collection systems or contact the retailer where the product was purchased. They can take this product for environmental safe recycling.</p>
Directive 2002/96/EC	