

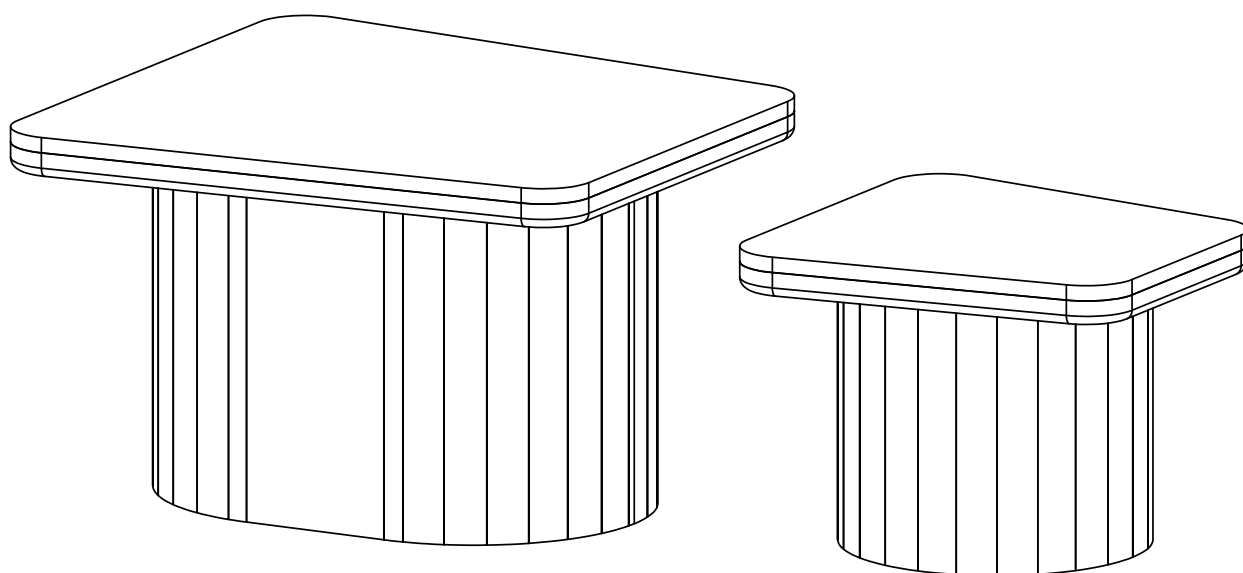
# NEXT

## SET OF 2 BLACK COFFEE- E62274

Actual product size

H38 x W60 x D58cm

H30 x W40 x D40cm



**IMPORTANT — RETAIN FOR FUTURE REFERENCE**

**Need Help ?**

With: Assembly instruction

Missing or damaged parts

CALL: 0333 777 8999

# SET OF 2 BLACK COFFEE- E62274

## Assembly instructions

## BEFORE YOU START

Number of people required to assemble

### Do's

We suggest you spend a short time reading through this leaflet before you start. When you are ready to start, make sure that you have the right tools and plenty of space. Unwrap all packaging materials and place the components on a clean surface to protect it from damage. We recommend that the packaging is used to protect the surfaces during assembly. Carefully check that you have all the parts before beginning assembly. Due to the size of the product we recommend that it is assembled in the room intended for use. Ensure the product is fully assembled as illustrated and all fixings fully tightened before use. Check fixings regularly to ensure they remain tight. Wood will mellow and change colour over time, we recommend that ornaments and items placed on the surface are moved regularly for the first few months to prevent uneven mellowing. To clean your item, please use a soft cloth slightly dampened with water and wipe clean. Then buff with a dry clean cloth. When cleaning glass panels use a damp cloth with washing up liquid or soft soap if necessary. Do not use washing powders or any other substances containing abrasives since these substances can scratch the glass. The glass used in this product is toughened and complies with BS EN 12150-1:2009

### Dont's

When moving furniture never drag the pieces across the floor, as this will cause damage to the joints. Apply Adhesive substrates for example, sticky tape to the product. Do not use silicone based furniture polish. Silicone in furniture polishes can break down the lacquer finish. Ensure that the product is protected with mats & coasters when items are placed on its surface. Never put hot dishes directly onto wooden or glass surfaces as this may mark the furniture. Never allow any kind of liquid to remain on your furniture. Absorption can cause finishes to de-laminate and or stain. If the glass is chipped or broken, stop using the product and consult Next. Do not place very hot or very cold items on the glass surface, unless adequately thick table mats are used to prevent such items from coming into contact with the glass. Do not use glass as a chopping surface. Do not strike the glass with hard or pointed items

### Warnings

We suggest you retain these instructions for future reference. Keep fittings out of children's reach and keep children well away from construction area. This product should only be used on firm, level ground. Please periodically check all fittings and re-tighten as necessary. Please do not sit or stand on your table. Avoid exposing the furniture to excessive heat or direct sunlight as this can cause cracking of the wood and deterioration of the colour. Unwrap all packaging materials and place the components on top of the carton box or on a clean floor to protect it from damage.

### Home Service Technicians

If you have a fault with your product, please contact our customer service team on **0333 777 8999**. If you have had the product for 28 days or less you may be offered a replacement, refund or for a fully trained home service technician to visit your home to assess the fault and repair the product where possible. If you have had the product for more than 28 days we will send an independent home service technician to review and repair the product where possible and recommend further action.

### Missing parts

If you are missing any fixtures and fittings for your product.. Please contact our customer service team on 0333 777 8999 and they will be happy to arrange for a replacement to be sent to you free of charge.

### You can write to us at

Home Customer Services  
Next Retail Ltd.  
Desford Road,  
Leicester,  
LE19 4AT

To view our full furniture range please visit [www.next.co.uk](http://www.next.co.uk)

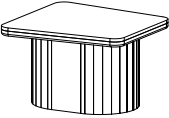
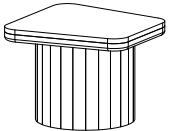
## Need Help ?

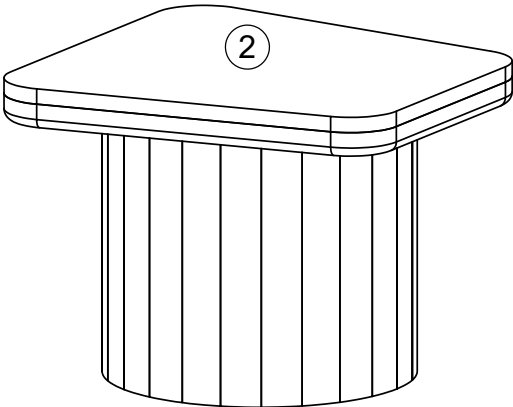
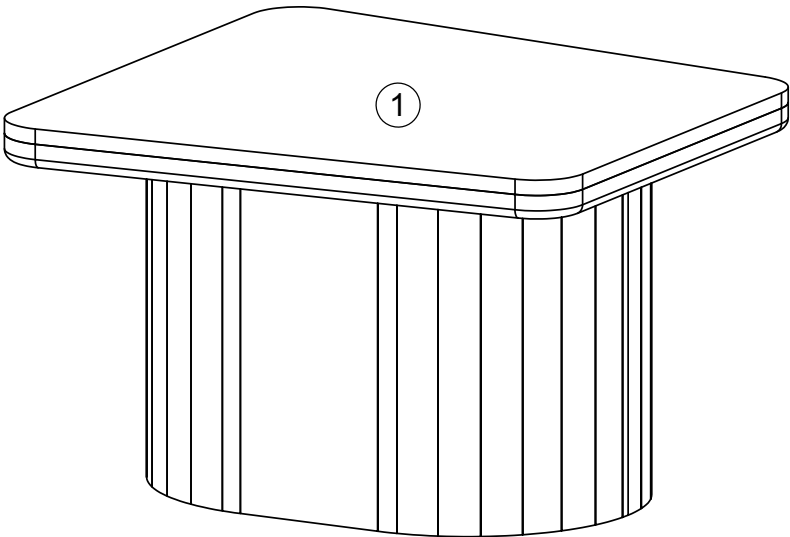
With: Assembly instruction  
Missing or damaged parts  
**CALL: 0333 777 8999**

SET OF 2 BLACK COFFEE- E62274

Assembly instructions

Components supplied. Please use this guide if you require replacement parts.

Ref	Dimensions	Visual	Qty	Ctn
1	600x400x380mm		1	1
2	400x400x300mm		1	2



# NEXT

## SET OF 2 CENTER TABLE- E62274

Actual product size  
H38 x W60 x D58cm  
H30 x W40 x D40cm

