


705940

Clifton II Charcoal Black and Dark Travertine Coffee Table Large 75cm

SINCE  1972

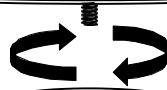
LIBRA

DISTINCTIVE INTERIORS




Marble Top

A



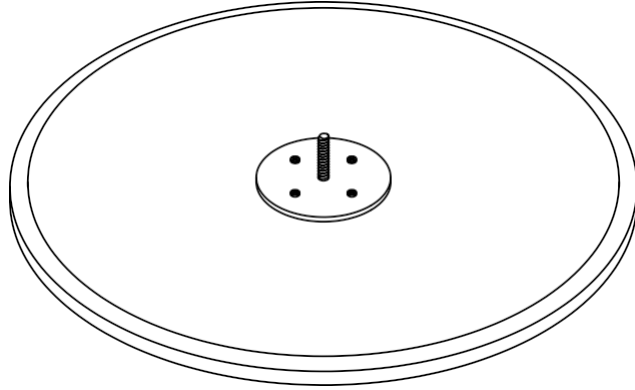
Metal Base

B



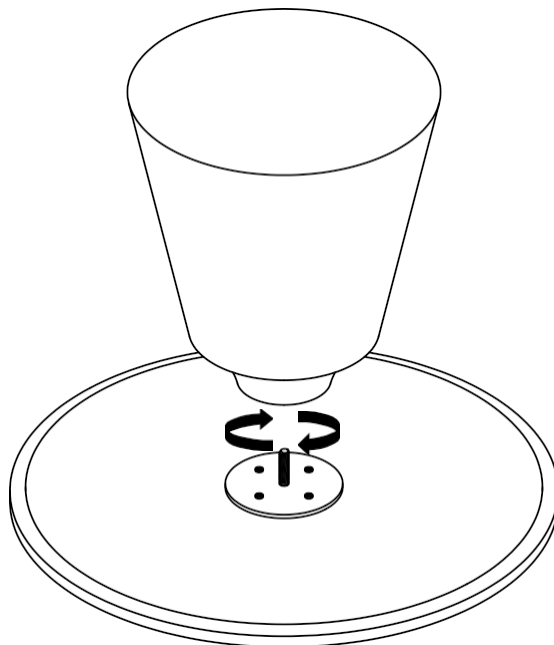
STEP 1

Place the marble top upside down onto the floor




STEP 2

Place the metal base upside down onto the marble top, ensuring the hole is aligned. lower into the hole and turn clockwise to tighten.



Final Product Image



Now your product is ready for use.

CLEANING & CARE

- Dust regularly with a dry cloth.
- Wipe clean with a damp cloth.
- Do not use abrasive cleaners.
- Do not use chemical cleaners
- Retain these instructions for reference

