


NEXT

LUCCA SWIVEL CHAIR

Assembly instructions

Actual product size

H76xW82xD100CM



Item number	Fabric name	Fabric composition
D91505	Soft Velvet Rust	100% polyester
N57541	Soft Velvet Ochre	100% polyester
N00721	Plush Chenille Moss Green	100% polyester
115357	Soft Cosy Boucle Ivory	100% polyester
E68189	Faux Fur Mink	100% polyester
E68184	Vintaged Faux Leather Light Brown	100% polyester
F66272	Alaska Faux Fur Leopard Print	100% polyester
H00496	Chunky Chenille Multi Weave Natural and Rust	100% polyester
V66510	Lattice Boucle Natural	100% polyester
G96598	Easton Faux Leather Dark Brown	100% polyester

IMPORTANT RETAIN FOR FUTURE REFERENCE

Need Help?

With: Assembly instructions
Missing or damaged parts

CALL: 0333 777 8999

LUCCA SWIVEL CHAIR

Assembly instructions

BEFORE YOU START

This product is fully assembled



Do's

We suggest you spend a short time reading through this leaflet before you start.

When you are ready to start, make sure that you have the right tools and space.

Unwrap all packaging materials and place the components on a clean surface to protect it from damage,

We recommend that the packaging is used to protect the surfaces during assembly.

Carefully check that you have all the parts before beginning assembly. Ensure the product is fully assembled as illustrated and all fixings fully tightened before use. Check fixings regularly to ensure they remain tight. Always wipe dry after cleaning.

For the PU chairs, please lightly brush clean or lightly wipe with a slightly dampened cloth. Keep away from strong heat sources. Occasional overall cleaning should be carried out approximately once a month by using a slightly damp-ened soft cloth. Then buff with a dry clean soft cloth.

Don'ts

Never allow any kind of liquid to remain on your furniture. Absorption can cause wood to warp or finishes to de-laminate.

Do not stand or lean back on your chairs.

Do not use silicone based furniture polish. Silicone in furniture polishes can break down the lacquer finish.

Missing parts

If you are missing any fixtures and fittings for your product please contact our customer service team on 0333 777 8999 and they will be happy to arrange for a replacement to be sent to you free of charge.

Warnings

We suggest you retain these instructions for future reference. Keep fittings out of children's reach and keep children well away from construction area.

This product should only be used on firm level ground. Please periodically check all fittings and re-tighten as necessary.

Avoid exposing the furniture to excessive heat or direct sunlight as this can cause cracking of the wood and deterioration of the colour.

Unwrap all packaging materials and place the components top of the carton box or on a clean floor to protect it from damage.

Home service technicians

If you have a fault with your product please contact our customer service team on 0333 777 8999. If you have had the product for 28 days or less you may be offered a replacement, refund or for a fully trained home service technician to visit your home to assess the fault and repair the product where possible. If you have had the product for more than 28 days we will send an independant home service technician to review and repair the product where possible and recommend further action.

You can write to us at

Home Customer Services
Next Retail Ltd,
Desford Road,
Leicester
Le194 AT

To view our full furniture range
please visit www.next.co.uk

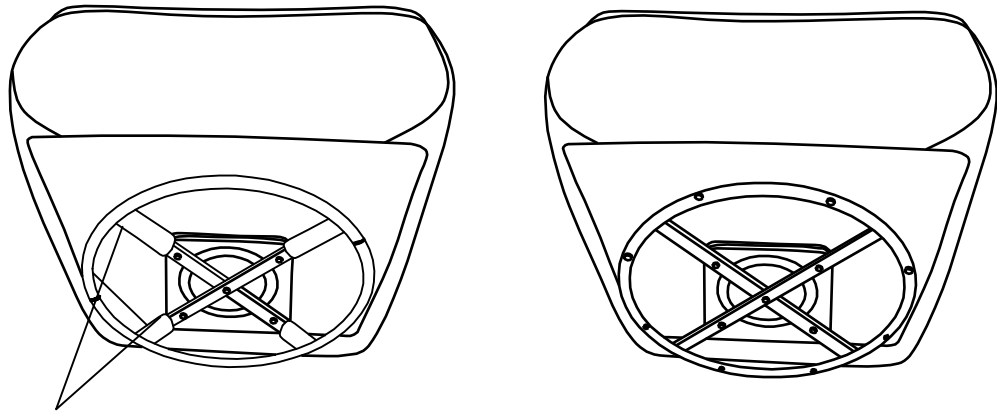
Need Help?

With: Assembly instructions
Missing or damaged parts
CALL: 0333 777 8999

LUCCA SWIVEL CHAIR

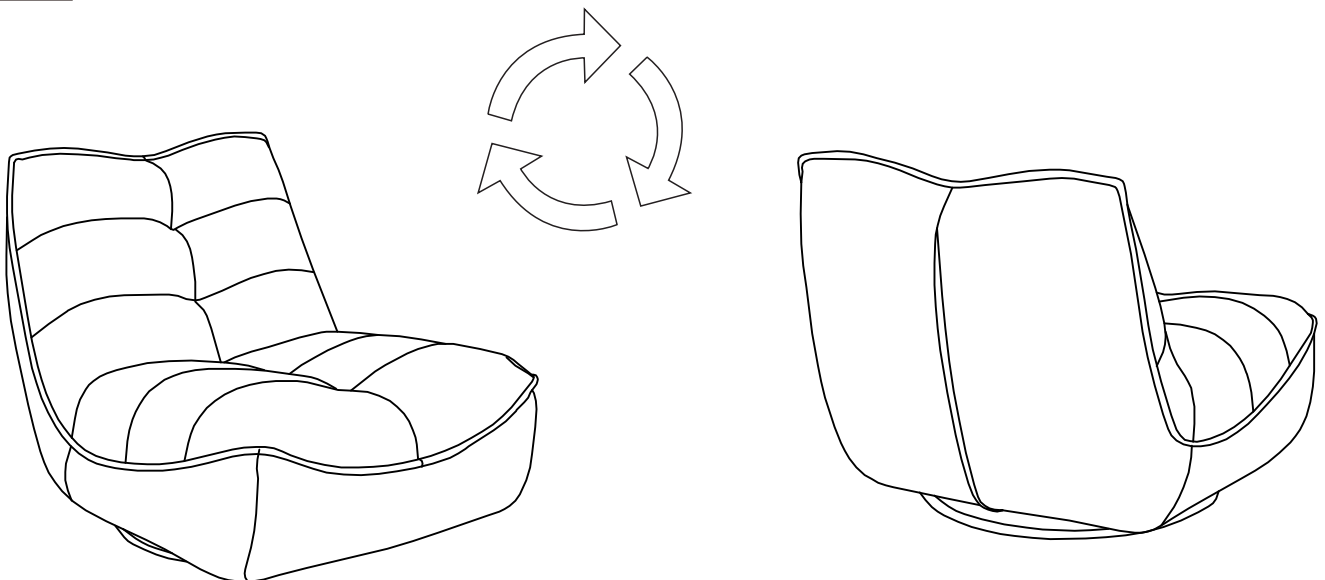
Assembly instructions

1



Remove the EPE pipe

2



NEXT

LUCCA SWIVEL CHAIR

Assembly instructions

Actual product size

H76xW82xD100CM

CAUTION: Maxium weight capacity of this chair is 130kg.

