


# NEXT

## KAYDEN SOFA

Assembly instructions

Actual product size

H80xW140xD82CM



Item number	Fabric name-Leg	Fabric composition
N33825	Plush Chenille Moss Green with Bronx Walnut Effect legs	100% polyester
N33826	Tweedy Plain Light Natural with Bronx Walnut Effect legs	100% polyester
K95654	Soft Cosy Boucle Mid Natural with Oak Effect Legs	100% polyester
K95634	Tweedy Plain Dark Grey with Bronx Walnut legs	100% polyester
H78634	Distressed Chenille Cinnamon with Dark Oak Legs	100% polyester

**IMPORTANT RETAIN FOR FUTURE REFERENCE**

## Need Help?

With: Assembly instructions  
Missing or damaged parts


CALL: 0333 777 8999

# BEFORE YOU START

Number of people required to assemble

Two people are required to assemble this item

**Time to assemble:** 15 minutes



## Do's

We suggest you spend a short time reading through this leaflet before you start.

When you are ready to start, make sure that you have the right tools and plenty of space.

Unwrap all packaging materials and place the components on a clean surface to protect it from damage. We recommend that the packaging is used to protect the surfaces during assembly.

Carefully check that you have all the parts before beginning assembly.

Ensure the product is fully assembled as illustrated and all fixings fully tightened before use.

Check fixings regularly to ensure they remain tight.

Always wipe dry after cleaning.

For fabric sofas, our fixed cover fabric sofas can be cleaned by using water and a neutral soap to remove stains. Always test the treatment on a concealed area first. For loose cover please reference the care label inside the cover for guidance.

For PU sofas, please lightly brush clean or lightly wipe with a slightly dampened cloth. Keep away from strong heat sources. Occasional overall cleaning should be carried out approximately once a month by using a slightly damp-ened soft cloth. Then buff with a dry clean soft cloth.

For upholstery with removable seating cushions, to ensure your sofa continues to look great, it is important to regularly: Plump cushions to prevent creasing, attening and distortion of the cushion border. Turn reversible cushions to ensure even wear. Swap the left and right cushions to balance out wear to the covers and llings. Please note your foam cushions will soften slightly within the rst few weeks of use. This will not affect their durability.

## Don'ts

Never allow any kind of liquid to remain on your furniture.

Absorption can cause wood to warp or finishes to delaminate.

Do not use silicone based furniture polish.

Silicone in furniture polishes can break down the lacquer finish.

## Missing parts

If you are missing any fixtures and fittings for your product. Please contact our customer service team on 0333 777 8999 and they will be happy to arrange for a replacement to be sent to you free of charge.

## KAYDEN SOFA Assembly instructions

## Warnings

We suggest you retain these instructions for future reference. Keep fittings out of children's reach and keep children well away from construction area.

Please periodically check all fittings and re-tighten as necessary.

Upholstered furniture should not be exposed to direct sunlight for long periods.

Please do not place your upholstery in direct contact with a strong heat source.

Leave a 30cm gap between upholstery and radiators.

Please do not allow children to jump up and down on the upholstery.

Avoid allowing pets on the upholstery as their claws may cause damage to the leather/fabric.

Avoid sitting on the arms of the upholstery or on the front edge of the seat as this can compress the foam and damage the frame of your upholstery causing premature wear and distortion.

When your new sofa arrives, you may notice that some of the cushions may have been creased or squashed during transit.

This can be simply corrected by gently patting the cushions back into shape to redistribute the filling and reshape the covering.

## Home Service Technicians

If you have a fault with your product, please contact our customer service team on 0333 777 8999.

If you have had the product for 28 days or less you may be offered a replacement, refund or for a fully trained home service technician to visit your home to assess the fault and repair the product where possible.

If you have had the product for more than 28 days we will send an independent home service technician to review and repair the product where possible and recommend further action.

## You can write to us at

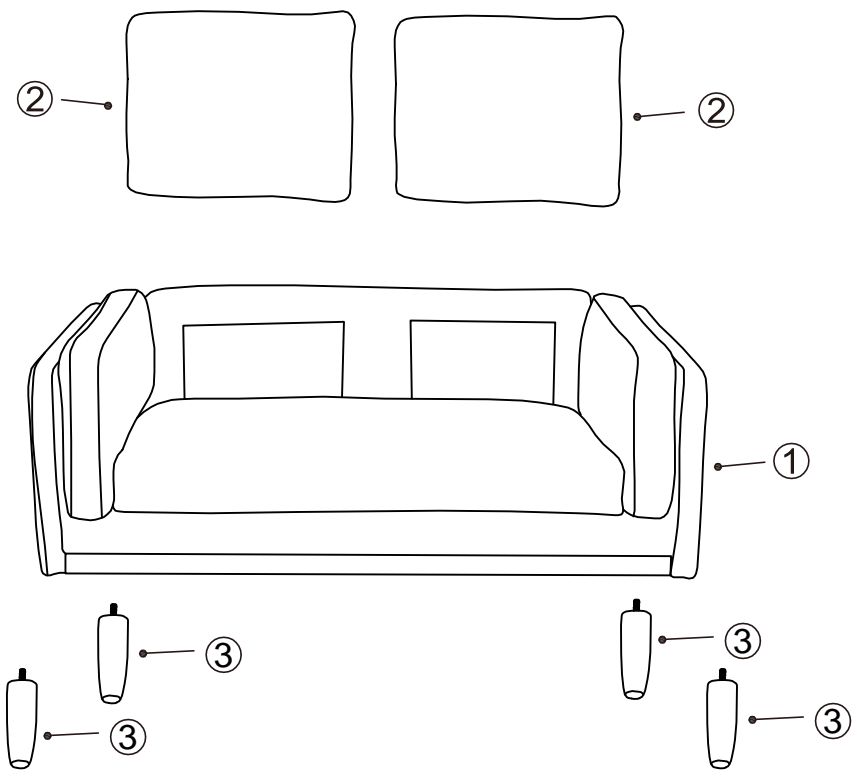
Home Customer Services  
Next Retail Ltd.  
Desford Road,  
Leicester,  
LE19 4AT

To view our full furniture range please visit  
[www.next.co.uk](http://www.next.co.uk)

## Need Help?

With: Assembly instructions  
Missing or damaged parts  
**CALL: 0333 777 8999**

GETTING TO KNOW YOUR PRODUCT



Components supplied. Please use this guide if you require replacement parts.


Ref	Dimension	Visual	Qty
1	Seat: H50xW140xD82CM		1
2	Back Cushion: 56x40x15CM		2
3	Legs: 15x5x3CM		4

# KAYDEN SOFA

Assembly instructions

Fixtures and fittings  
supplied (actual size)

Ref	Dimension	Qty	Spare
A	48X10x2mm	4	1





# KAYDEN SOFA

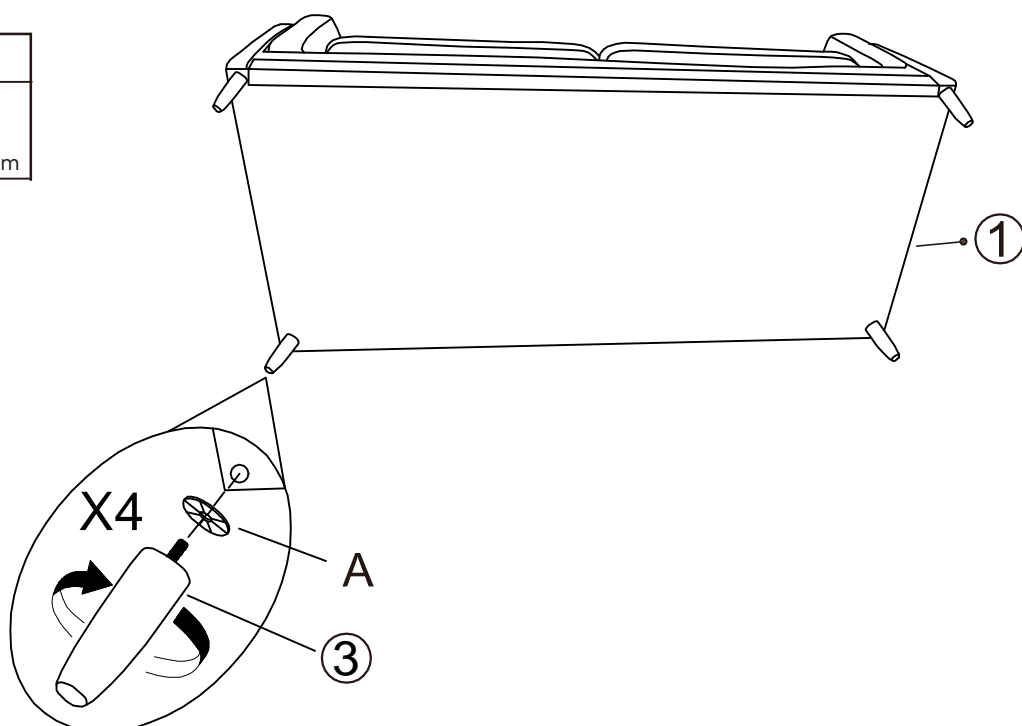
Assembly instructions

1

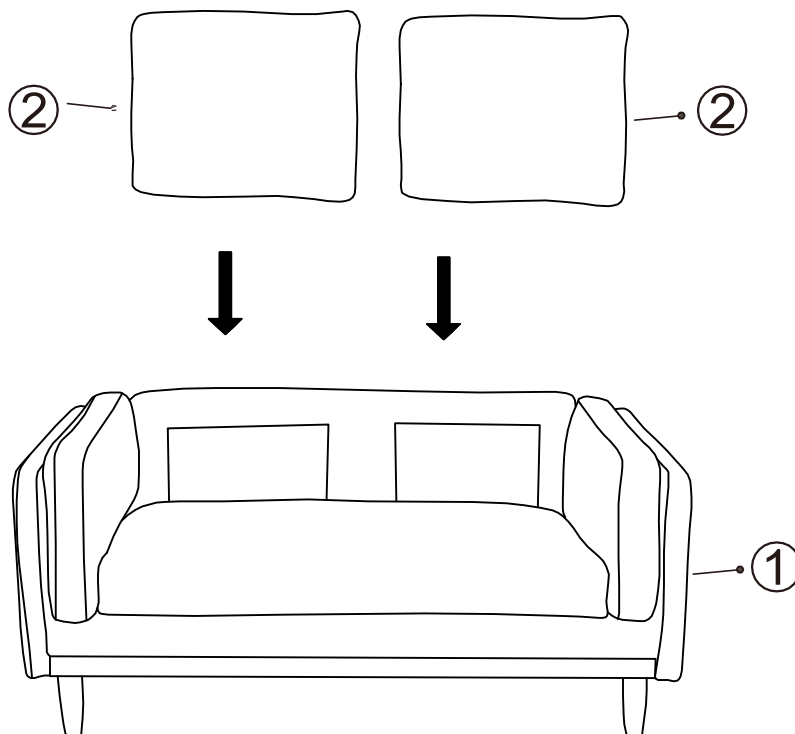
Ax4



48X10x2mm




2



# KAYDEN SOFA

Assembly instructions

3



# NEXT

## KAYDEN SOFA

Assembly instructions

Actual product size

H80xW140xD82CM

CAUTION: Maxium weight capacity of this chair is 260kg.

