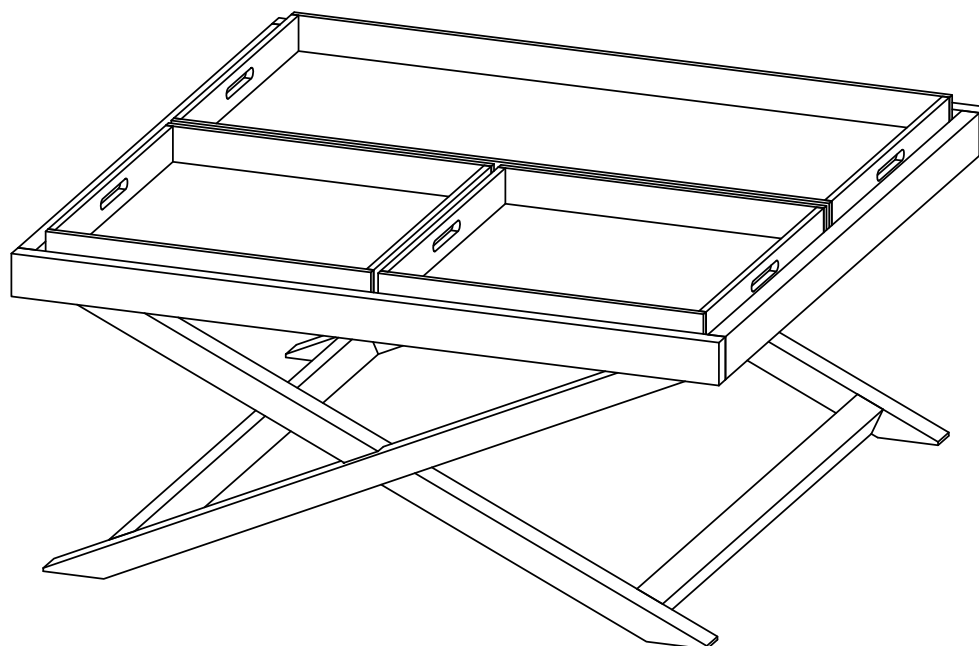


NEXT

BUTLER TRAY COFFEE TABLE - N76784 K75865

Assembly instructions

Actual product size
H47.4 x W100 x D100cm



IMPORTANT — RETAIN FOR FUTURE REFERENCE

Need Help ?

With: Assembly instruction

Missing or damaged parts

CALL: 0333 777 8999

BUTLER TRAY COFFEE TABLE – N76784 K75865

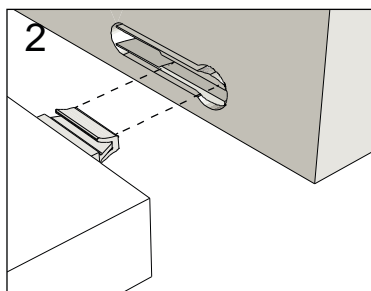
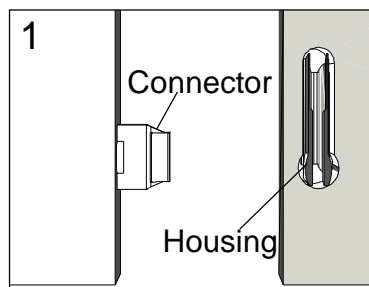

Assembly instructions

BEFORE YOU START

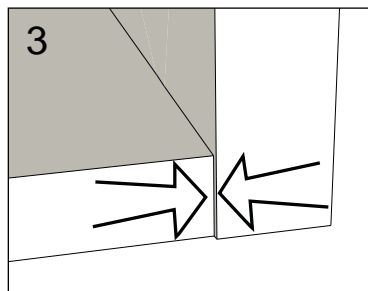
Number of people required to assemble

Two people are required to assemble this item

Time to assemble: 30 minutes



Push connector into housing to be jointed.



Make sure there is no gap between the panels

Do's

We suggest you spend a short time reading through this leaflet before you start. When you are ready to start, make sure that you have the right tools and plenty of space.

Unwrap all packaging materials and place the components on a clean surface to protect it from damage.

We recommend that the packaging is used to protect the surfaces during assembly.

Carefully check that you have all the parts before beginning assembly. Due to the size of the product we recommend that it is assembled in the room intended for use.

Ensure the product is fully assembled as illustrated and all fixings fully tightened before use.

Check fixings regularly to ensure they remain tight.

Wood will mellow and change colour over time, we recommend that ornaments and items placed on the surface are moved regularly for the first few months to prevent uneven mellowing.

To clean your item, please use a soft cloth slightly dampened with water and wipe clean. Then buff with a dry clean cloth.

Dont's

When moving furniture never drag the pieces across the floor, as this will cause damage to the joints.

Apply Adhesive substrates for example, sticky tape to the product.

Do not use silicone based furniture polish.

Silicone in furniture polishes can break down the lacquer finish.

Ensure that the product is protected with mats & coasters when items are placed on to its surface.

Never put hot dishes directly onto wooden or glass surfaces as this may mark the furniture.

Never allow any kind of liquid to remain on your furniture. Absorption can cause finishes to de-laminate and or stain.

Warnings

We suggest you retain these instructions for future reference.

Keep fittings out of children's reach and keep children well away from construction area.

This product should only be used on firm, level ground.

Please periodically check all fittings and re-tighten as necessary.

Please do not sit or stand on your table.

Avoid exposing the furniture to excessive heat or direct sunlight as this can cause cracking of the wood and deterioration of the colour.

Unwrap all packaging materials and place the components on top of the carton box or on a clean floor to protect it from damage.

Home Service Technicians

If you have a fault with your product, please contact our customer service team on **0333 777 8999**. If you have had the product for 28 days or less you may be offered a replacement, refund or for a fully trained home service technician to visit your home to assess the fault and repair the product where possible. If you have had the product for more than 28 days we will send an independant home service technician to review and repair the product where possible and recommend further action.

Missing parts

If you are missing any fixtures and fittings for your product.. Please contact our customer service team on 0333 777 8999 and they will be happy to arrange for a replacement to be sent to you free of charge.

You can write to us at

Home Customer Services
Next Retail Ltd.

Desford Road,
Leicester,
LE19 4AT

To view our full furniture range
please visit www.next.co.uk

Need Help ?

With: Assembly instruction

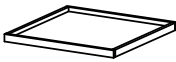
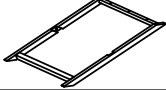
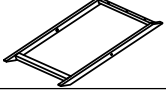


Missing or damaged parts

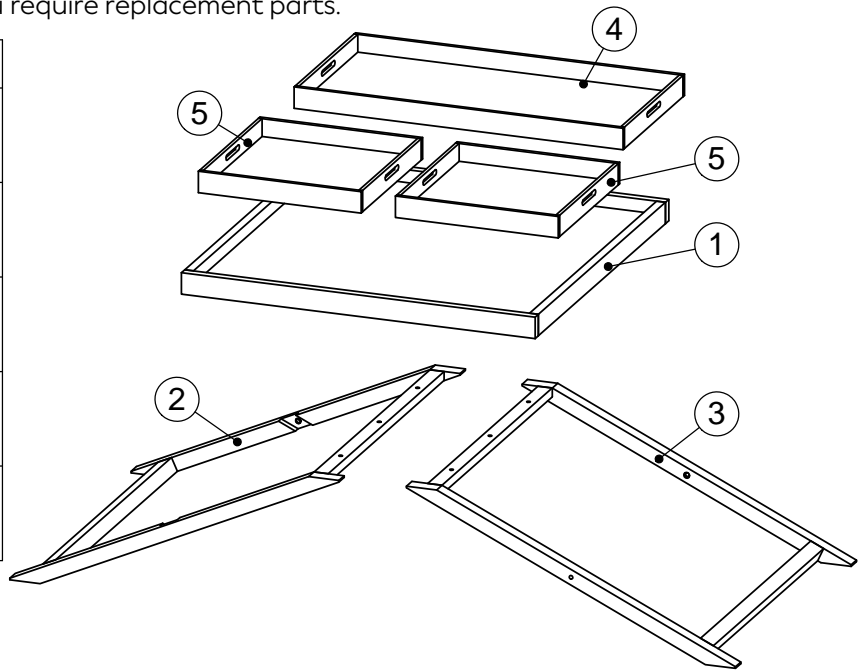
CALL: 0333 777 8999

BUTLER TRAY COFFEE TABLE - N76784 K75865

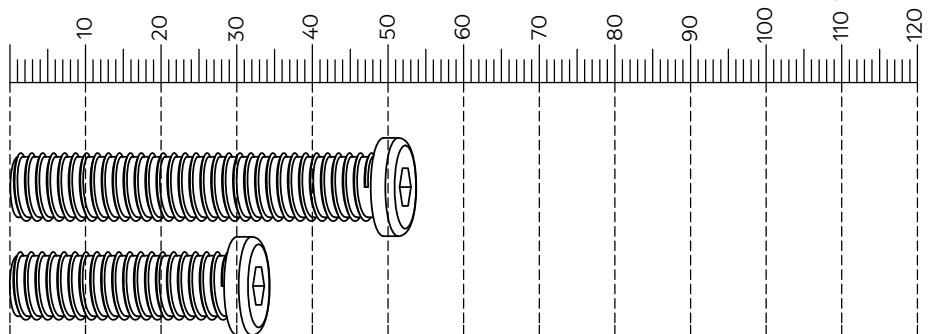
Assembly instructions

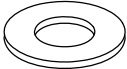


Components supplied. Please use this guide if you require replacement parts.

Ref	Dimensions	Visual	Qty	Ctn
1	800x800mm		1	1
2	298x60mm		1	1
3	427x60mm		1	1
4	75x60mm		1	1
5	59x59mm		2	1



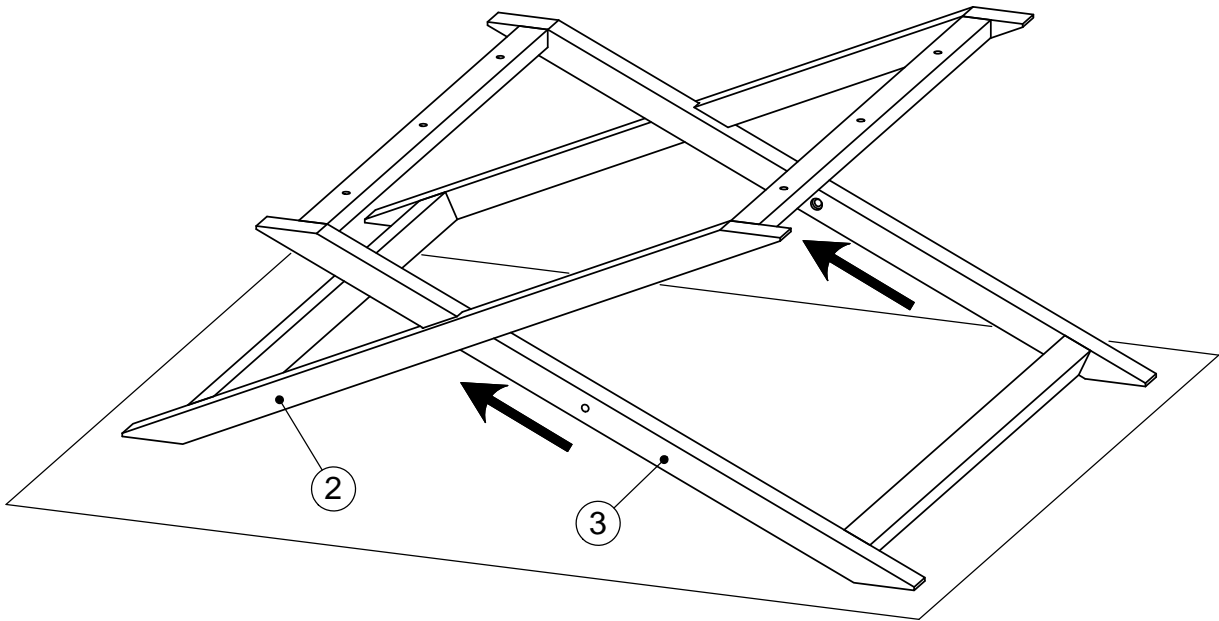
Fixtures and fittings supplied (actual size)			
Ref	Dimensions	Qty	Spare Qty
AA	M8x50mm	2	1
AB	M8x30mm	6	1



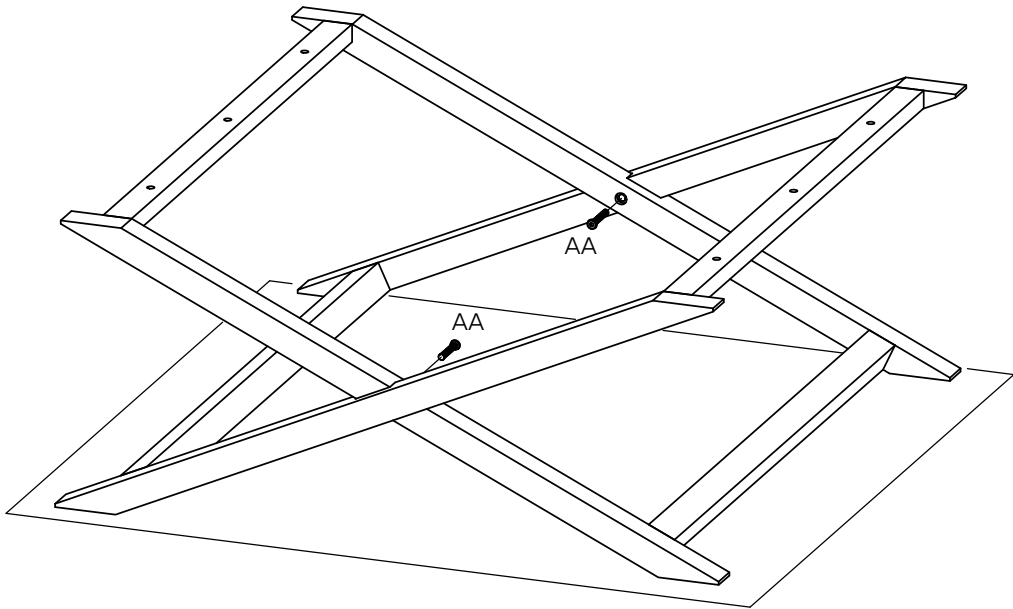
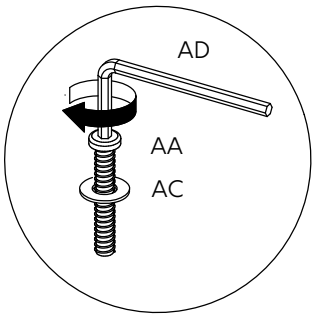
Fixtures and fittings supplied (not to scale)				
Ref	Dimensions	Qty	Spare Qty	Visual
AC	Ø 8/ Ø 14mm	8	1	
AD	5mm	2		
	60x30x3mm	NA	1	



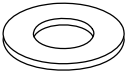
BUTLER TRAY COFFEE TABLE - N76784 K75865
Assembly instructions

1.



2.

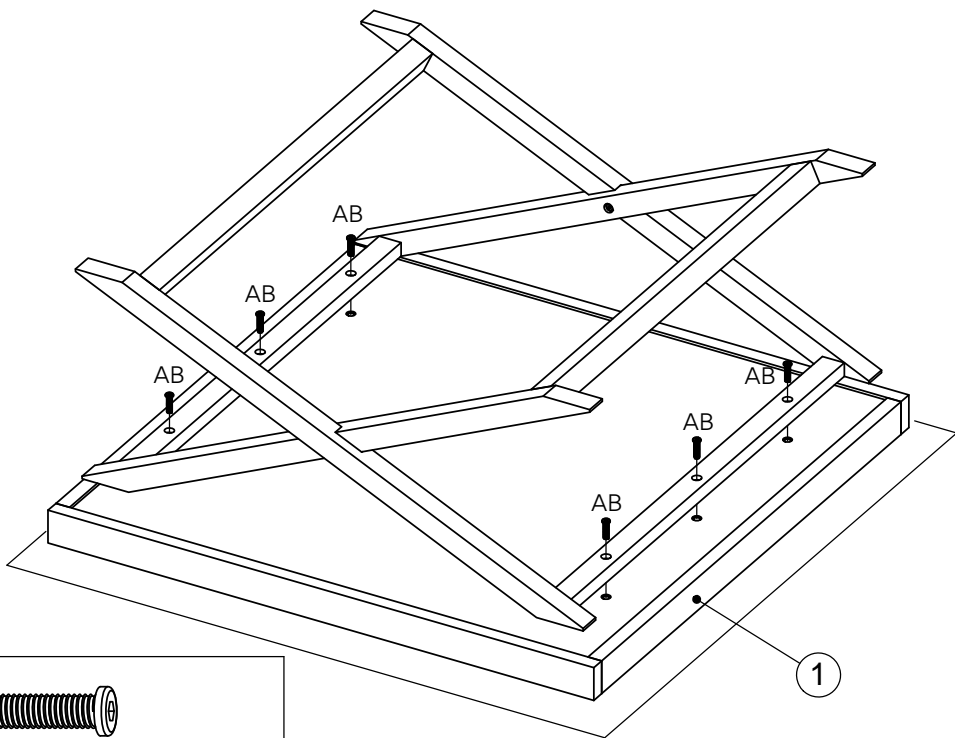
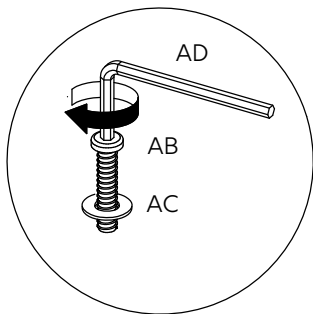




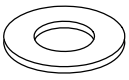
AA	M8x50mm	2	
AD	5mm	1	
AC	Ø 8/ Ø 14mm	2	

BUTLER TRAY COFFEE TABLE - N76784 K75865

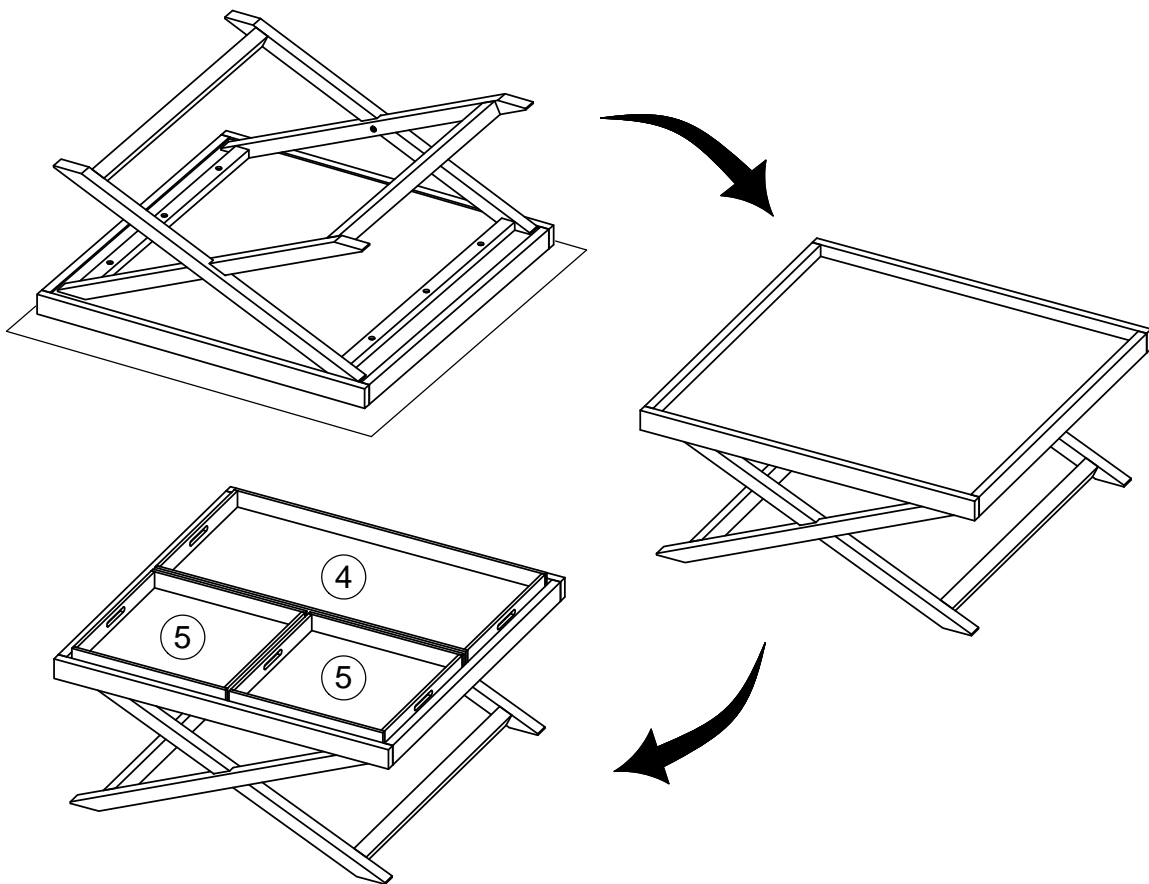
Assembly instructions

3.



AB	M8x30mm	6	
AD	5mm	1	
AC	Ø 8/ Ø 14mm	6	

4.



BUTLER TRAY COFFEE TABLE - N76784 K75865
Assembly instructions

NEXT

BUTLER TRAY COFFEE TABLE - N76784 K75865

Assembly instructions

Actual product size
H47.4 x W100 x D100cm

