

BEFORE YOU GET STARTED...

We're confident you'll love your gorgeous new Next furniture. However, it's worth making absolutely certain before you put it all together.

So, let's quickly run through these three steps:

1. COLOUR

Make sure you're happy with the colour
No need to unpack everything, just check the first component.

2. PROTECTIVE PACKAGING

If you're happy, then it's time to get opening! Start by laying everything out on the protective packaging – this will prevent anything getting scratched.

3. PARTS PAGE

Finally, double check you have all the pieces by referencing the parts page of the instructions.

TIPS FOR RETURNS

Not completely happy with the product? No problem.
We just need everything back in the original packaging, so follow the steps below and this will ensure a super-smooth returns process and no delay to your refund.

DO



- Check everything is there (the 'parts page' is a handy checklist).
- Pop all the loose Fittings and Fixtures into the packaging provided or tie them up in a plastic bag.
- Wrap all the big components back up in the original protective packaging.
- Close up the box and seal it securely (don't be afraid to use plenty of tape).

DON'T



- Leave anything assembled - all components should be dismantled and separately packed.
- Put loose Fixtures and Fittings straight into the box.
- Throw it back in the box carelessly – as it may get damaged.

NEXT
HOME

Then just give us a call on 0333 777 8999 and we'll sort out a pick up time for you.

IMPORTANT! KEEP FOR FUTURE REFERENCE

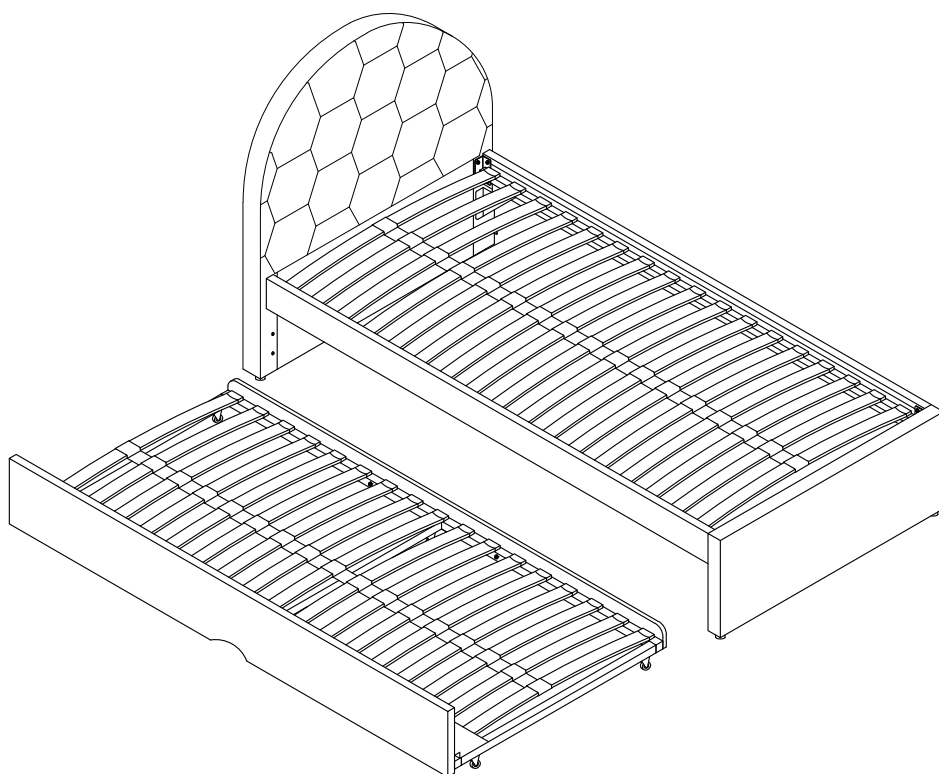
NEXT

FOOTBALL TRUNDLE BED

N21043
Assembly instructions

Actual product size
W99.5 X L206 X H105cm

MAX MATTRESS WEIGHT
SINGLE: 40KG



Item No.	Fabric	Content
N21043	Ivory / Black	100%polyester

Need Help?

With: Assembly Instructions
Missing or damaged parts

CALL: 0333 777 8999

BEFORE YOU START

Warnings

We suggest you retain these instructions for future reference.

Keep fittings out of children's reach and keep children well away from construction area.

This product should only be used on firm, level ground.

Please periodically check all fittings and re-tighten as necessary.

Please do not stand on your furniture.

Avoid exposing the furniture to excessive heat or direct sunlight as this can cause deterioration of the colour.

Do's

We suggest you spend a short time reading through this leaflet before you start.

When you are ready to start, make sure that you have the right tools, plenty of space.

Due to the size of this product we recommend that it is assembled in the room intended for use.

Unwrap all packaging materials and place the components on a clean surface to protect them from damage.

We recommend that the packaging is used to protect the surfaces during assembly.

Carefully check that you have all the parts before beginning assembly.

Ensure the product is fully assembled as illustrated and all fixings are fully tightened before use. Check fixings regularly to ensure they remain tight.

When moving your assembled bed. It is best to lift the bed and never to drag it. Please check that the centre support rail is securely fixed in place.

When adjusting the support legs ensure that the foot is set 5mm from the floor surface without the mattress in place. When in use the legs will create the required support for the product.

Never allow any kind of liquid to remain on your furniture. Absorption can cause materials to warp or finishes to de-laminate.

To clean your item, please use a vacuum or lightly brush clean.

Number of people required to assemble

Two people are required to assemble this item



Don'ts

Do not tighten screws until fully assembled.

Do not over tighten screws or bolts.

Do not drag or pull your furniture.

Do not use this product if parts are missing, damaged or worn.

Never use scourers, abrasives or chemical cleaners.

WARNING. Do not place this child's bed near heat sources, windows and other furniture.

WARNING. Do not use this child's bed if any part is broken, torn or missing.

WARNING. Not suitable for children under 4 years.

- This child's bed conforms to BS 8509:2008+A1:2011
- Age range: 4-11 years
- Recommended primary mattress size: 90 x 190 x 20cm (WLH)
- Recommended secondary/trundle mattress size: 90 x 190 x 16cm (WLH)

Advisory: Children are likely to play, bounce, jimp and climb on beds, therefore the child's bed should not be placed too close to other furniture or windows, blind cords, curtain pulls or other strings or cords, and should be placed either tight to any wall or have a gap of 300mm between the wall and the side of the bed.

Recommend: All assembly fixings and fittings should always be tightened properly, maintained and checked periodically.

Any additional or replacement parts are obtained from the retailer or manufacturer – ref Page: 2 for details.

Missing parts

If you are missing any fixtures and fittings for your product please contact our customer service team on **0333 777 8999** and they will be happy to arrange for a replacement to be sent to you free of charge.

Home service technicians

If you have a fault with your product please contact our customer service team on **0333 777 8999**. If you have had the product for 28 days or less you may be offered a replacement, refund or for a fully trained home service technician to visit your home to assess the fault and repair the product where possible. If you have had the product for more than 28 days we will send an independent home service technician to review and repair the product where possible and recommend further action.

You can write to us at

Home Customer Services
Next Retail Ltd,
Desford Road,
Leicester,
LE19 4AT,

To view our full furniture range please visit www.next.co.uk

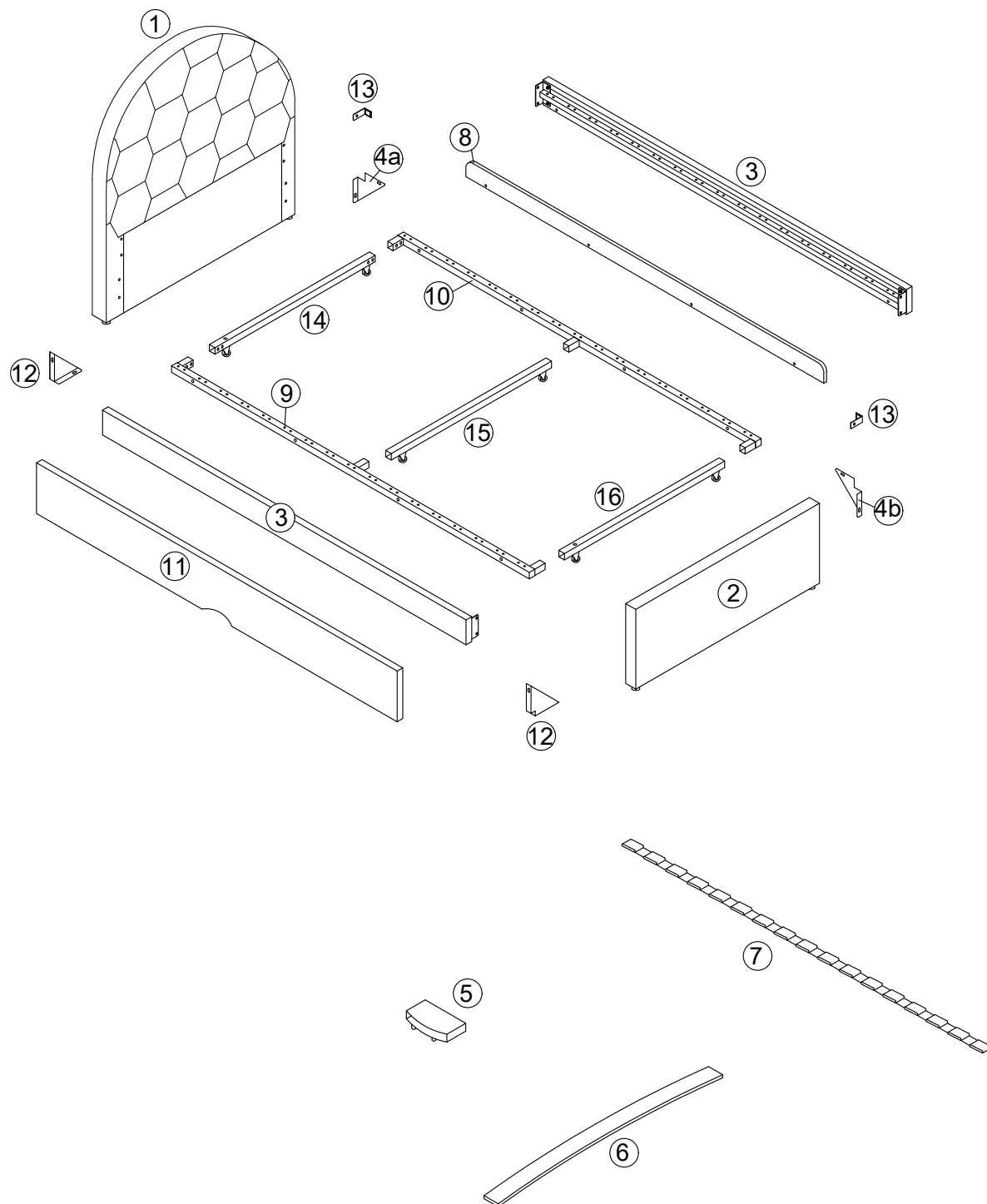
NEXT

FOOTBALL TRUNDLE BED

N21043

Assembly instructions

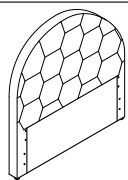
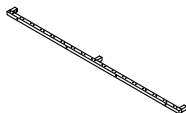
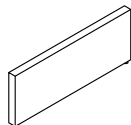
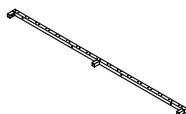
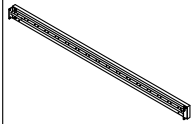
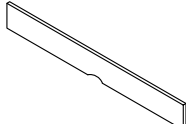
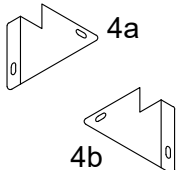
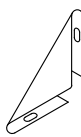


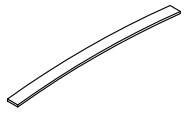
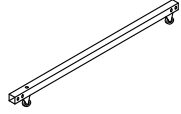
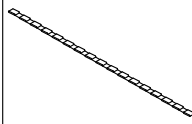
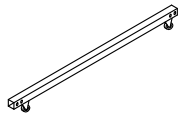
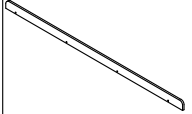
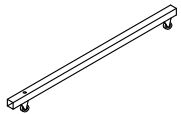
GETTING TO KNOW YOUR PRODUCT



Produced in China for Next Retail Ltd.

N21043-2024-V1.

Components supplied. Please use this guide if you require replacement parts.

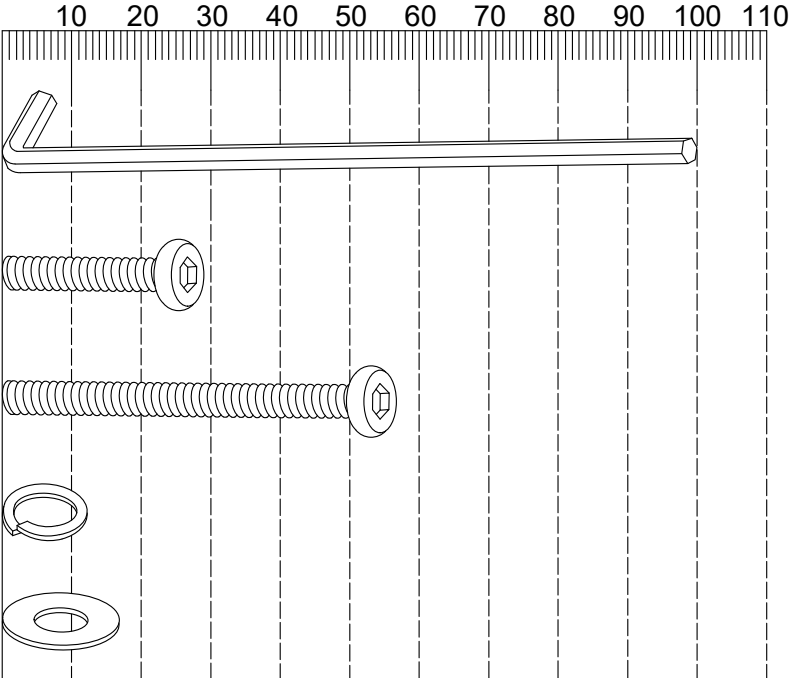
Ref	Dimensions	Visal	Qty	Ctn	Ref	Dimensions	Visal	Qty	Ctn
1	Headboard		1	1	9	Metal Support bar		1	2
2	Footboard		1	3	10	Metal Support bar		1	2
3	Side Rail		2	2	11	Siderail (Bottom)		1	2
4a & 4b	Corner brackets		1	2	12	Corner brackets		2	2
5	Single slat cap		68+2	3	13	Corner block		2	2
6	Slat		34	3	14	Cross support rail		1	2
7	Belt		2	3	15	Cross support rail		1	2
8	Siderail (Bottom)		1	2	16	Cross support rail		1	2

NEXT

FOOTBALL TRUNDLE BED
N21043
Assembly instructions

Fixtures and fittings supplied (actual size)

Ref	Dimensions	Qty	Spare
A	M5	2	N/A
B	M8x25	36	2
C	M8x50	8	1
D	M8	36	2
E	M8x17	38	2



Fixtures and fittings supplied (not to scale)

Ref	Dimensions	Spare
5	Single slat cap	2



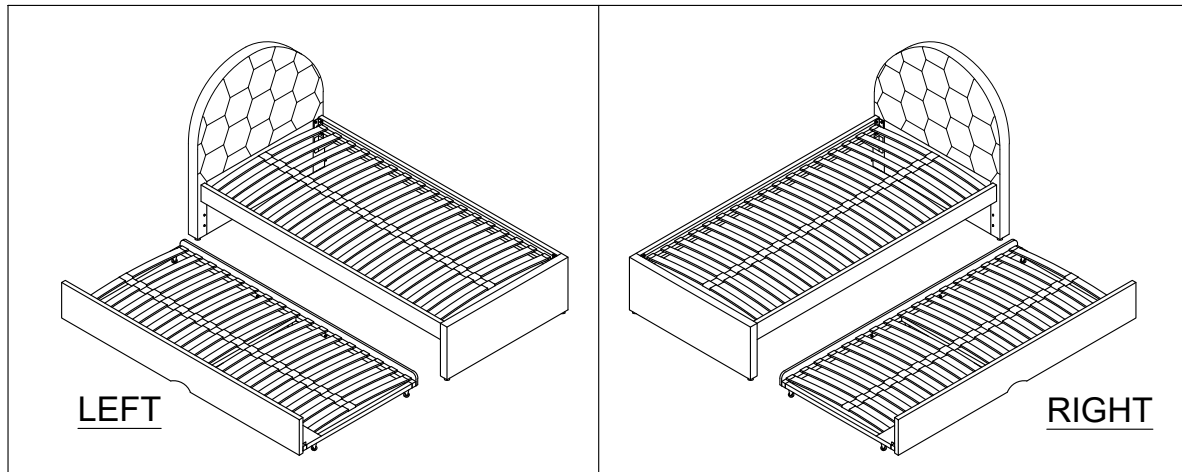
NEXT

FOOTBALL TRUNDLE BED

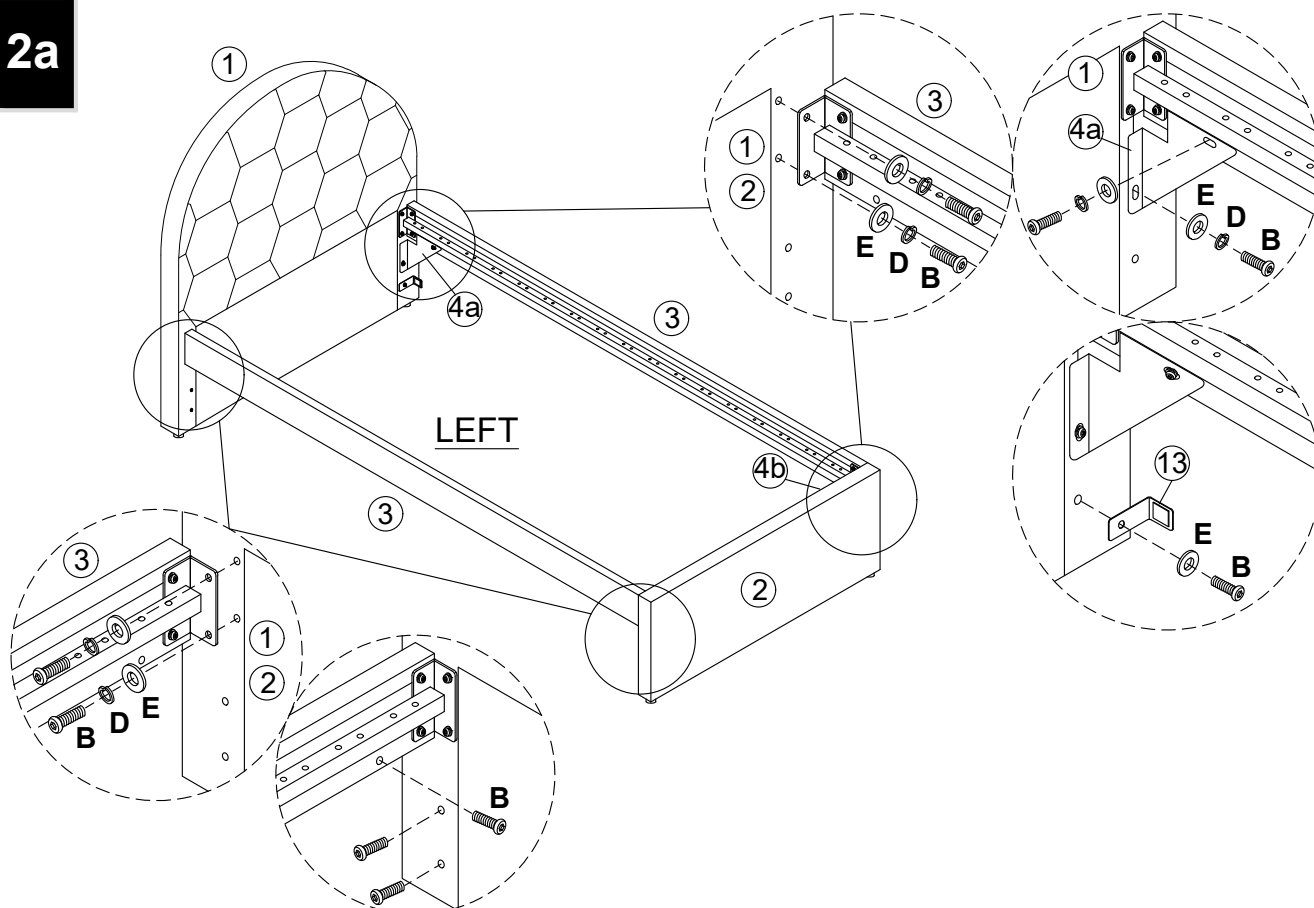
N21043

Assembly instructions

1



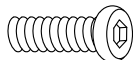
2a



Ax2 M5



Bx20 M8x25mm



Dx12 M8



Ex14 M8x17mm



Produced in China for Next Retail Ltd.

N21043-2024-V1.

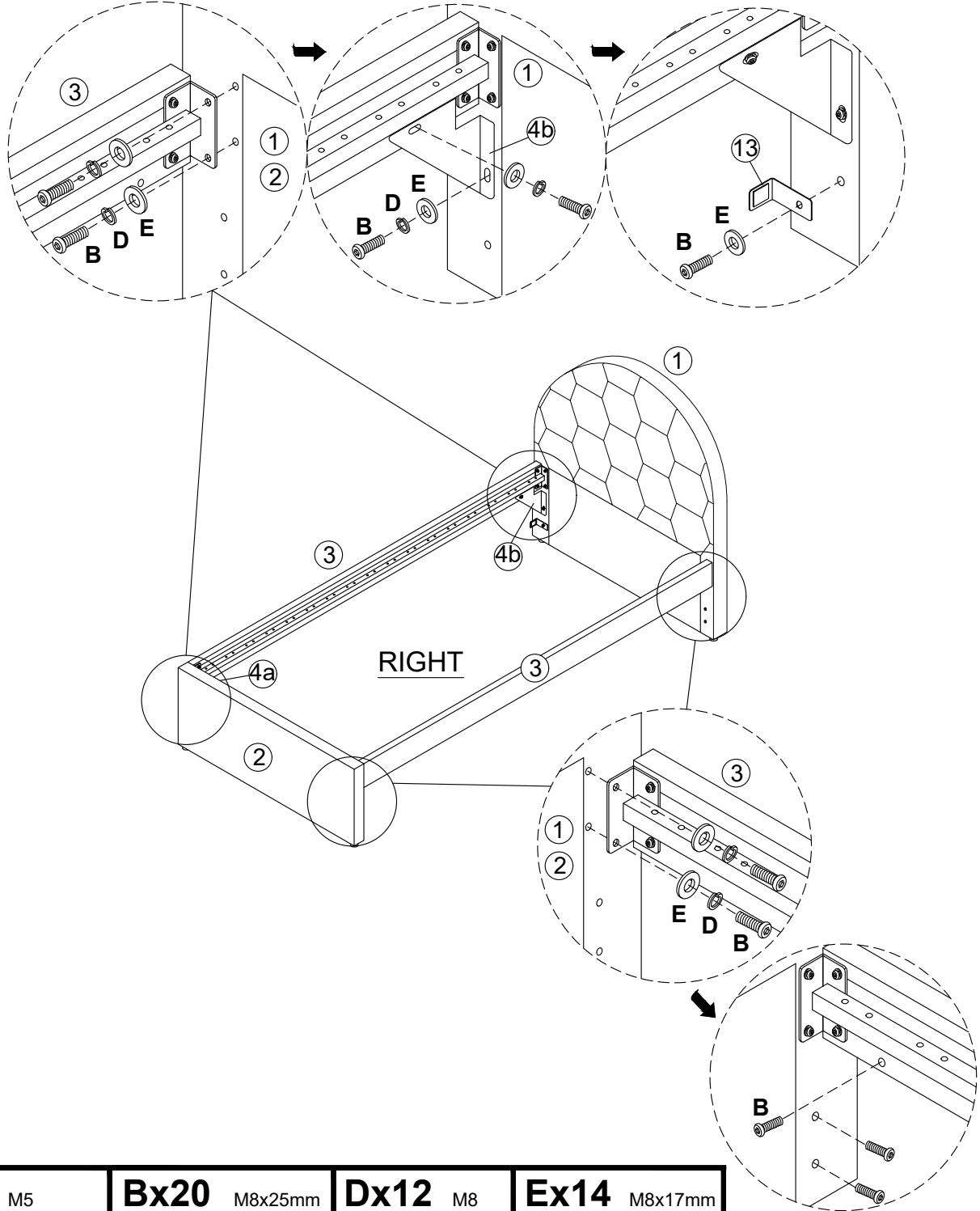
NEXT

FOOTBALL TRUNDLE BED

N21043

Assembly instructions

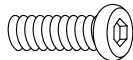
2b



Ax2 M5



Bx20 M8x25mm



Dx12 M8



Ex14 M8x17mm



Produced in China for Next Retail Ltd.

N21043-2024-V1.

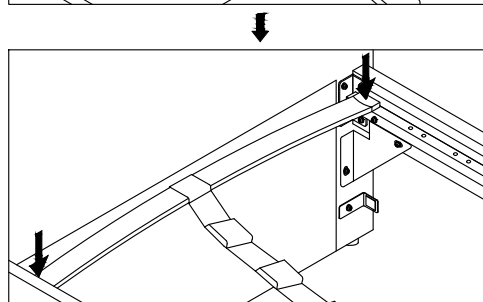
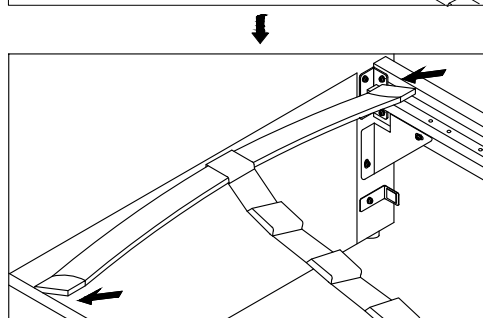
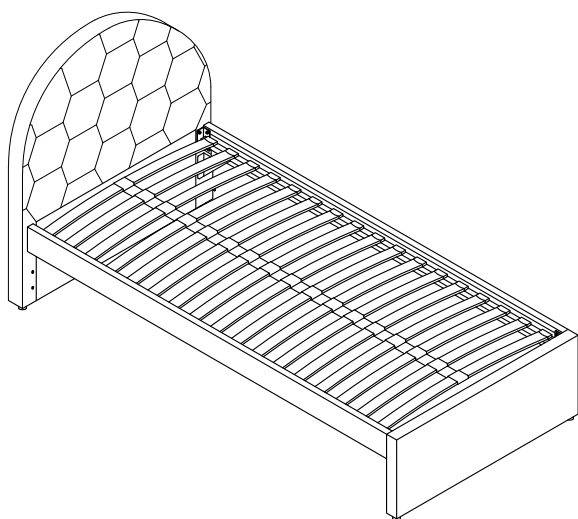
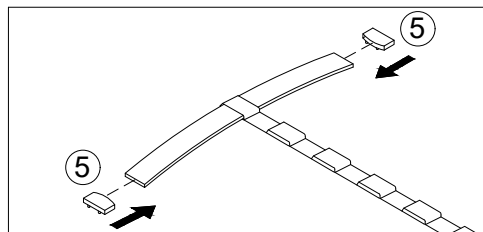
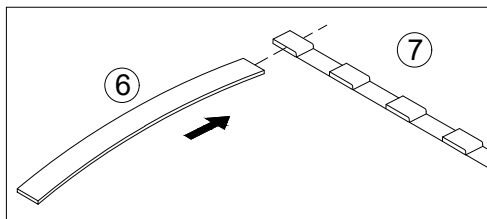
NEXT

FOOTBALL TRUNDLE BED

N21043

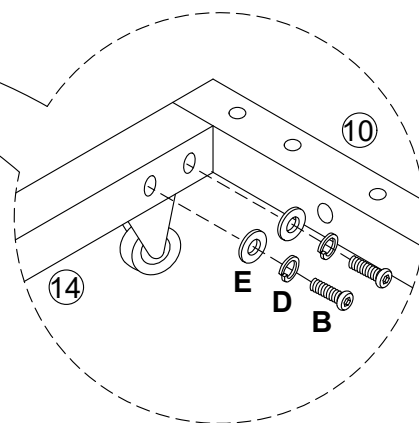
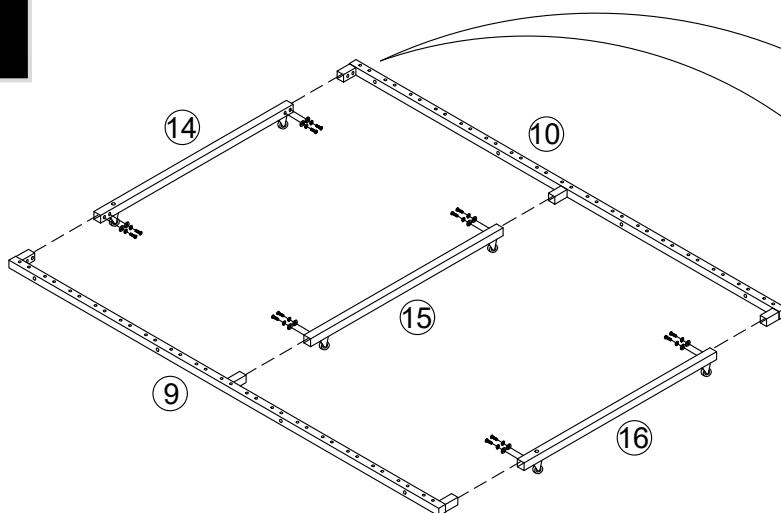
Assembly instructions

3



x17

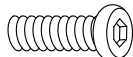
4



Ax2 M5



Bx12 M8x25mm



Dx12 M8



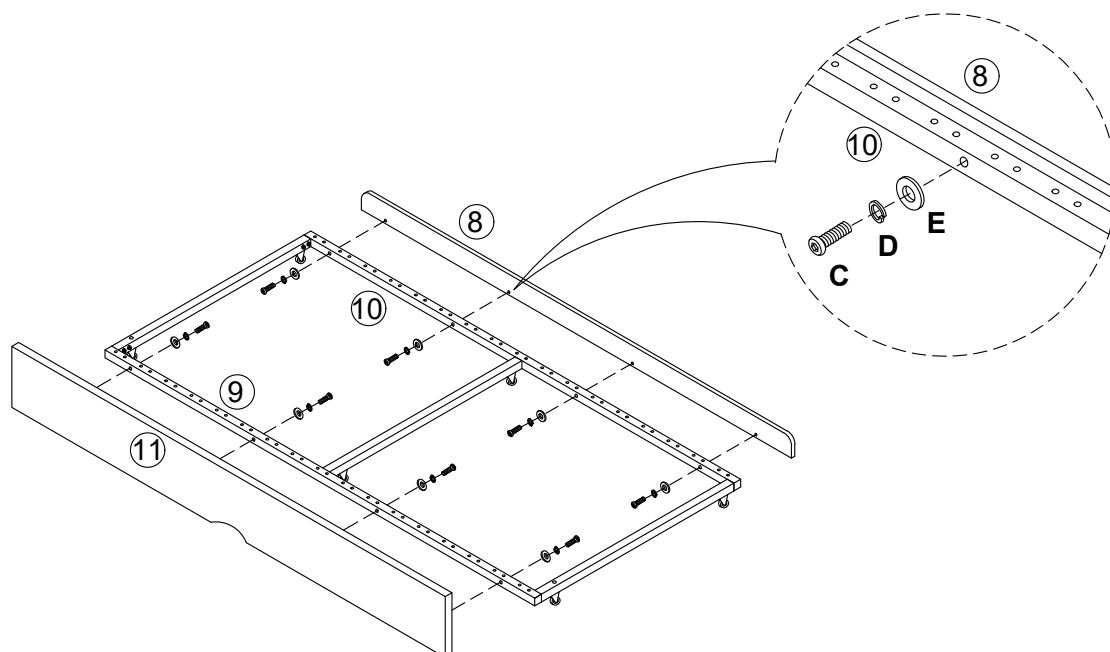
Ex12 M8x17mm



Produced in China for Next Retail Ltd.

N21043-2024-V1.

5



Ax2 M5



Cx8 M8x50mm



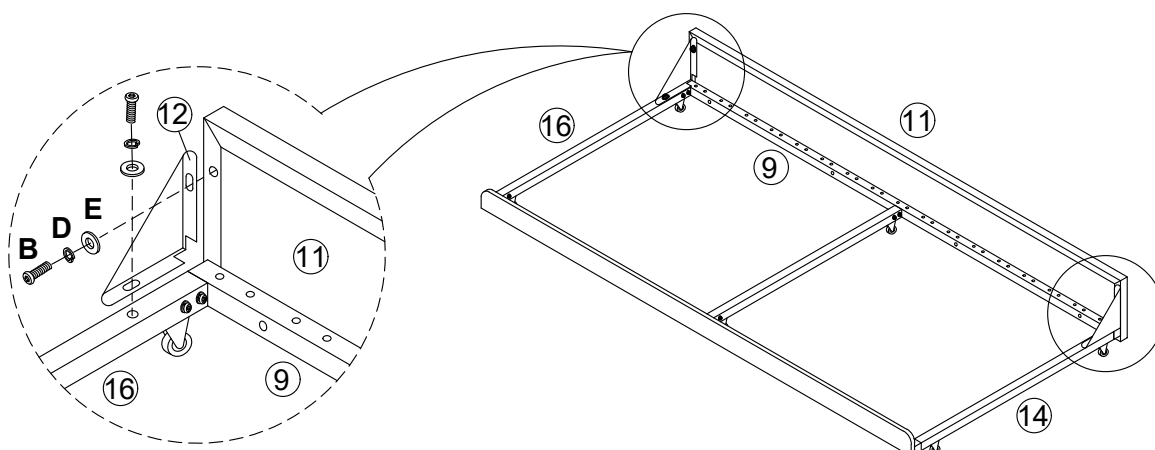
Dx8 M8



Ex8 M8x17mm



6



Ax2 M5



Bx4 M8x25mm



Dx4 M8



Ex4 M8x17mm



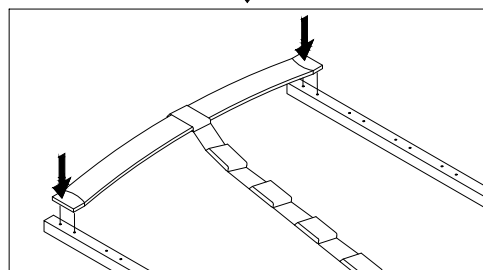
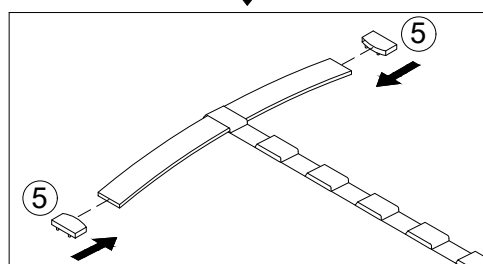
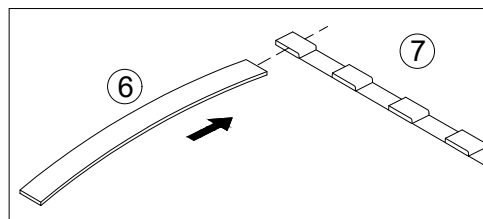
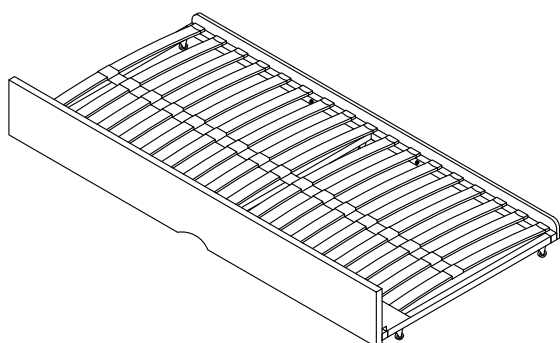
NEXT

FOOTBALL TRUNDLE BED

N21043

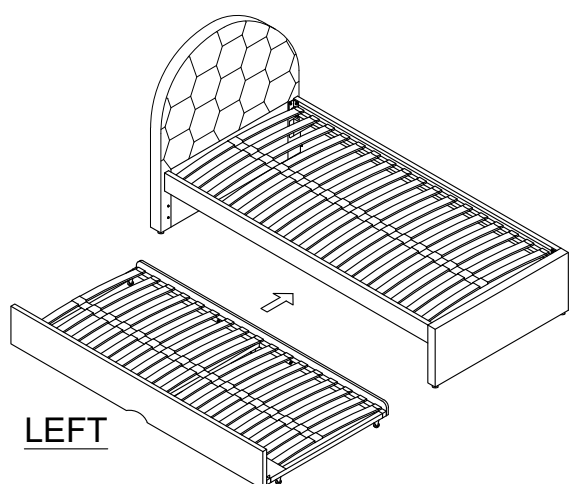
Assembly instructions

7

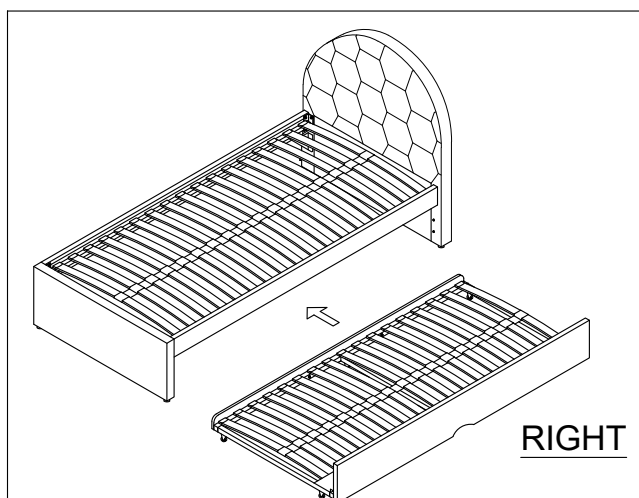


x17

8



LEFT



RIGHT

Produced in China for Next Retail Ltd.

N21043-2024-V1.

NEXT

FOOTBALL TRUNDLE BED

N21043

Assembly instructions

Overall Dimensions (WxLxH cm)
SINGLE : 99.5 x 206 x 105/37

Internal Dimensions (WxL cm)
92 x 192

