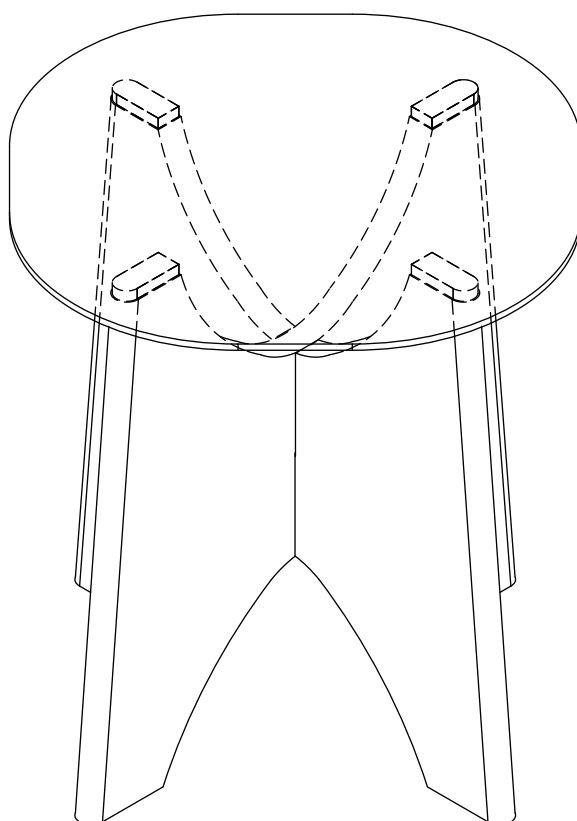


NEXT

LANGTON/LANGTON BLACK GLASS ROUND SIDE TABLE Q87720/N76764 Assembly instructions

Actual product size
H50 x W45 x D45 cm



Need Help ?

With: Assembly instruction
Missing or damaged parts

IMPORTANT - RETAIN FOR FUTURE REFERENCE

CALL: 0333 777 8999

BEFORE YOU START

Number of people required to assemble **IMPORTANT INFORMATION**

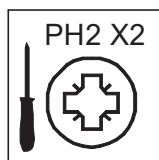
One people are required to assemble this item



Time to assemble : 15 minutes



Tools required



not supplied

We suggest you spend a short time reading through this leaflet before you start.

When you are ready to start, make sure that you have the right tools and plenty of space.

Unwrap all packaging materials and place the components on a clean surface to protect it from damage,
We recommend that the packaging is used to protect the surfaces during assembly.

Carefully check that you have all the parts before beginning assembly.

Due to the size of this product we recommend that it is assembled in the room intended for use.

Ensure the product is fully assembled as illustrated and all fixings fully tightened before use.

Wipe occasionally with a soft cloth slightly dampened with water.
Then buff with a dry clean soft cloth.

Wood will mellow and change colour over time, we recommend that ornaments and items placed on the surface are moved regularly for the first few months to prevent uneven mellowing.

Don'ts

Do not drag or pull your furniture.

Do not rub or scrub the surface when cleaning.

Do not use silicone based furniture polish. Silicone in furniture polishes can break down the finish.

Never allow any kind of liquid to remain on your furniture.
Absorption can cause wood to warp or finishes to de-laminate.

Do not place hot items (e.g. hot drinks) directly on to the wood surface.
Please make sure you use a placemat or coaster.

This product contains Safety glass (also known as Toughened glass)

If broken, it is designed to break safely and shatter into many small pieces rather than large shards. However, please note that the edges of these pieces can still be sharp, so care is needed when handling them.

Safety glass is stronger than regular glass to better withstand the wear and tear of everyday use, but some basic precautions need to be taken to prolong its life:

DO:

Always use a coaster or table mat to protect the glass from very hot or cold cups, glasses or plates etc.

Take care when placing items on the glass surface so as not to damage it

Take particular care not to damage the edge of the glass surface - this type of damage can cause the whole panel to shatter. If you notice damage on the edge of the glass, contact a local glazier for advice.

DO NOT:

Place heavy items on the glass surface

Position the unit near direct heat (e.g. in front of a radiator or other strong heat source) as this can cause internal stress in the glass and cause it to shatter.

Use it as a chopping board.

Strike the glass with hard or pointed objects.

CARE INSTRUCTIONS:

To clean the glass, use a proprietary glass cleaner and a soft cloth.
Do not use abrasive cleaners as they can damage the finish of the glass.

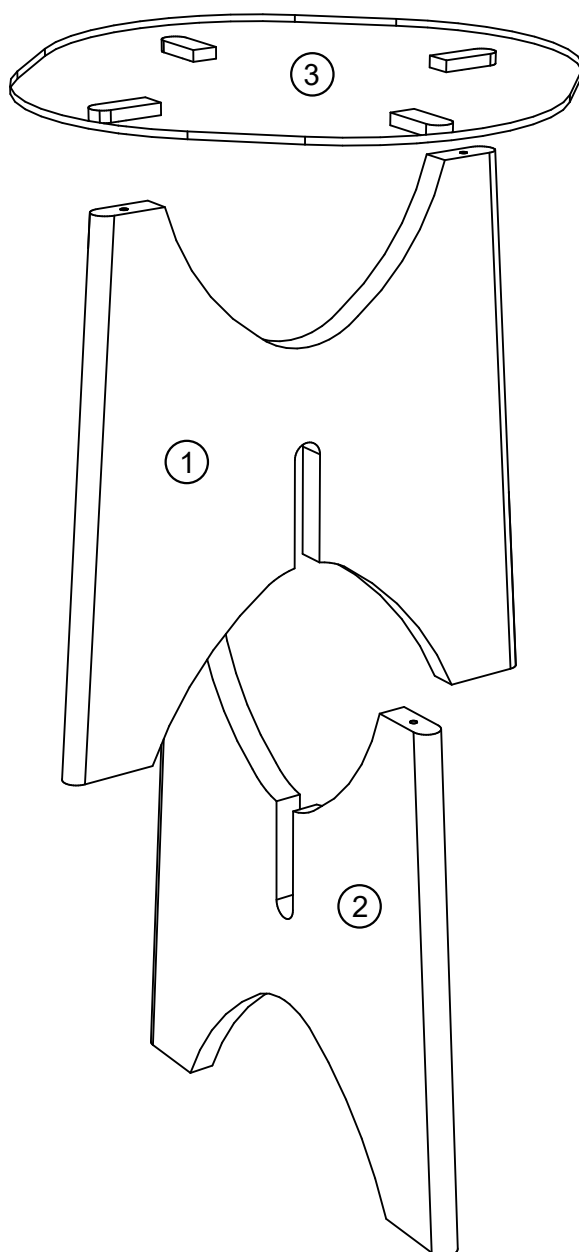
If the glass will be in direct sunlight, ensure that drops of liquid etc are removed as they can focus the sun's light and cause damage to your furnishings.

Sunlight reflecting from the glass surface can reflect onto other surfaces in your home, so if you have items likely to be affected by this, please ensure you position them accordingly, or shade the sunlight as required.

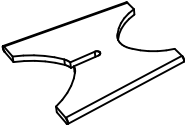
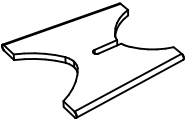
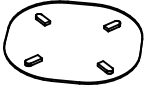
NEXT

LANGTON/LANGTON BLACK GLASS ROUND SIDE TABLE
Q87720/N76764
Assembly instructions

GETTING TO KNOW YOUR PRODUCT

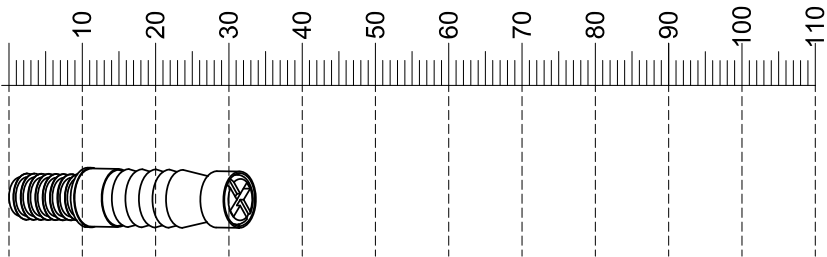


Components supplied. Please use this guide if you require replacement parts.

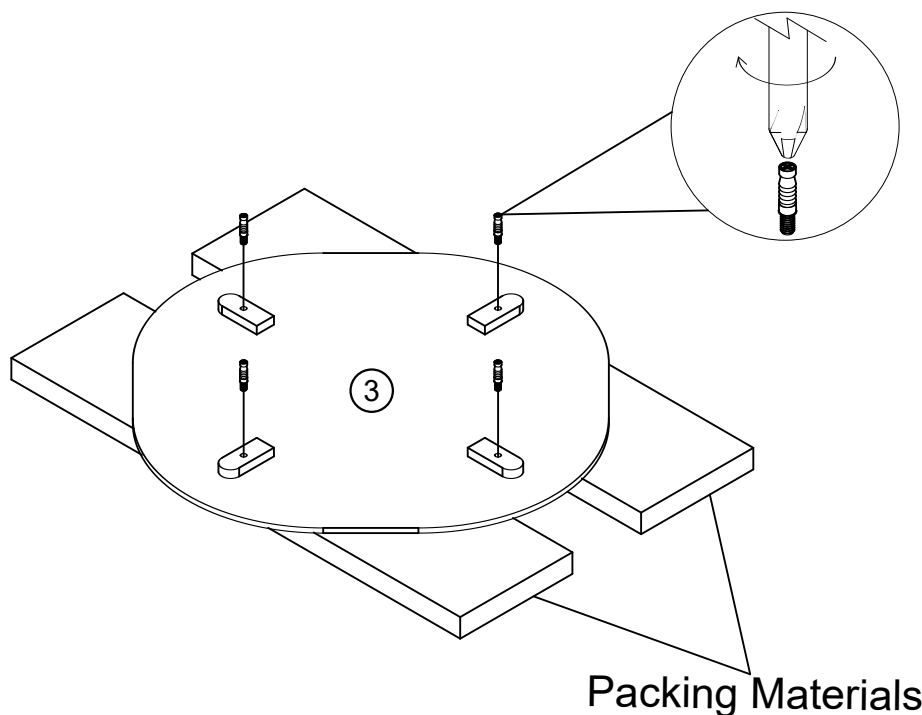
Ref	Dimensions	Visual	Qty	Ctn
1	48 x 48.5cm		1	1
2	48 x 48.5cm		1	1
3	45 x 45cm		1	1

Fixtures and fittings
supplied (actual size)

Ref	Dimensions	Qty	Spare Qty
B12	Ø7.5 x 33mm	4	1



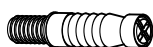
1



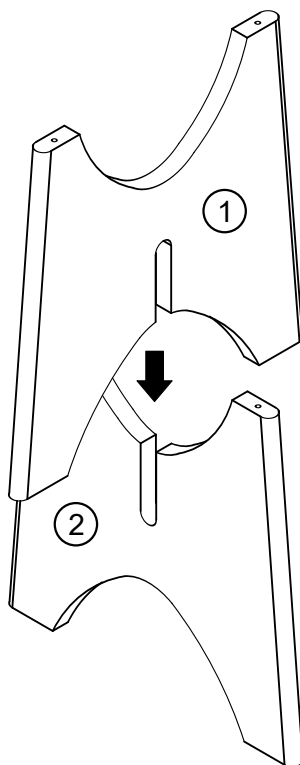
B12

Ø7.5 x 33mm

4



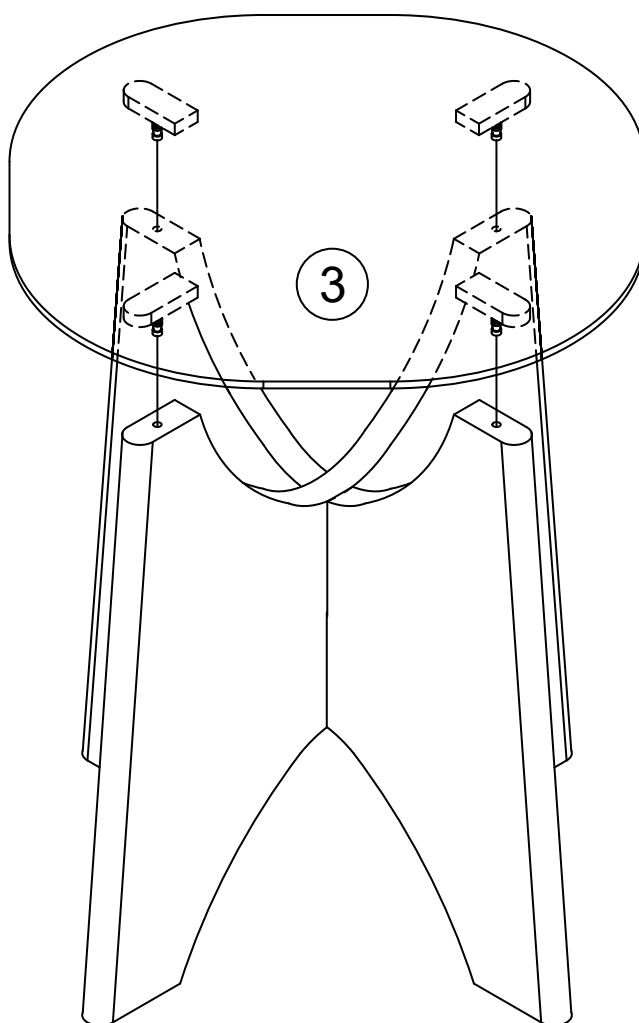
2



NEXT

LANGTON/LANGTON BLACK GLASS ROUND SIDE TABLE Q87720/N76764 Assembly instructions

3

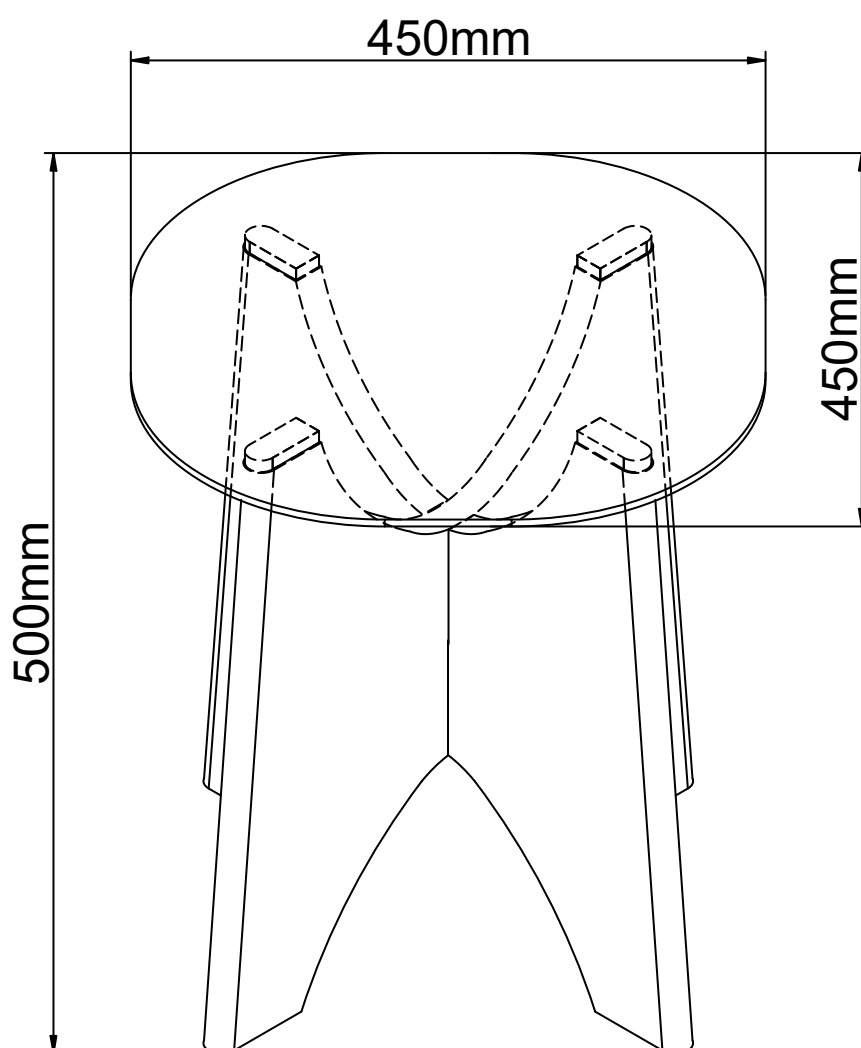


NEXT

LANGTON/LANGTON BLACK GLASS ROUND SIDE TABLE Q87720/N76764

Actual product size

H50 x W45 x D45 cm



Warnings

We suggest you retain these instructions for future reference.

Keep fittings out of children's reach and keep children well away from construction area.

This product should only be used on firm level ground.

Please periodically check all fittings and re-tighten as necessary.

Please do not sit or stand on your furniture.

Avoid exposing the furniture to excessive heat or direct sunlight as this can cause deterioration of the colour.

Unwrap all packaging materials and place the components on top of the carton box or on a clean floor to protect it from damage

Missing parts

If you are missing any fixtures and fittings for your product. Please contact our customer service team on 0333 777 8999 and they will be happy to arrange for a replacement to be sent to you free of charge.

Home service technicians

If you have a fault with your product, please contact our customer service team on 0333 777 8999. If you have had the product for 28 days or less you may be offered a replacement, refund or for a fully trained home service technician to visit your home to assess the fault and repair the product where possible. If you have had the product for more than 28 days we will send an independent home service technician to review and repair the product where possible and recommend further action.

You can write to us at

Home Customer Services
Next Retail Ltd.
Desford Road,
Leicester,
LE19 4AT

To view our full furniture range please visit www.next.co.uk