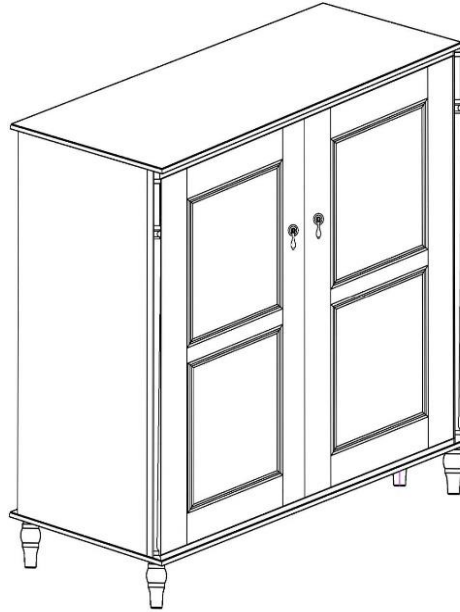


LAURA ASHLEY

SINCE 1953

CLIFTON Shoe Storage Unit

Thank you for purchasing this product. Please read the instructions carefully before use to ensure safe and satisfactory operation of this product.



Safety Advice

- This product is **heavy**. Take care when lifting to avoid personal injury and / or damage to the product.
- Make sure the area is clear when unpacking and positioning this product.
- Do not stand or lean on this product.
- Keep small children/pets away from assembly/unpacking area.
- This product has small component parts that are a choking hazard.
- A minimum of two people are required to assemble this product.

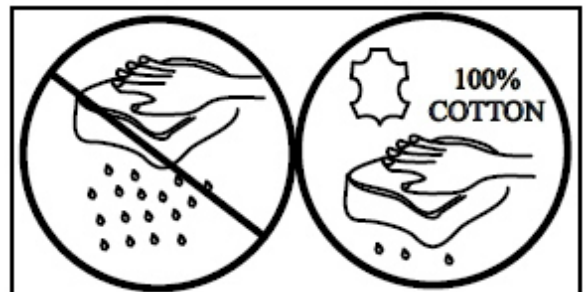
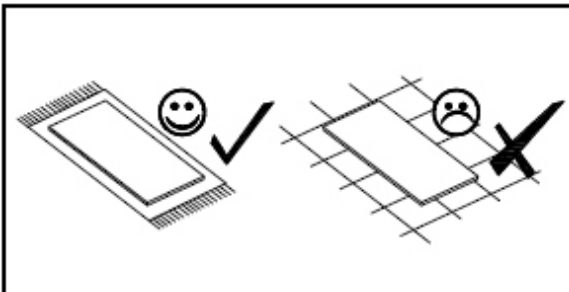


Figure 1 – Please attach the legs to the unit as illustrated below.

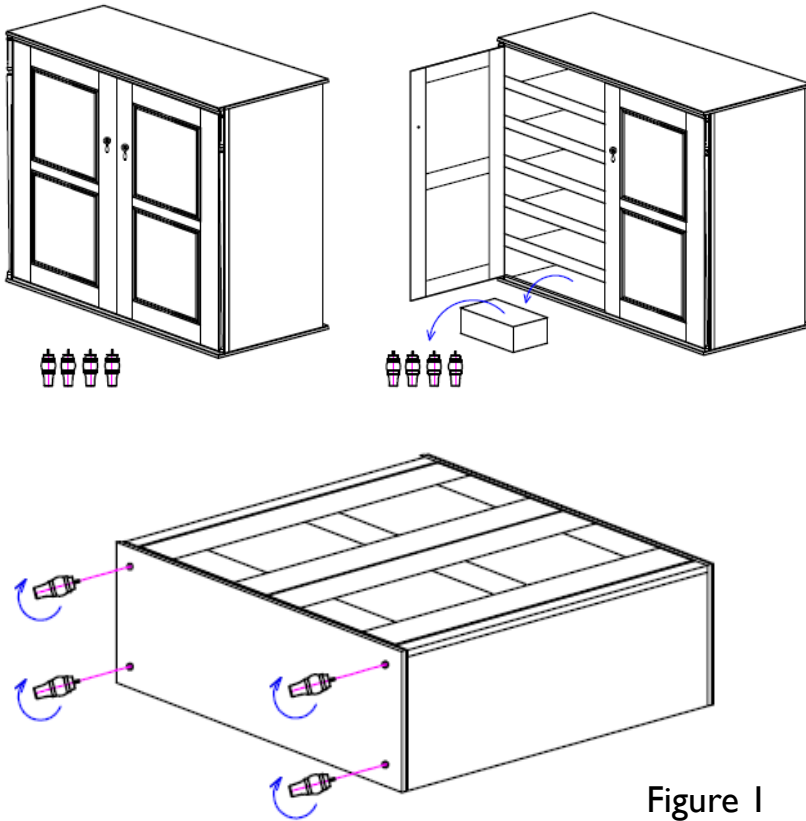


Figure 1

Wall fixing

Figure 2 - **It is essential that this product is fixed to a wall using the strap supplied.** Please use below illustration as a guide to ensure that the wall attachment strap is correctly fitted.

Screws are not supplied, please purchase suitable fixing for the wall.

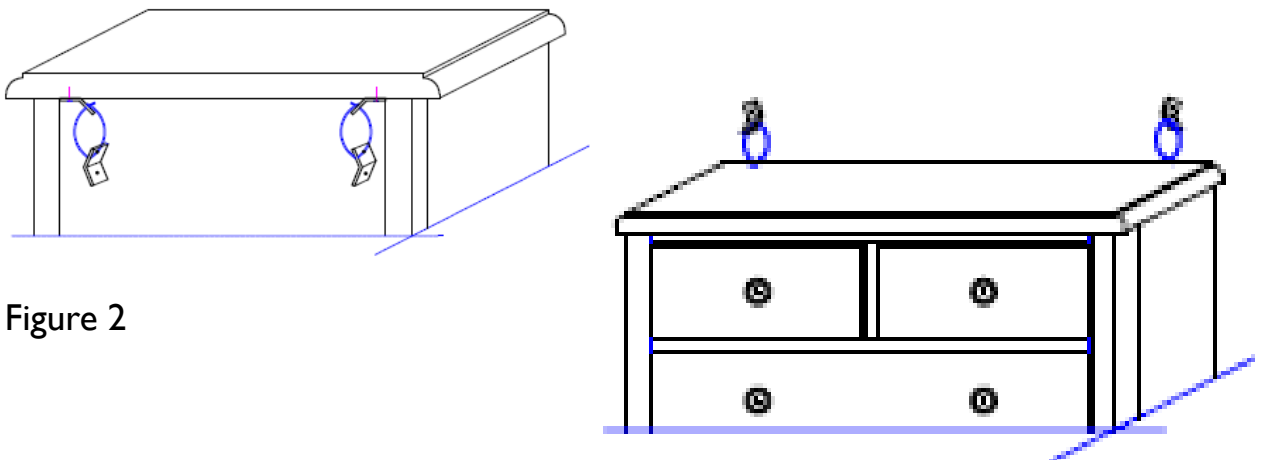


Figure 2

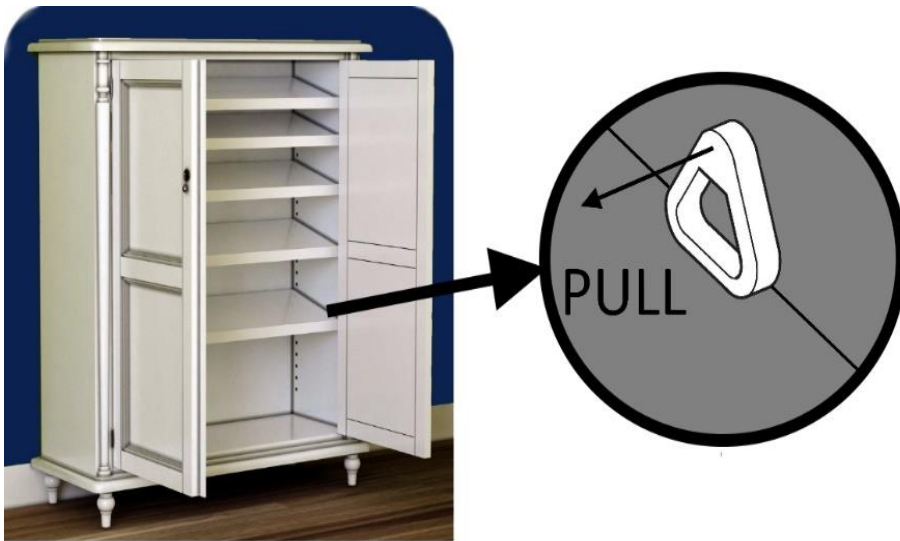


Figure 3

Figure 3 - The shelf retainers are used to keep the shelves fixed during transport. Please remove upon unpacking.




Figure 4

Figure 4 – Please note the shelves can be removed or adjusted to fit your storage needs.

Care and Maintenance:

please refer to **Laura Ashley Care Guide.**

PLEASE KEEP THESE INSTRUCTIONS FOR FUTURE REFERENCE