

**CHARLES
BENTLEY**

EST. 1860



**Rustic Metal
Sage Green Companion Seat**

INSTRUCTION MANUAL

ASSEMBLY MANUAL





Please read and understand the following instructions.


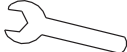
We recommend retaining these instructions for future use.

Failure to follow the instructions, improper installation, adjustment, alteration or lack of maintenance can cause injury or property damage.

Do not allow children or pets near the assembly area.

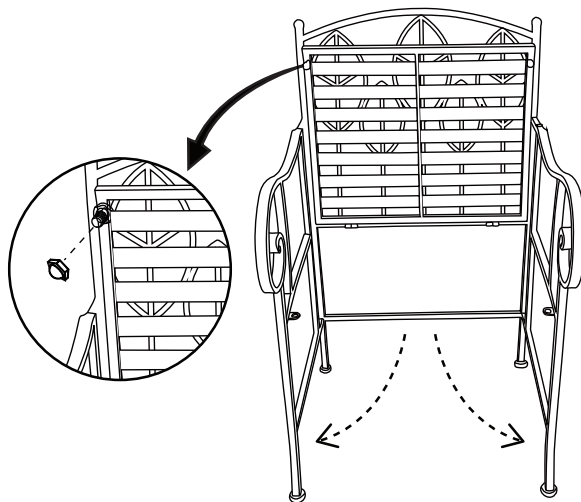
PARTS

Parts		
CODE	PART	QTY
A	 LEFT SIDE	1
B	 RIGHT SIDE	1
C	 TOP PART	1
D	 BOTTOM PART	1

Fixings & Tools		
CODE	PART	QTY
E	 12	12
F	 1	1

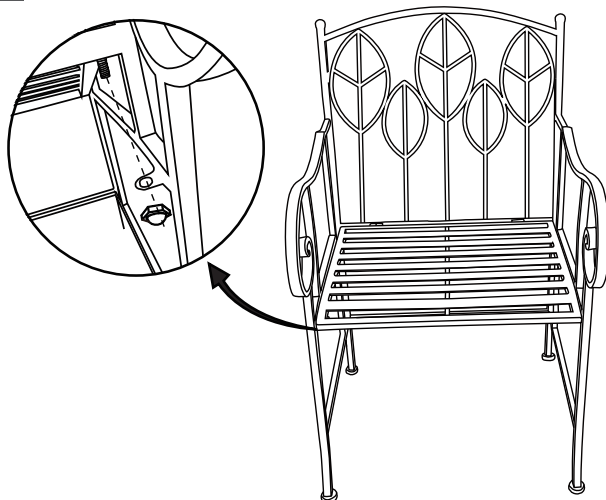
ASSEMBLY INSTRUCTIONS

Step 1

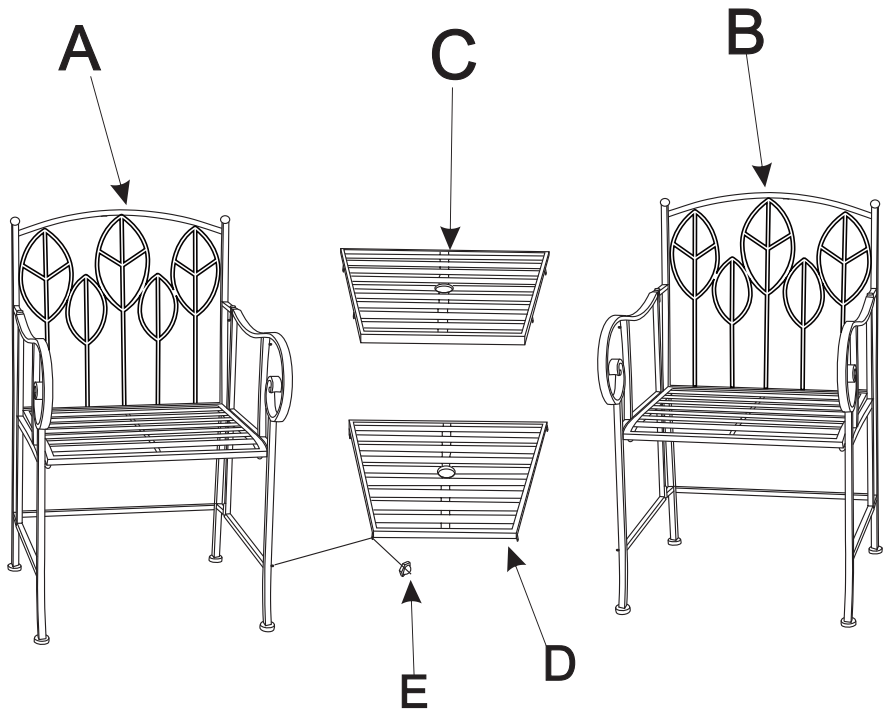


Please note that part E may already be bolted to the frame. You will have to unscrew this first before bolting together the two frame pieces.

Step 2



Step 3



CARE INSTRUCTIONS

WARNINGS AND ADVICE

- For domestic and outdoor use only.
- When you are ready to begin assembly, make sure you have the right tools, plenty of space, and carefully check that you have all the parts required.
- Unwrap all packaging material and place the components on a clean surface. We recommend using the packaging to protect the surfaces during assembly.
- Periodically check all fittings and retighten as necessary. We recommend retaining the assembly tools, you may need them in future to re-tighten the bolts, or to dismantle the furniture.
- This product should only be used on a firm, level ground.
- Do not stand or climb on the product and supervise young children whilst in use.

STORAGE

Winter Storage

During the colder months or periods of heavy rain, it's best to store your furniture in a dry, sheltered area whenever possible. If outdoor storage is necessary, use a durable, weatherproof cover. Avoid leaving the cover on continuously for long periods, as trapped moisture and lack of airflow can harm the furniture's material and finish. To prevent this, periodically remove the cover and allow the furniture to breathe. This simple step helps maintain its appearance and longevity throughout the winter.

Summer Storage

To keep your furniture in top condition during the warmer months, protect it from prolonged sun exposure, extreme heat, and sudden weather changes. Use a waterproof and UV-resistant cover that fits snugly and securely over the furniture. This helps prevent fading, warping, and other sun-related damage.

METAL CLEANING & MAINTENANCE

- **Cleaning** Regular cleaning is crucial to removing dirt, dust, and other contaminants that can accumulate on the furniture's surface. Use a mild dish soap and warm water solution, applying it with a soft cloth or sponge. Avoid using abrasive cleaners or detergents, as they can damage the coating.
- **Drying** After cleaning, it's essential to dry the furniture thoroughly to prevent water spots and corrosion. Use a clean, dry cloth to wipe down the surface, paying attention to areas where water tends to collect.
- **Rust Prevention** Primer coating provides excellent corrosion resistance, but it's not completely immune to rust. To prevent rust formation, inspect the furniture regularly for any scratches or cracks in the coating. If any are found, apply a small amount of touch-up paint specifically designed for coated metal surfaces.
- **Touch-Up Painting** Over time, the coating may experience wear and tear. To restore the furniture's appearance and protect it from corrosion, touch-up painting may be necessary. Use a paint that matches the original coating and follow the manufacturer's instructions carefully.
- **Avoid Chemicals** Harsh chemicals can damage the powder coating, causing discolouration or peeling. Avoid using cleaners containing chlorine, bleach, or strong acids. Do not use silicone based furniture polish.
- **Moving the Product** When moving the product, never drag it across the floor, as this will cause damage to the joints and potentially the floor.

Seat tested up to a maximum weight of 220kg

CHARLES
BENTLEY

EST. 1860

Treat your home to something special!

Bring comfort, style and relaxation to your home. From elegant outdoor dining to beautiful lounge sets and casual everyday furniture - we help you create your dream indoor & outdoor space.

For inspirational, elegant, and stylish home and garden furniture ideas **visit [CharlesBentley.com](https://www.charlesbentley.com) today!**



GLWICOMPGR26

[charlesbentley.com](https://www.charlesbentley.com)

Charles Bentley & Son Ltd. Loughborough, LE11 5TP, UK

For EU Enquiries Contact: Authorised Rep Compliance Ltd., Ground Floor, 71 Lower Baggot Street, Dublin, D02 P593, Ireland
www.authorisedrepcompliance.com