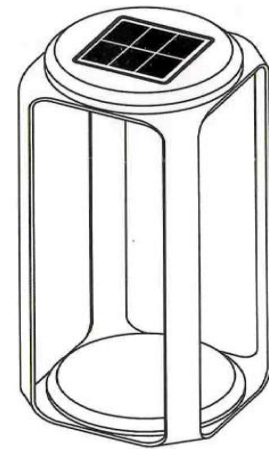


User Manual

Pegasus Lantern LED




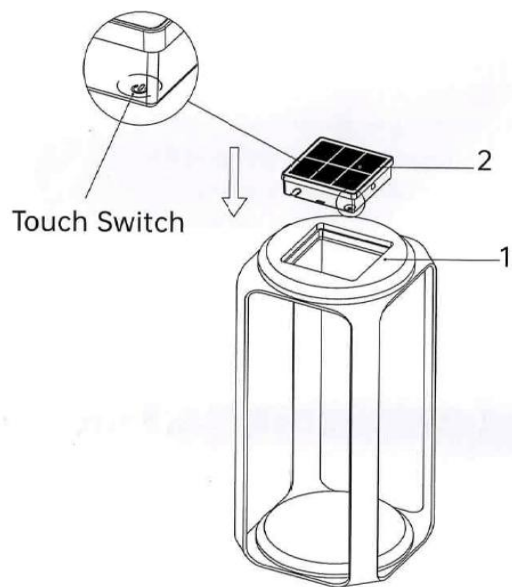
Introduction.....1
 User Manual.....2
 Instructions.....3
 Three Settings.....3
 Electrical Data of Light Source.....4
 Use Time.....5
 Attention.....6
 Built-in Battery Maintenance.....6
 Maintenance.....6
 Diana Solar Light Warranty Terms.....7
 Recycling.....9

Index

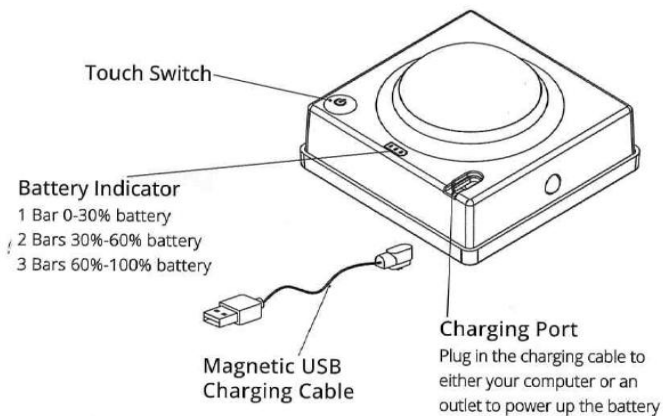
● Introduction

Thank you for choosing the Pegasus lantern (LED version) ! This lantern is more than just a lamp; it is a stylish decorative piece that seamlessly combines elegance and functionality, turning any outdoor area into a delightful sanctuary. Crafted with a sophisticated aluminium frame and high-quality teak wood, the lantern exudes elegance, simplicity, and refinement. Additionally, the advanced LED bulb provides adjustable and pleasant lighting that enhances the ambiance of your outdoor gatherings at night.





No.	Name	Qty
1	Frame	1
2	LED Solar Light	1



● Instructions

Overview: This solar light is designed to be charged by solar radiation. In cases where sunlight is not strong enough or the battery has been depleted for other reasons, the light can also be charged using a magnetic charging cable. It features an automatic on/off function based on ambient brightness and offers five different states: off, first-level brightness, second-level brightness, third-level brightness, and always on. These states can be easily controlled using a touch switch, with each touch advancing to the next state in the cycle.

Intelligent Mode: In this mode, the light will automatically turn on when the surrounding environment becomes dark, and will turn off when the ambient brightness exceeds a pre-set value. By touching the switch once, twice, or three times while the light is off, the brightness levels of the light can be adjusted to 33%, 67%, or 100% respectively.

Always-on Mode: This mode ensures that the light remains on regardless of ambient lighting intensity. To switch to always-on mode from the third level of brightness in intelligent mode, simply touch the switch once and the light will flash three times, indicating the change. The light will then be set to the second level of brightness (67%).

Closure: To turn off the light when it is in always-on mode, simply touch the switch once.

● Three Settings

Intelligent Mode: 33% | 67% | 100%

Always-on Mode: 67%

● Electrical Data of Light Source

Name:	USB charging:
Diana solar light	Magnetic USB charging cable
Model No.:	Size:
CSSL1A	105x105x53mm
Warranty:	Lumens:
2 years (Daily lighting hours < 5h)	150 lm 3.7 V 2600mAh
Working temperature:	Battery:
-5°C~+60°C	Lithium battery



Outdoor Use



Warranty



Auto On-Off



Sustainable



Weatherproof



LED Lighting



Solar Powered



Lithium Battery



USB

● Use Time

Burning hours after 5 hours of charging by direct sunlight

Setting 1: light intensity 33% | 10h

Setting 2: light intensity 67% | 8h

Setting 3: light intensity 100% | 5h

Fully charged by the USB charger

Setting 1: light intensity 33% | 20h

Setting 2: light intensity 67% | 11h

Setting 3: light intensity 100% | 8h

● Attention

- Children under the age of 12 are prohibited from using this product.
- Please refrain from disassembling the product or its accessories, replacing components, or inserting foreign objects into the product. Only authorized dealers are permitted to open the product.
- If any non-removable part of the product needs replacement for any reason, please contact your dealer.
- Ensure the product is placed in a secure environment and avoid exposing it to water or other liquids.
- In the event of the product being dropped, damaged, overheated, or submerged in liquid, discontinue use immediately and contact your dealer.
- Keep the top of the solar panel clean and free of obstructions to prevent damage or interference with solar charging.
- Proper disposal of the product must adhere to local standards and regulations.

● Built-in Battery Maintenance

- To ensure optimal performance of your new battery, it is recommended to complete 2-3 cycles of full charge and discharge. This will allow the battery to reach its full potential.
 - While the battery is designed to be charged and discharged up to 500 times, it will eventually reach the end of its lifespan.
 - It is important to note that a fully charged battery will naturally lose its charge over time if left unused.
 - To prolong the battery's capacity and lifespan, avoid exposing the product to extreme temperatures. Operating the product in excessively hot or cold environments can negatively impact the battery.
- If the operating temperature of the product is exceeded, it may result in the product malfunctioning.

Battery Warning!

- **CAUTION-** The batteries utilized in this product have the potential to cause fire or chemical burns if mishandled. In the event of damage, the battery could potentially explode.
- It is crucial that you do not attempt to open the product or replace the battery, as it is integrated and not meant to be changed. The use of alternative batteries could result in a fire or explosion risk and will also nullify the warranty.
- To charge the battery, only utilize the designated charging cable for this specific product.
- When disposing of lithium batteries, please adhere to local regulations and consider recycling them whenever possible. Avoid disposing of them in household waste or exposing them to fire, as this could lead to an explosion.

● Maintenance

- Unplug the charging plug before cleaning.
- When cleaning the product, use a dry or slightly damp cloth. Please note that the charging cable should only be wiped dry.

Diana Solar Light Warranty Terms

Please carefully review this Limited Warranty Statement to fully understand your rights and responsibilities. By utilizing a Diana product or its accessories, you are agreeing to abide by the terms of this limited warranty.

Warranty Scope and Period

This warranty specifically pertains to Diana solar lights and their accompanying accessories, excluding any additional gifts or packaging boxes. For items purchased through third-party vendors authorized by Leisure Touch (LT), LT will solely provide repair services within the warranty period. Please contact the retailer for any return or exchange inquiries. We assure that the product will function normally in accordance with our technical specifications or the provided user manual throughout the warranty period.

● Warranty Period

1. The warranty period for this product and its accessories is 2 years, provided that the product is used for less than 5 hours of lighting time per day.
2. With the purchase receipt, the warranty will be calculated from the date of purchase.
3. For products with a sales date mark, the warranty will begin from the date indicated on the sales mark.
4. If there is no proof of purchase or sales date mark available, the warranty period shall be calculated from the date of production plus an additional 3-month circulation period.
5. If any accessories require repair within the warranty period, the corresponding warranty period will be calculated from the date of purchase of the entire machine. The warranty period for the entire machine will remain unchanged. Please ensure to keep all relevant documentation to ensure a smooth warranty process. Thank you for choosing our product.

● Exclusions from After-Sales Service Warranty Coverage:

1. Products that have exceeded the warranty period.
2. Non-original products not manufactured by our company, such as light sources equipped with electronic components from other companies.
3. Damage resulting from improper use, maintenance, or storage that deviates from the product instructions.
4. Usage in direct sunlight, exposure to liquids, high humidity or temperatures, harsh environments, rapid environmental changes, corrosion, or oxidation.
5. Unforeseeable events, such as floods, fires, earthquakes, lightning strikes, etc.
6. Damage caused by unauthorized disassembly, modification, or repair of products.
7. Products that have not been charged for a period of 6 months. Failure to charge the product's battery for 6 months may result in improper functioning or diminished long-term performance.
8. Normal wear and tear on the product or accessories.

● After-sales Services

For warranty services, please contact the authorized dealer from whom you purchased the product or visit our official website for more information. Products should be returned to the dealer in their original packaging, if available, or in packaging that offers equivalent protection. Thank you for choosing our products.

Please ensure that the following information is provided:

1. Details of the faulty product, including the purchase date, product type, and reason for return.
2. Proof of purchase. Please note that if valid proof of purchase is not provided, Leisure Touch (LT) is not obligated to offer support services under this limited warranty statement.
3. Your complete contact information and address. It is important to provide all necessary information to expedite the warranty process. Thank you for your cooperation.

Name:

ADD.:

TEL.:

Laws Applicable to This Warranty

This warranty shall be governed by the laws of the mainland of the People's Republic of China. If relevant laws and regulations have mandatory provisions on the application of laws, such mandatory provisions shall apply.

● RECYCLING

- Please refrain from disposing of this lamp or charger in regular waste bins. Instead, kindly reach out to the designated department in your community for guidance on proper disposal methods.
- Electrical products contain substances that can be detrimental to both human health and the environment. Therefore, it is imperative that they are disposed of through appropriate recycling channels. Thank you for your cooperation in ensuring the responsible disposal of these items.