


N.

PREMIUM COLLECTION



FARNDON STOOL W05070 Y00972

Assembly instructions

BEFORE YOU START

Warnings

We suggest you retain these instructions for future reference. Keep fittings out of children's reach and keep children well away from construction area.

Please periodically check all fittings and re-tighten as necessary.

Please do not stand on your furniture.

Avoid exposing the furniture to excessive heat or direct sunlight as this can cause deterioration of the colour.

Unwrap all packaging materials and place the components on top of the carton box or on a clean floor to protect it from damage

Do's

We suggest you spend a short time reading through this leaflet before you start.

When you are ready to start, make sure that you have the right tools and plenty of space.

We recommend that the packaging is used to protect the surfaces during assembly.

Carefully check that you have all the parts before beginning assembly.

Ensure the product is fully assembled as illustrated and all fixings fully tightened before use. Check fixings regularly to ensure they remain tight

Always wipe dry after cleaning

For wooden or metal chairs, please add the following To clean your item, please use a soft cloth slightly dampened with water and wipe clean. Then buff with a dry clean soft cloth.

For upholster leather chairs

Dust regularly with a soft cloth, preferable once a week, to keep the leather pores free from dust particles and follow standard cleaning method mentioned above.

Dont's

Do not use this product if parts are missing,damaged or worn.

Do not stand or on your chairs

Do not over tightened screws or bolts .

Do not drag or pull your furniture.

Do not use silicone based furniture polish.

Missing parts

If you are missing any fixtures and fittings for your product. Please contact our customer service team on **0333 777 8999** and they will be happy to arrange for a replacement to be sent to you free of charge.

Home Service Technicians

If you have a fault with your product, please contact our customer service team on **0333 777 8999**. If you have had the product for 28 days or less you may be offered a replacement, refund or for a fully trained home service technician to visit your home to assess the fault an repair the product where possible. If you have had the product for more than 28 days we will send an independant homes ervice technician to review and repair the product where possible and recommend further action.

You can write to us at

Home Customer Services
Next Retail Ltd,
Desford Road,
Leicester,
LE19 4AT

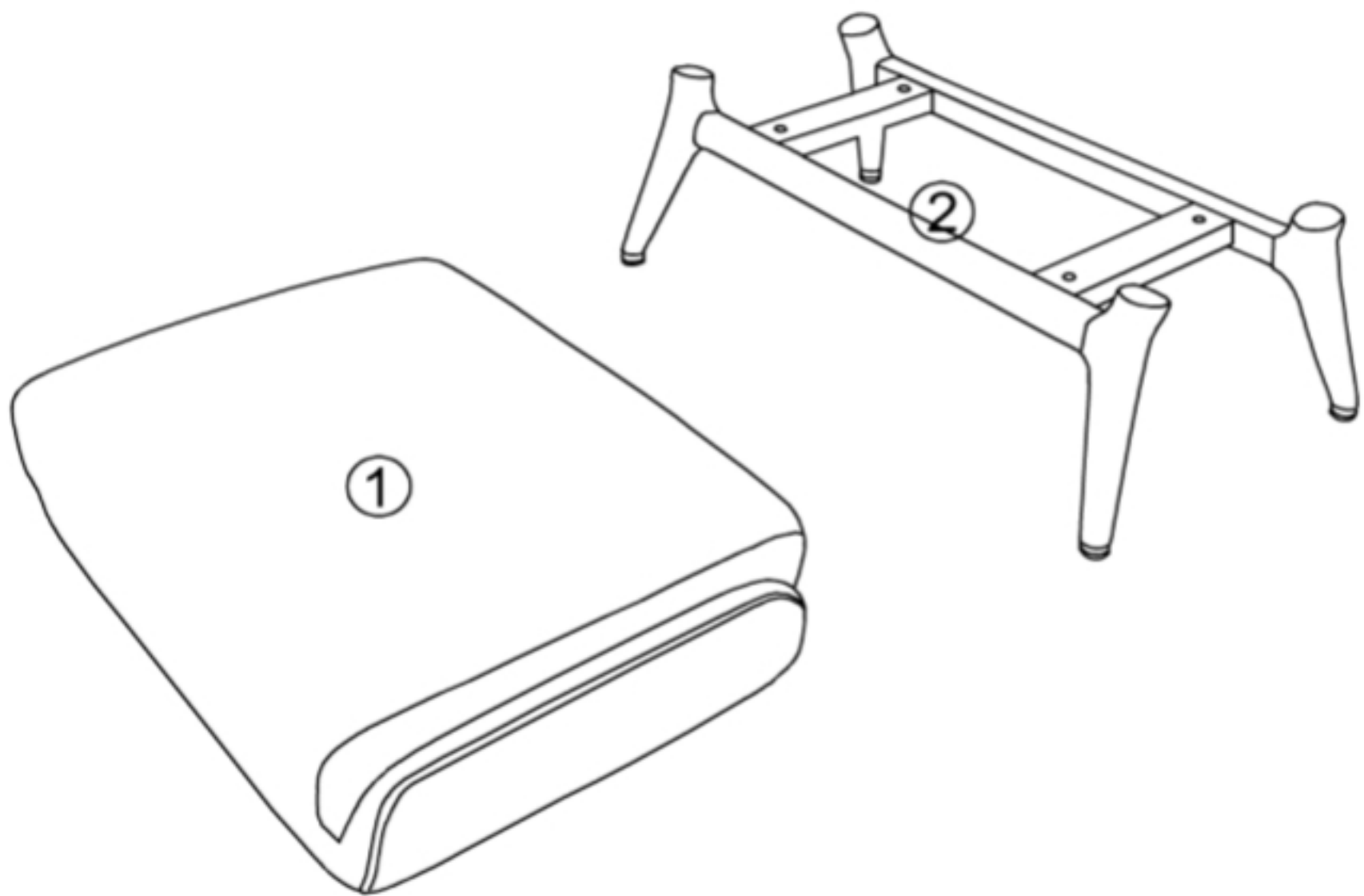
To view our full furniture range please visit
www.next.co.uk

Need Help ?



With: Assembly instruction
Missing or damaged parts
CALL: 0333 777 8999

PREMIUM COLLECTION

GETTING TO KNOW YOUR PRODUCT



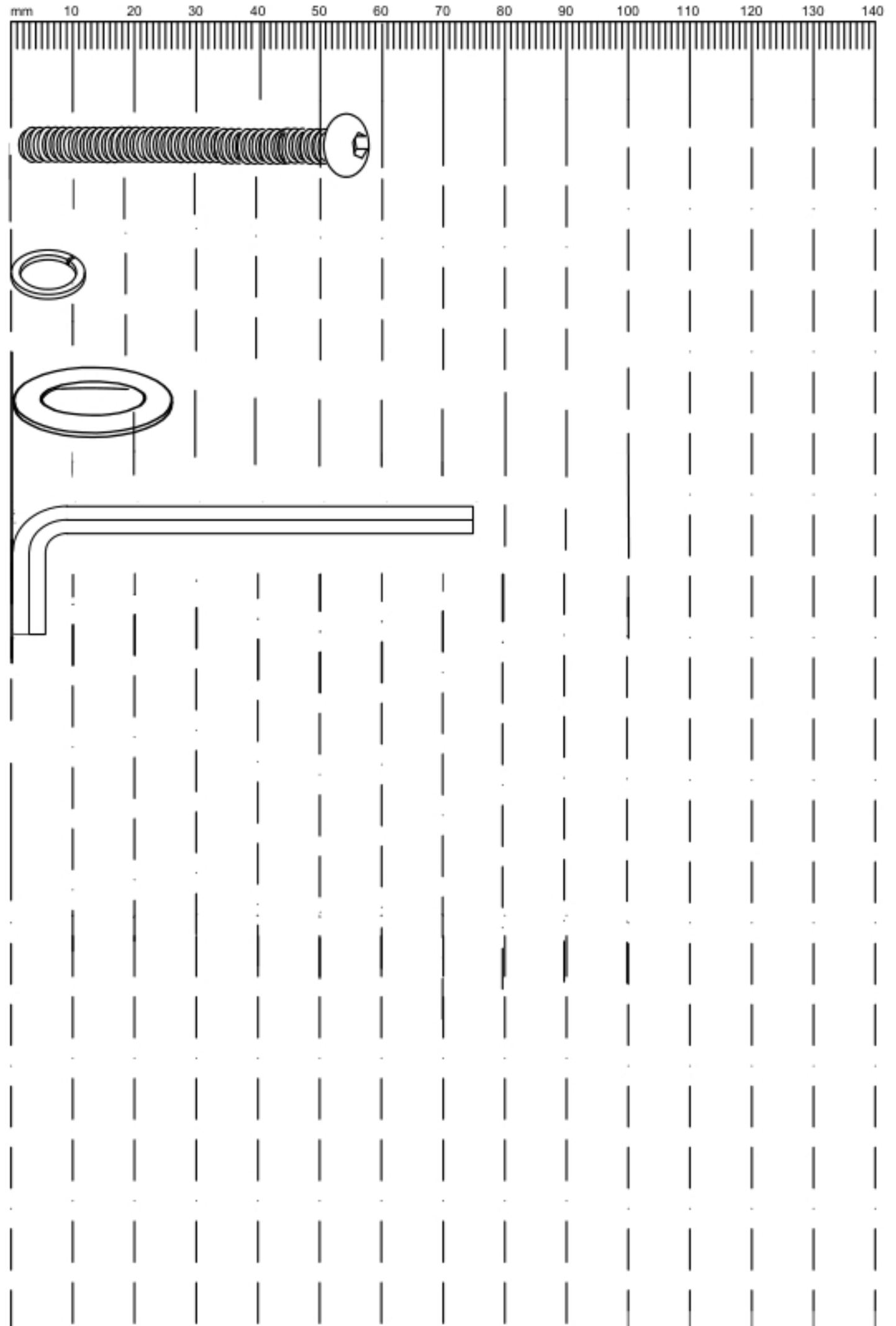
Components supplied. Please use this guide if you require replacement parts.

Ref	Dimension	Visual	Qty	Cnt
①	Stationary ladle W64*D42*H15.5cm		1	1
②	Foot frame W73*D39*H25.5cm		1	1

PREMIUM COLLECTION

Fixtures and fittings
supplied(actual size)

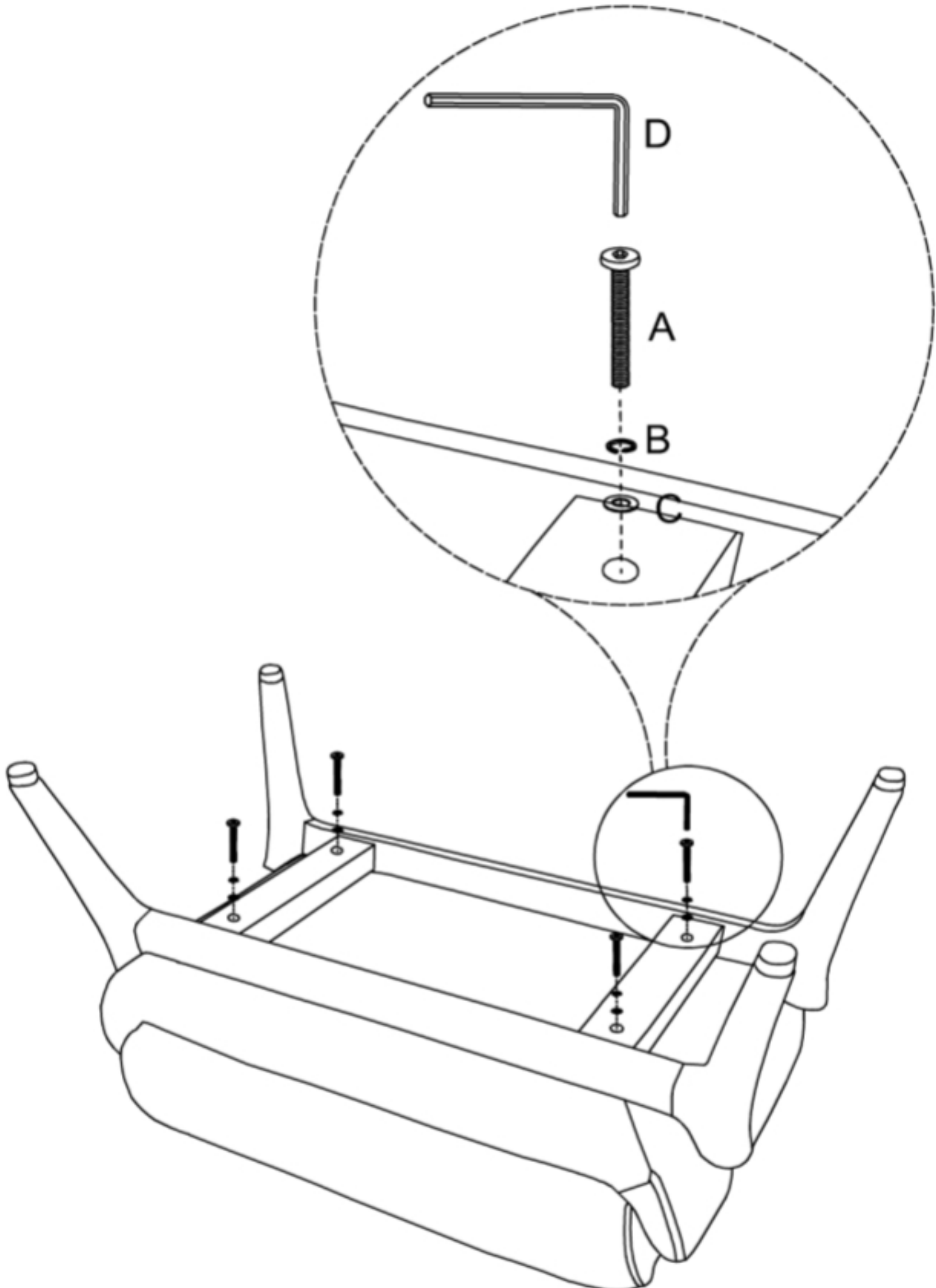
Ref	Dimension	Qty	Spare
A	M6x55mm	4	1
B	6*11mm	4	1
C	6*16mm	4	1
D	M4	1	N/A



N.

FARNDON STOOL W05070
Y00972
Assembly instructions

PREMIUM COLLECTION



N.

FARNDON STOOL W05070
Y00972
Assembly instructions

PREMIUM COLLECTION

