

CHARLES  
BENTLEY

EST. 1860



## Teak Stacking Chair

INSTRUCTION MANUAL

# ASSEMBLY MANUAL

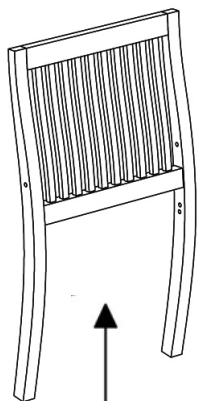
Please read and understand the following instructions.

We recommend retaining these instructions for future use.

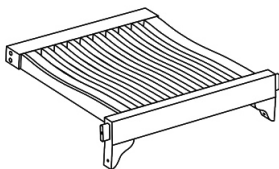
Failure to follow the instructions, improper installation, adjustment, alteration or lack of maintenance can cause injury or property damage.

Do not allow children or pets near the assembly area.

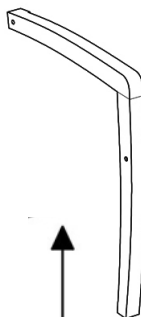
## PARTS & FIXINGS



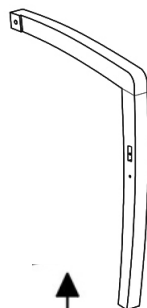
▲  
●  
1X



▲  
●  
1X

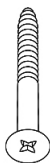


▲  
●  
1X

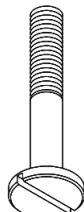


▲  
●  
1X

M6x4,5



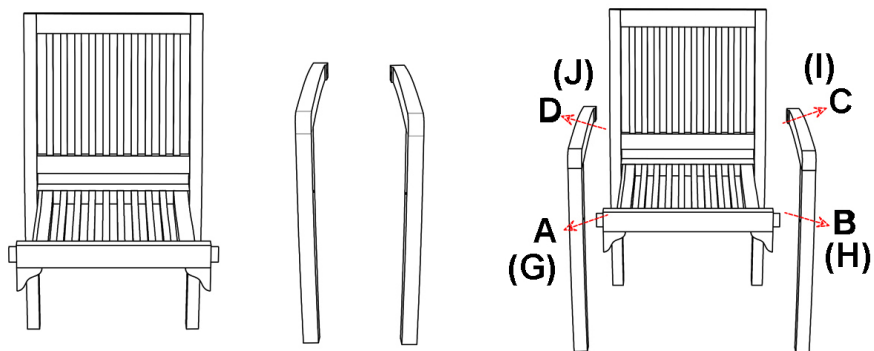
2 X



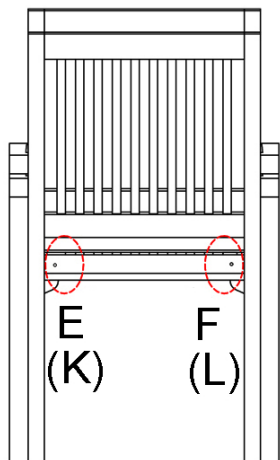
6 X

# ASSEMBLY INSTRUCTIONS

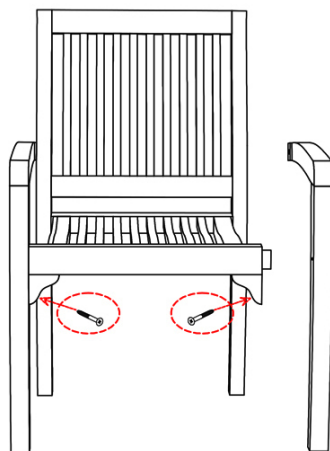
## Step 1



## Step 2



## Step 3



# CARE INSTRUCTIONS

## WARNINGS AND ADVICE

- For domestic and outdoor use only.
- Do not exceed the maximum load weight.
- When you are ready to begin assembly, make sure you have the right tools, plenty of space, and carefully check that you have all the parts required.
- Unwrap all packaging material and place the components on a clean surface. We recommend using the packaging to protect the surfaces during assembly.
- Periodically check all fittings and retighten as necessary. We recommend retaining the assembly tools, you may need them in future to re-tighten the bolts, or to dismantle the furniture.
- This product should only be used on a firm, level ground.
- Do not stand or climb on the product and supervise young children whilst in use.

## FINISH & MATERIAL OVERVIEW

Our teak furniture is crafted with a fine-sanded finish and left completely natural without any lacquer, oil, or sealant, allowing the wood to breathe freely and age beautifully. Over time when placed outdoors, your furniture will naturally develop a silver-grey patina, reflecting its organic character and durability.

Teak is naturally resistant to rot and pests due to its own natural oils and tight grain, making it ideal for outdoor use even without treatment.

## CARE

No specific maintenance is required, but there are some simple care tips you can follow if you wish:

**Regular cleaning:** Wipe with a damp cloth to remove dust and dirt. For deeper cleaning, use mild soapy water and a soft brush, then rinse and let dry naturally. Avoid pressure washers, wire brushes or harsh chemicals.

**Optional Care Treatments:** You may choose to treat your teak furniture based on your own aesthetic preference:

**Teak Oil:** Enhances warm tones, darkens wood and slows greying

**Teak Sealer:** Preserves the original colour while adding UV protection. This treatment requires less frequent reapplication.

**NOTE:** *If you apply oil or sealer, follow manufacturer instructions and reapply as needed. Once treated, maintenance may be required to preserve the finish.*

## STORAGE

While teak can stay outside year-round we advise you cover or store furniture indoors during harsh winter months to prolong the life.

Ensure the product is dry prior to covering and use breathable covers to prevent mould and mildew.

Chair tested up to a maximum weight of 110kg

[charlesbentley.com](https://www.charlesbentley.com)

Charles Bentley & Son Ltd. Loughborough, LE11 5TP, UK

For EU Enquiries Contact: Authorised Rep Compliance Ltd., Ground Floor, 71 Lower Baggot Street, Dublin, D02 P593, Ireland  
[www.authorisedrepcompliance.com](https://www.authorisedrepcompliance.com)

GLGFTKCHSTK26