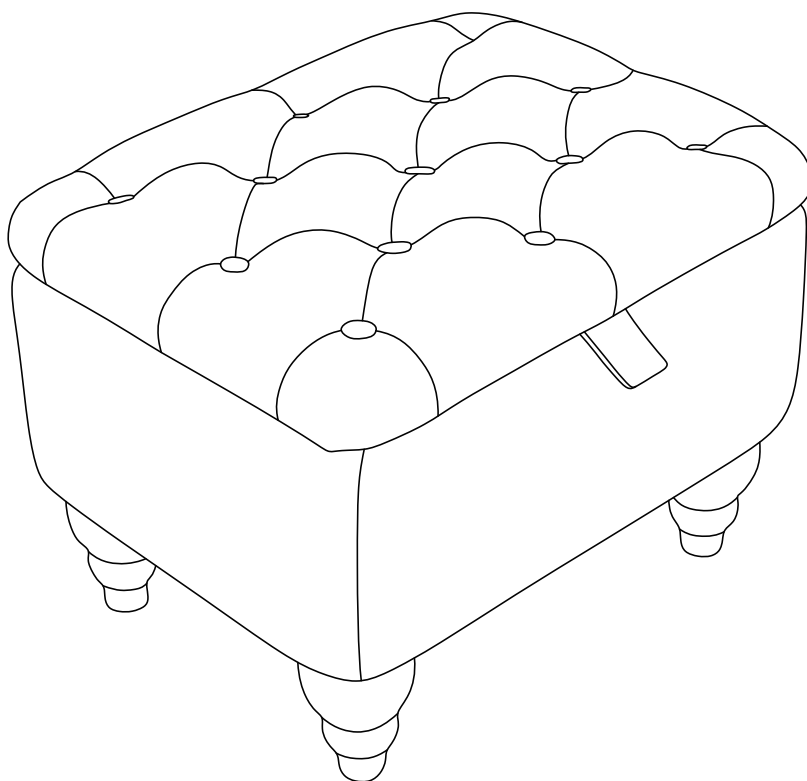


# NEXT

## ALBURY STORAGE FOOTSTOOL H35077-W66645

Assembly instructions

Actual product size  
H39×W50×D38cm



### Need Help ?

With: Assembly instruction  
Missing or damaged parts

CALL: 0333 777 8999

**IMPORTANT - RETAIN FOR FUTURE REFERENCE**

# ALBURY STORAGE FOOTSTOOL

## H35077-W66645

### Assembly instructions

## BEFORE YOU START

Number of people required to assemble

Two people are required to assemble this item

Time to assemble: 30 minutes



Item No.	Fabric name	Fabric composition
H35077	Fine Chenille Mid Grey Danny	100% polyester
W66645	Tweedy Plain Light Natural	100% polyester

### Do's

We suggest you spend a short time reading through this leaflet before you start. When you are ready to start, make sure that you have the right tools and plenty of space.

Unwrap all packaging materials and place the components on a clean surface to protect it from damage. We recommend that the packaging is used to protect the surfaces during assembly.

Carefully check that you have all the parts before beginning assembly. Ensure the product is fully assembled as illustrated and all fixings fully tightened before use. Check fixings regularly to ensure they remain tight.

Always wipe dry after cleaning.

To clean your item, please use a soft cloth slightly dampened with water and wipe clean. Then buff with a dry clean cloth.

### Dont's

Never allow any kind of liquid to remain on your furniture. Absorption can cause wood to warp or finishes to de-laminate.

Do not stand or lean back on your chairs.

Do not use silicone based furniture polish. Silicone in furniture polishes can break down the lacquer finish.

### Missing parts

If you are missing any fixtures and fittings for your product.. Please contact our customer service team on 0333 777 8999 and they will be happy to arrange for a replacement to be sent to you free of charge.

### Warnings

We suggest you retain these instructions for future reference.

Keep fittings out of children's reach and keep children well away from construction area. This product should only be used on firm level ground. Please periodically check all fittings and re-tighten as necessary.

Avoid exposing the furniture to excessive heat or direct sunlight as this can cause cracking of the wood and deterioration of the colour.

Unwrap all packaging materials and place the components on top of the carton box or on a clean floor to protect it from damage.

### Home Service Technicians

If you have a fault with your product, please contact our customer service team on **0333 777 8999**. If you have had the product for 28 days or less you may be offered a replacement, refund or for a fully trained home service technician to visit your home to assess the fault and repair the product where possible. If you have had the product for more than 28 days we will send an independant home service technician to review and repair the product where possible and recommend further action.

**You can write to us at**  
Home Customer Services  
Next Retail Ltd  
Desford Road,  
Leicester,  
LE19 4AT

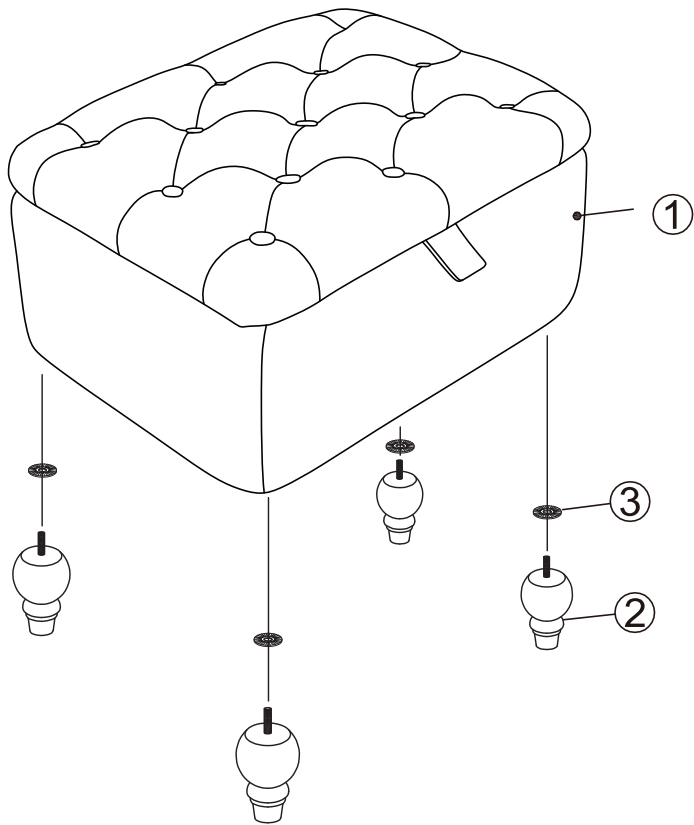
To view our full furniture range  
please visit [www.next.co.uk](http://www.next.co.uk)

## Need Help ?

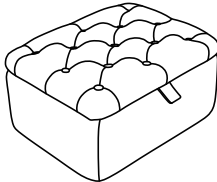
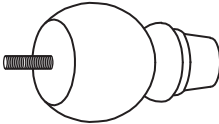

With: Assembly instruction  
Missing or damaged parts

**CALL: 0333 777 8999**

GETTING TO KNOW YOUR PRODUCT



Components supplied. Please use this guide if you require replacement parts.

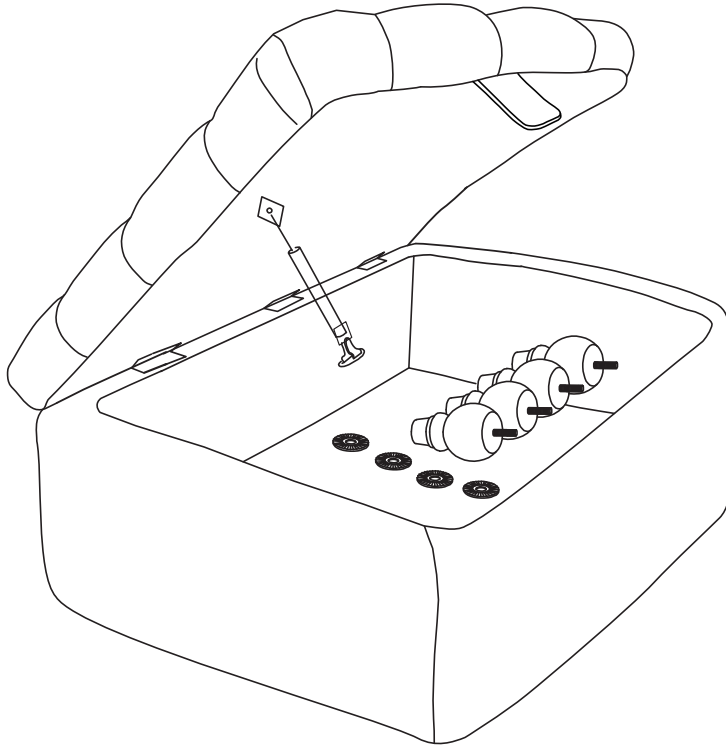
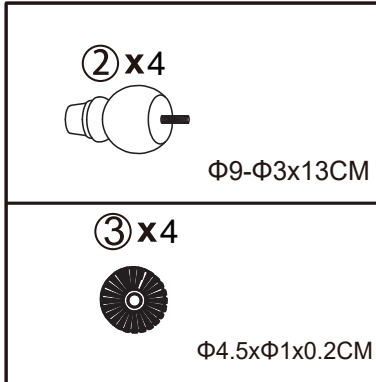
Ref	Dimension	Visual	Qty
1	Seat: H26xW50xD38CM		1
2	legs: Φ9-Φ3x13CM		4
3	Plastic spacer: Φ4.5xΦ1x0.2CM		4

# ALBURY STORAGE FOOTSTOOL

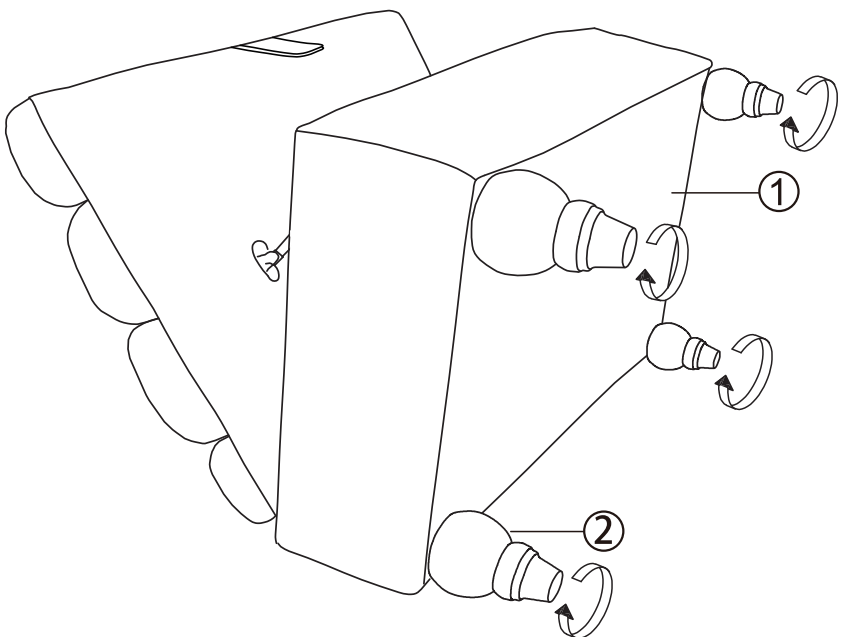
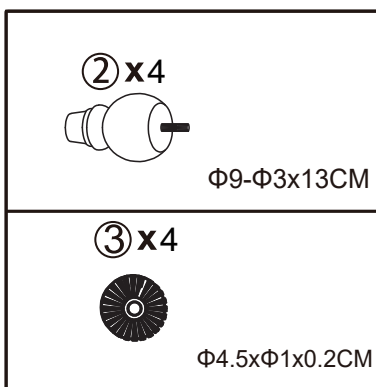
## H35077-W66645

Assembly instructions

1.




2.



ALBURY STORAGE FOOTSTOOL  
H35077-W66645  
Assembly instructions

3.



Then adjust balance of this stool

# NEXT

ALBURY STORAGE FOOTSTOOL  
H35077-W66645  
Assembly instructions

## ALBURY STORAGE FOOTSTOOL H35077-W66645

Assembly instructions

Actual product size  
H39×W50×D38cm

CAUTION: Maximum weight capacity of this stool is 130kg.

