


NEXT

Sherlock Regular Chair

Assembly instructions

Actual product size:

H102 x W85 x D88 cm



Need Help?

With: Assembly instructions
Missing or damaged parts

IMPORTANT — RETAIN FOR FUTURE REFERENCE

CALL: 0333 777 8999

Item number	Fabric Name	Composition
A19415	Versatile Check Stirling Red	100% Polyester
A19420	Versatile Check Nevis Grey	100% Polyester
A19425	Tweedy Check Lawson Mid Grey	100% Polyester
A19430	Tweedy Check Kildare Grey	100% Polyester
A19435	Tweedy Check Murray Ochre	100% Polyester
A19460	Tweedy Check Burford Natural	100% Polyester
B38878	Antique Light Tan	100% Leather
C60961	Chunky Weave mid Natural	84% Polyester 16%Acrylic
C61194	Tweedy Chenille Oyster	97% Polyester, 3% Viscose
D91495	Plush Chenille Slate Blue	100% Polyester
G06297	Wool Look Herringbone Mulberry Purple	100% Polyester
H20235	Chunky Weave Mid Blue	84% Polyester 16%Acrylic
H20237	Plush Chenille Plum	100% Polyester
H94189	Monza Faux Leather Peppercorn Brown	71% Polyester, 29% PU
K83165	Plush Chenille Moss Green	100% Polyester
N06388	Versatile Check Nevis Light Natural	100% Polyester
U35963	Chunky Weave Dove	84% Polyester 16%Acrylic
U35968	Versatile Check Nevis Navy	100% Polyester
W42712	Chunky Chenill Check Monochrome	42% Polyester 37%Cotton 21%Viscoe
W83174	Chunky Weave Coral	84% Polyester 16%Acrylic
W83186	Teddy Boucle Light Natural	100% Polyester
W85403	Multi Chenille Check Mink Brown	100% Polyester
Y00973	Dry Handle Check Light Natural	69% Polyester, 25% Viscose, 6% Linen

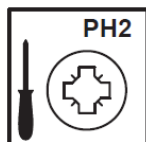
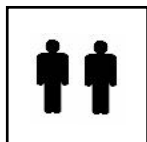
Sherlock Regular Chair

Assembly instructions

BEFORE YOU START

Number of persons required to assemble
Two persons are required to assemble this item.

Time to assemble : 15 minutes



not supplied

Do's

We suggest you spend a short time reading through this leaflet before you start. When you are ready to start, make sure that you have the right tools and plenty of space. Unwrap all packaging materials and place the components on a clean surface to protect it from damage; we recommend that the packaging is used to protect the surfaces during assembly. Carefully check that you have all the parts before beginning assembly.

When your new product arrives, you may notice that some of the cushions or upholstered areas may have been creased or squashed during transit. This can be simply corrected by gently patting the area back into shape to re-distribute the filling and reshape the cover.

To ensure your sofa continues to look great, it is important to regularly:

- Plump cushions to prevent creasing, flattening and distortion of the cushion border.
- Regularly turn all reversible cushions.
- Swap the left and right cushions to balance out wear to the covers and fillings.

Please note your foam cushions will soften slightly within the first few weeks of use. This will not affect their durability.

Wipe occasionally with a soft cloth slightly dampened with water. Then buff with a dry clean soft cloth.

Don'ts

Never allow any kind of liquid to remain on your furniture. Absorption can cause wood to warp or finishes to delaminate.

Do not stand or lean back on your furniture.

Avoid sharp objects such as toys, buckles, jewellery and pets to prevent fabric snagging.

Do not drag or pull your furniture.

Do not use silicone based furniture polish. Silicone in furniture polishes can break down the finish.

Missing parts

If you are missing any fixtures and fittings for your product please contact our customer service team on 0333 777 8999 and they will be happy to arrange for a replacement to be sent to you free of charge.

Warnings

We suggest you retain these instructions for future reference. Keep fittings out of children's reach and keep children well away from construction area. This product should only be used on firm level ground. Please periodically check all fittings and re-tighten as necessary. Avoid exposure to direct and prolonged periods of sunlight, as colours might fade in the sun. Protect your upholstered furniture by drawing the curtains or blinds when you go out. Do not position upholstery close to sources of intense heat, such as radiators. Do not stand or jump on your furniture. Avoid sitting on arms or edges which may cause distortion or damage the frame. Dye transfer from garments and other soft furnishings such as denims and similar dark fabrics can't be removed.

Avoid allowing pets on upholstered products as their claws may cause damage to the leather or fabric. Checks, Stripes and Patterns - We do all we can to match fabrics wherever possible on our products, but it's not always feasible in production. Images online and in any promotional material are for guidance only and the finished products may vary slightly.

Home service technicians

If you have a fault with your product please contact our customer service team on 0333 777 8999. If you have had the product for 28 days or less you may be offered a replacement, refund or for a fully trained home service technician to visit your home to assess the fault and repair the product where possible. If you have had the product for more than 28 days we will send an independent home service technician to review and repair the product where possible and recommend further action.

You can write to us at

Home Customer Services
Next Retail Ltd,
Desford Road,
Leicester,
LE19 4AT

To view our full furniture range please visit www.next.co.uk

Need Help?

With: Assembly instructions
Missing or damaged parts

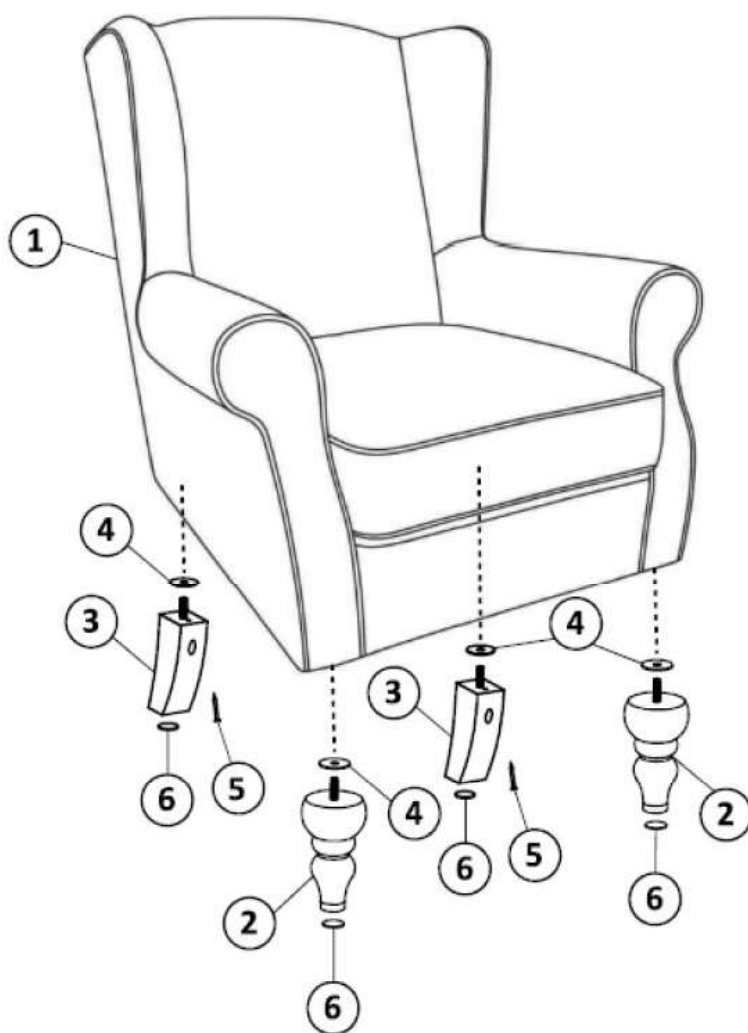
CALL: 0333 777 8999


NEXT

Sherlock Regular Chair

Assembly instructions

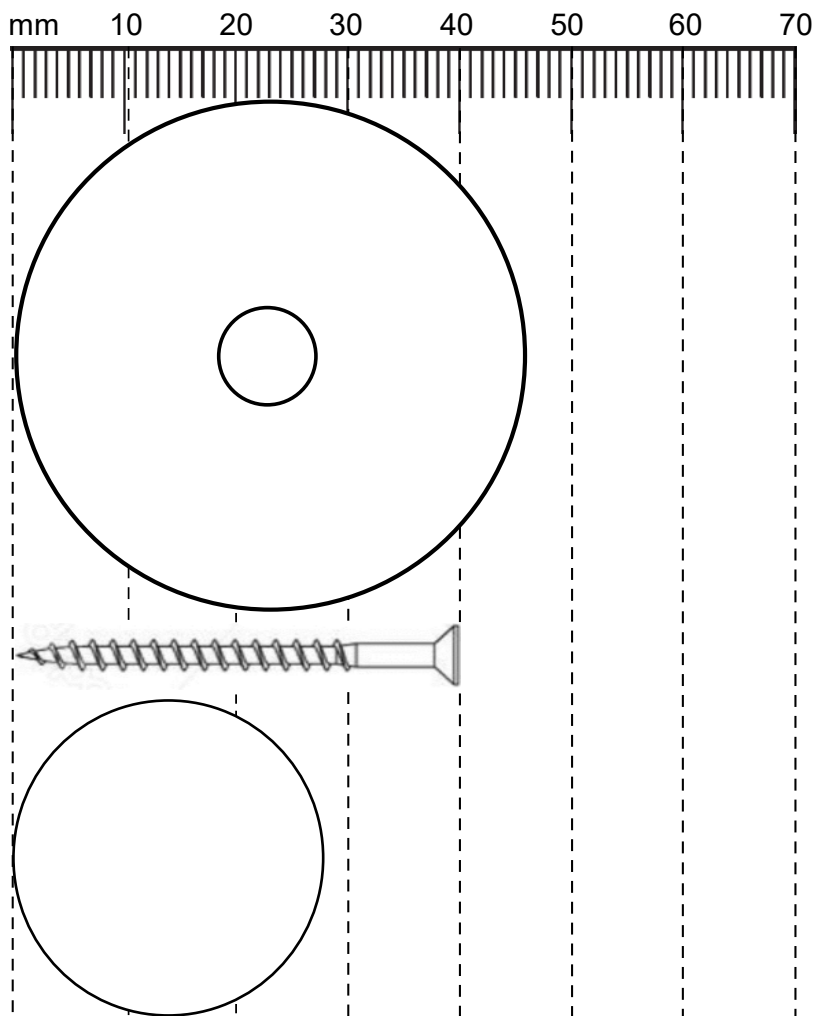
GETTING TO KNOW YOUR PRODUCT



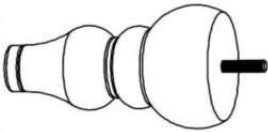
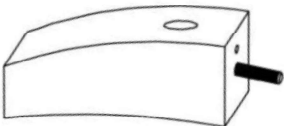
Ref	Dimensions	Visual	Qty
1	H102 x W85 x D88 CM		1

**Fixtures and fittings
supplied (actual size)**

Ref	Dimensions	Qty	*Extra
4	4,5 x 4,5 x 0.2 CM	4	
5	0,4 x 4 CM	2	
6	2,8 x 2,8 x 0,3 CM	4	



Fixtures and fittings supplied (not to scale)

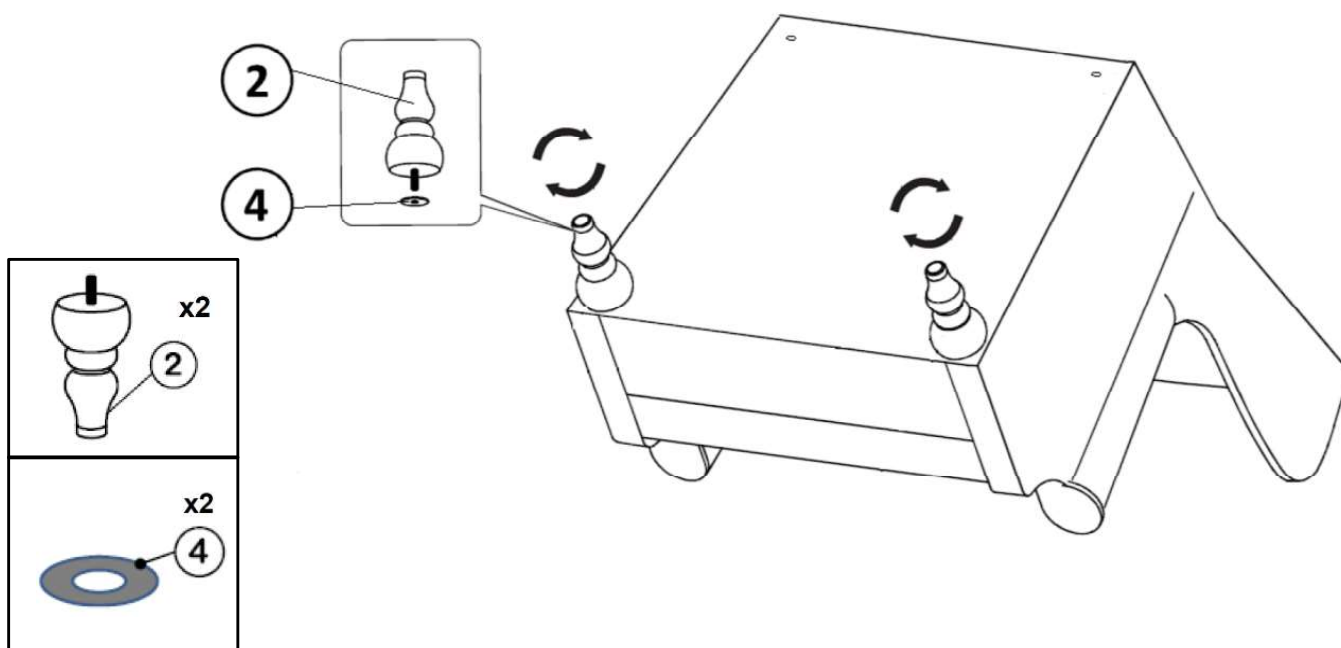
Ref	Dimensions	Visual	Qty
2	15 x 8.5 x 8.5 CM		2
3	15 x 9 x 4.5 CM		2

NEXT

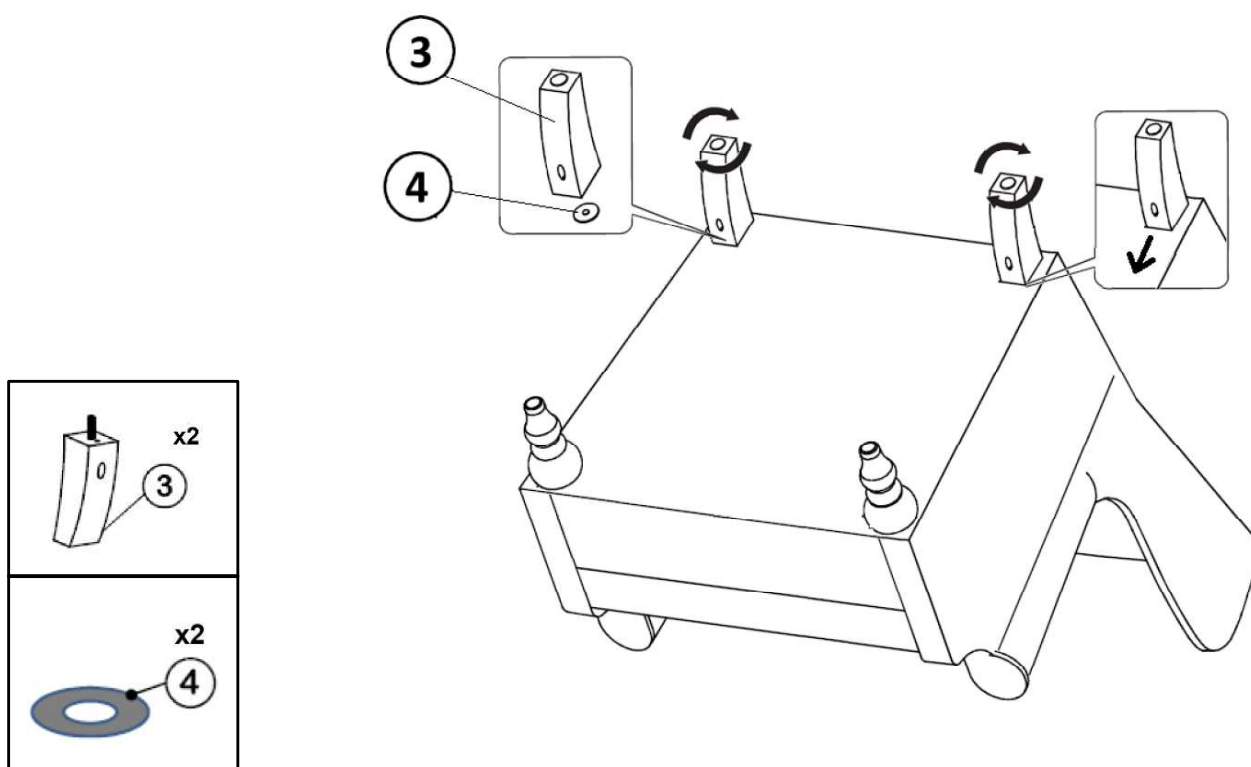
Sherlock Regular Chair

Assembly instructions

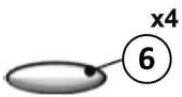
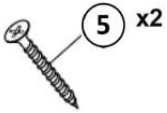
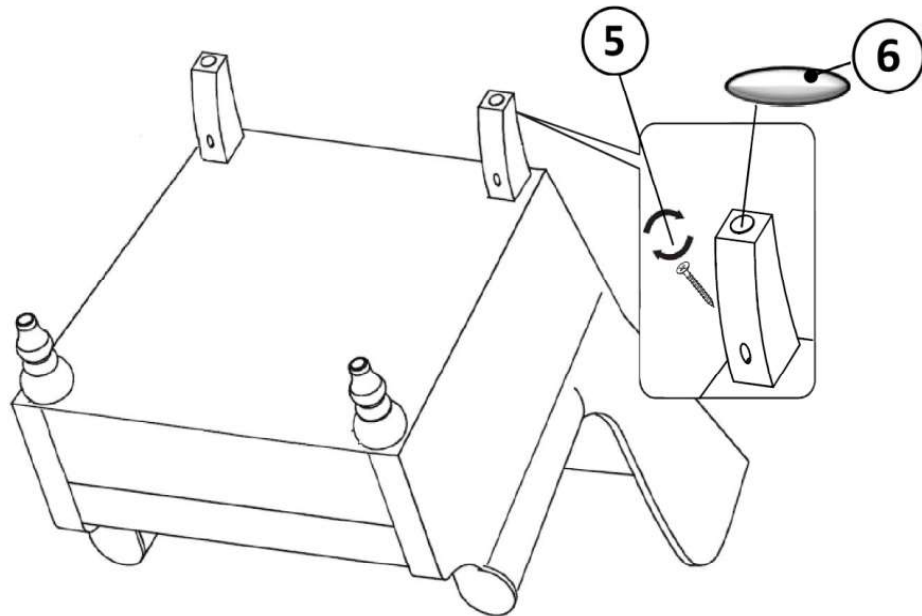
1 CAUTION: Ensure all feet are tight



2 CAUTION: Ensure all feet are tight

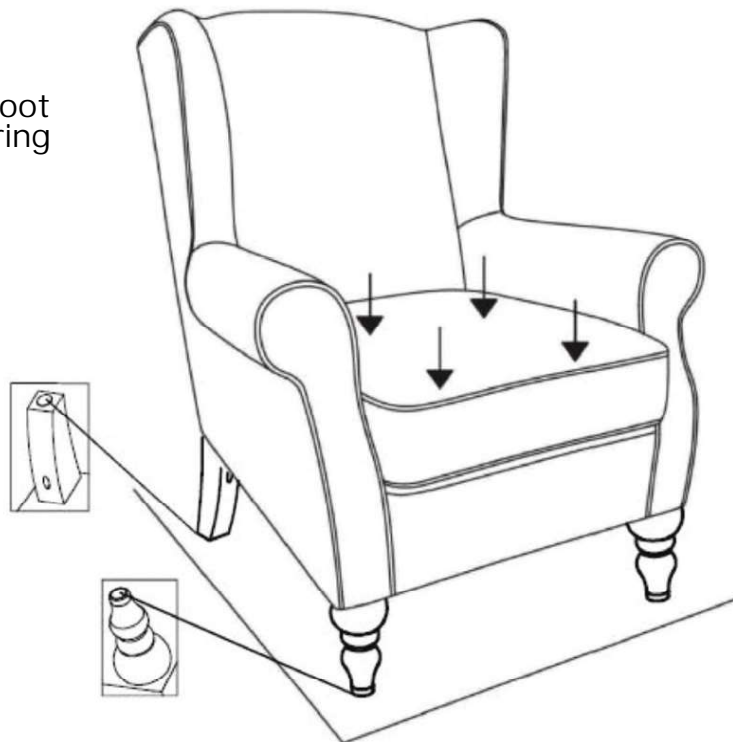


3



4

Felt pads are provided to protect your floor. Always use the correct foot protectors for your flooring type.



NEXT

Sherlock Regular Chair

Assembly instructions

Actual product size:

H102 x W85 x D88 cm

Caution: maximum weight capacity of this chair is 130kg

